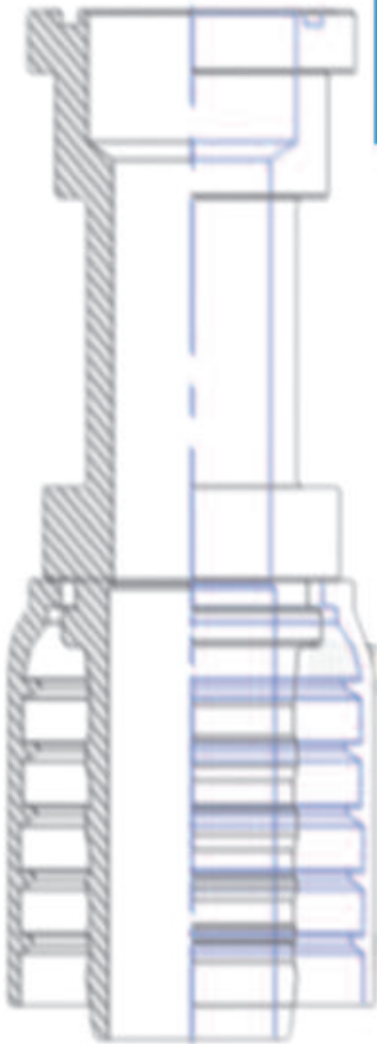



CS Couplamatic Systems Inc.

Innovation in Hydraulic Hose Assembly Systems and Components

Serving the Hydraulic Industry Since 1959



CATALOG 4010_R





Hose and Couplings Index

Section A - Bulk Hose.

SAE 100R1AT Thin Cover Domestic.....	A-1
DIN 1SN / SAE 100R1AT Thin Cover.....	A-1
SAE 100R2AT Thin Cover Import & Domestic.....	A-2
DIN 2SN / 100R2AT Thin Cover.....	A-2
2SK Extreme Pressure Hose, Exceeds 2SN/2SC.....	A-3
SAE 100R16 (Import).....	A-3
ULTRA R16 High/Low Temp 100R16/2SC.....	A-4
SAE 100R17(Import).....	A-4
HY-PLUS I (1 Wire 3000 PSI WP).....	A-5
HY-PLUS III (2 Wire High Pressure, High Flexibility).....	A-5
Dura-Hyd Abrasion Resistant R17 & R16/2SC.....	A-6
Dura-Hyd EX Super Abrasion Resistant R16/2SC.....	A-6
Jack Hose 10,000 PSI WP.....	A-7
SAE 100R3.....	A-7
SAE 100R4.....	A-7
SAE 100R5.....	A-8
SAE 100R5 Hi-Temp.....	A-8
SAE 100R6.....	A-9
100R7 Reduced OD Thermoplastic.....	A-9
100R7 Reduced OD Thermoplastic Non-Conductive.....	A-9
100R7 Reduced OD Thermoplastic Twin Line.....	A-10
100R7 Reduced OD Thermoplastic Twin Line NC.....	A-10
SAE 100R18 Low Temperature Thermoplastic Hose.....	A-10
SAE 100R7.....	A-11
SAE 100R7 (Non-Conductive).....	A-11
SAE 100R7 Twin Line.....	A-12
SAE 100R7 Twin Line (Non Conductive).....	A-12
SAE 100R8.....	A-12
SAE 100R8 Non-Conductive.....	A-13
SAE 100R12 (Caterpillar).....	A-13
SAE 100R12 (Import).....	A-13
Dura-Hyd EX Super Abrasion Resistant 100R12.....	A-14
SAE 100R13 Extra High Pressure (Import).....	A-14
Dura-Hyd EX Super Abrasion Resistant 100R13.....	A-14
SAE 100R15 Extreme Pressure (Import).....	A-15
4SH Spiral Hose.....	A-15
SAE 100R14 PTFE Hose.....	A-16
Hydraulic Return Hose.....	A-16
Refrigerant Hose (Air Conditioning).....	A-16
Push On Hose - Rubber Cover.....	A-17
Push On Hose - Blue Rubber Cover	A-17
Push On Hose - Cotton Cover.....	A-17
Air Brake Hose.....	A-17
Pressure Wash Hose.....	A-18

Section B - Vari-Crimp Hydraulic Couplings.

Vari-Crimp Couplings.....	B-1 to B-9
Nuts and Sleeves for Tube Repair Coupling.....	B-4
ORF O-Rings.....	B-6
Split Flange Kits and O-Rings.....	B-7
Routing Clamp Sleeves.....	B-9
Vari-Crimp Crimp Diameter Charts.....	B-9
GW Series BTW 100R12 Couplings.....	B-10 to B14
GW Series BTW 100R12 Crimp Charts.....	B-14
Vari-Crimp 4 Spiral Couplings.....	B-15
SX Series 100R13 Skive Type Couplings.....	B-16 to B18
SX Series 100R13 Skive Crimp Charts.....	B-18
R5 Series - 100R5 Crimp Couplings.....	B-18 to B-19
T Series - R14 & R7 Crimp Couplings.....	B-20 to B-22

Section C - Grip Crimp Hydraulic Couplings.

Grip Crimp Couplings.....	C-1 to C-9
Nuts and Sleeves for Tube Repair Coupling.....	C-5
Split Flange Kits and O-Rings.....	C-7
Grip-Crimp Crimp Diameter Charts.....	C-9
Grip Crimp Pressure Wash Couplings.....	C-10

Section C - Grip Crimp Hydraulic Couplings.

6GC 4SH, R13, R15 BTW Couplings.....	C-16 to C-18
6GC 4SH, R13, R15 BTW Crimp Charts.....	C-18
XP Series BTW 4SH Couplings.....	C-19 to C21
XP Series BTW 4SH Crimp Charts.....	C-21

Section D - Thermoplastic Hydraulic Couplings.

Couplings for 100R7 and 100R8.....	D-1 to D-2
------------------------------------	------------

Section G - Refrigerant Hose Fittings.

Refrigerant Hose Fittings.....	E-1 to E-2
--------------------------------	------------

Section H - Reusable Hydraulic Couplings, Push On

Fittings, Hose Assemblies, 100R4 Fittings, & Accessories.

Two Bolt Coupling.....	F-1
Two Bolt Menders.....	F-1
Clamp Halves Only - Two Bolt.....	F-1
Stems and Menders Only - Two Bolt.....	F-1
Thin Cover - Non Mandrel.....	F-1
100R5 - Non Mandrel.....	F-1
Brass Push On Fittings.....	F-2
Push On Fitting and Hose Kit.....	F-2
Grease Hose Assemblies.....	F-2
Stems and Ferrules 100R4 (Hyd. Suction).....	F-3
Spring Guards.....	F-3
Jack Hose Spring Guards and Labels.....	F-3
Bin Labels.....	F-3
Storage Bin.....	F-3

Section J - Hydraulic Adapters.

Adapters.....	G-1 to G-3
Adapter Kit.....	G-3

Section K - Hose Fabrication Machinery.

Hydraulic Crimpers.....	H-1
Power Units & Hydraulic Swage Machinery.....	H-2
Swage Dies and Pushers.....	H-2
Hose Cutting Machinery and Accessories.....	H-2
Refrigerant Crimper, Dies, & Die Carriers.....	H-2
Skive Tools.....	H-2

Section L - Cross References.

Hose Cross Reference.....	J-1 to J-4
Vari-Crimp to Weatherhead.....	J-5
Vari-Crimp to Parker-Dayco Old.....	J-6
Vari-Crimp to Parker Dayco New.....	J-7
GW Series 100R12 to Weatherhead.....	J-8
SX Series to Weatherhead.....	J-8
GW Series 100R12 to Parker Dayco.....	J-9
R5 Series to Weatherhead.....	J-10
T Series to Weatherhead.....	J-10
Grip-Crimp to Parker.....	J-11
Grip-Crimp to Gates.....	J-12
4GC Series to Parker.....	J-13
6GC Series to Parker.....	J-13
XP Series to Parker.....	J-13
Thermoplastic Swage to Synflex, Parker, and Gates.....	J-14

Section M - Thread Guide and Technical Information.

Identification Guide.....	K-1 to K-2
Torque Value Charts.....	K-2
Metric Conversions.....	K-2
Hose Standards and Specifications.....	K-3
Hose Working Pressures and Temperatures.....	K-4
Coupling Codes and Configurations.....	K-5
Hose Assembly Guide.....	K-6

WARRANTY.

Couplamatic Systems Inc., warrants that products sold by it will be free from defect in material and workmanship. In the event that claims are made with regard to defective materials or workmanship, Couplamatic Systems Inc. shall have the option to repair, replace, or grant a credit for product determined in its sole discretion to be defective at time of sale. The foregoing states Couplamatic Systems Inc. sole responsibility for breach of this warranty. In no event shall Couplamatic Systems Inc. be liable for consequential damages.

All warranty claims shall be presented within thirty (30) days after the defect is discovered and in addition will be honored only if presented within one year of date of purchase.

No other warranty, whether expressed or implied by operation of law or otherwise (including any warranty of merchantability, fitness, or performance), shall exist in connection with the sale or use of any product sold by Couplamatic Systems Inc.

Bulk Hose


A Bulk Hose
 B Vari-Crimp
 C Grip Crimp
 D Thermoplastic
 E Refrigerant
 F Reusables, Pushon, Aces.
 G Adapters
 H Fabrication Equipment
 J Cross Reference
 K Thread Identification



DOMESTIC THIN COVER 1-WIRE HYDRAULIC HOSE SAE 100R1AT **No. 57MB-1**

Applications: Medium Pressure Hydraulics, Industrial or Agricultural
 Cover: Flame Resistant cover, MSHA approved.
 Reinforcement: One Wire Braid
 Temperature: -40F to +212F (-40C to +100C)
 Coupling Series: Vari-Crimp pg B1-B9, Grip-Crimp pg C1-C9
 Reusable pg F1


Hose I.D.	Hose O.D.	Working Pressure (Lbs.)	Min. Burst Pressure (Lbs.)	Min. Bend Radius (In.)	Weight Per Hundred Feet	Reel Footage
1/4"	0.530	2,750	11,000	4	16 lbs.	250'
3/8"	0.690	2,250	9,000	5	23 lbs.	250'
1/2"	0.812	2,000	8,000	7	29 lbs.	250'
3/4"	1.100	1,250	5,000	9.5	41 lbs.	250'
1"	1.410	1,000	4,000	12	62 lbs.	250'



IMPORT THIN COVER 1-WIRE HYDRAULIC HOSE SAE 100R1AT /1SN **No. 56MB-1**

Applications: Medium Pressure Hydraulics, Industrial or Agricultural
 Cover: Flame Resistant cover MSHA approved.
 Reinforcement: One Wire Braid
 Temperature: -40F to +212F (-40C to +100C)
 Coupling Series: Vari-Crimp pg B1-B9, Grip-Crimp pg C1-C9

Hose I.D.	Hose O.D.	Working Pressure (Lbs.)	Min. Burst Pressure (Lbs.)	Min. Bend Radius (In.)	Weight Per Hundred Feet	Reel Footage
1/4"	0.530	3,250	13,000	4	16 lbs.	500'
3/8"	0.687	2,600	10,400	5	23 lbs.	500'
1/2"	0.812	2,325	9,300	7	29 lbs.	350'
3/4"	1.090	1,525	6,100	9.5	41 lbs.	250'
1"	1.405	1,275	5,100	12	62 lbs.	200'
1-1/4"	1.710	900	3,600	16.5	84 lbs.	Bulk
1-1/2"	1.970	725	2,900	20	104 lbs.	Bulk
2"	2.505	580	2,320	25	140 lbs.	Bulk




DOMESTIC THIN COVER 1-WIRE COAST GUARD APPROVED HYDRAULIC HOSE SAE 100R1AT **No. GRISN-CG**

Applications: Medium Pressure Hydraulics, Industrial or Agricultural
 Cover: Flame Resistant cover, MSHA approved.
 Reinforcement: One Wire Braid
 Temperature: -40F to +212F (-40C to +100C)
 Coupling Series: Vari-Crimp pg B1-B9, Grip-Crimp pg C1-C9
 Reusable pg F1

Hose I.D.	Hose O.D.	Working Pressure (Lbs.)	Min. Burst Pressure (Lbs.)	Min. Bend Radius (In.)	Weight Per Hundred Feet	Reel Footage
3/8"	0.690	2,250	9,000	5	23 lbs.	250'
1/2"	0.812	2,000	8,000	7	29 lbs.	250'

Bulk Hose



DOMESTIC THIN COVER 2-WIRE HYDRAULIC HOSE SAE 100R2AT No. 57MB-2

Applications: High Pressure Hydraulics, Industrial or Agricultural
Cover: Flame Resistant Cover, MSHA Approved

Reinforcement: Two Wire Braids

Temperature: -40F to +212F (-40C to +100C)

Coupling Series: Vari-Crimp pg B1-B9, Grip-Crimp pg C1-C9

GW Series (3/4"-1") pg B10-B14, Reusable pg F1

Hose I.D.	Hose O.D.	Working Pressure (Lbs.)	Min. Burst Pressure (Lbs.)	Min. Bend Radius (In.)	Weight Per Hundred Feet	Reel Footage
1/4"	0.593	5,000	20,000	4	24 lbs.	250'
3/8"	0.750	4,000	16,000	5	34 lbs.	250'
1/2"	0.875	3,500	14,000	7	43 lbs.	250'
5/8"	1.010	2,750	11,000	8	51 lbs.	250'
3/4"	1.158	2,250	9,000	9.5	61 lbs.	250'
1"	1.500	2,000	8,000	12	88 lbs.	250'



IMPORT THIN COVER 2-WIRE HYDRAULIC HOSE SAE 100R2AT No. 56MB-2

Applications: High Pressure Hydraulics, Industrial or Agricultural
Cover: Flame Resistant Cover, MSHA approved

Reinforcement: Two Wire Braids

Temperature: -40F to +212F (-40C to +100C)

Coupling Series: Vari-Crimp pg B1-B9, Grip-Crimp pg C1-C9

GW Series (3/4"-1-1/4") pg B10-B14, Reusable pg F1

Hose I.D.	Hose O.D.	Working Pressure (Lbs.)	Min. Burst Pressure (Lbs.)	Min. Bend Radius (In.)	Weight Per Hundred Feet	Reel Footage
3/4"	1.158	2,250	9,000	9.5	61 lbs.	250'
1"	1.500	2,000	8,000	12	88 lbs.	200'
1-1/4"	1.862	1,625	6,500	16.5	129 lbs.	Bulk

See 2SN (Page A-3) for sizes 1/4" thru 5/8" and 1-1/2" thru 2".



IMPORT THIN COVER 2-WIRE HYDRAULIC HOSE SAE 100R2AT/2SN No. 2SN

Applications: High Pressure Hydraulics, Industrial or Agricultural
Cover: Flame Resistant Cover, MSHA approved

Reinforcement: Two Wire Braids

Temperature: -40F to +212F (-40C to +100C)

Coupling Series: Vari-Crimp (1/4"-5/8") pg B1-B9,


Grip-Crimp (1/4"-2") pg C1-C9,

GW Series (3/4"-2") pg B10-B14

Hose I.D.	Hose O.D.	Working Pressure (Lbs.)	Min. Burst Pressure (Lbs.)	Min. Bend Radius (In.)	Weight Per Hundred Feet	Reel Footage
1/4"	0.593	5,800	23,200	4	24 lbs.	500'
3/8"	0.750	4,800	19,200	5	34 lbs.	400'
1/2"	0.875	4,000	16,000	7	43 lbs.	300'
5/8"	1.010	3,625	14,500	8	51 lbs.	250'
3/4"	1.158	3,125	12,500	9.5	61 lbs.	250'
1"	1.500	2,400	9,600	12	88 lbs.	200'
1-1/4"	1.862	1,800	7,200	16.5	129 lbs.	Bulk
1-1/2"	2.115	1,300	5,200	20	161 lbs.	Bulk
2"	2.625	1,150	4,600	25	198 lbs.	Bulk

Bulk Hose

A Bulk Hose
B Vari-Crimp
C Grip Crimp
D Thermoplastic
E Refrigerant
F Reusables, Pushon, Aces.
G Adapters
H Fabrication Equipment
J Cross Reference
K Thread Identification



**IMPORT THIN COVER 2-WIRE
 EXTREME PRESSURE HYDRAULIC HOSE
 EXCEEDS 2SN/2SC Two Wire Braid No. 2SK**
 Applications: High Pressure Hydraulics, Industrial or Agricultural
 Cover: Flame Resistant Cover, MSHA approved
 Reinforcement: Two Wire Braids
 Temperature: -40F to +212F (-40C to +100C)
 Coupling Series: Grip-Crimp pg C1-C9

Hose I.D.	Hose O.D.	Working Pressure (Lbs.)	Min. Burst Pressure (Lbs.)	Min. Bend Radius (In.)	Weight Per Hundred Feet	Reel Footage
1/4"	0.520	6,530	26,120	2.0	24 lbs.	500'
3/8"	0.687	5,585	22,340	3.0	34 lbs.	400'
1/2"	0.810	5,000	20,000	3.6	43 lbs.	300'
5/8"	0.980	4,625	18,500	4.0	51 lbs.	250'
3/4"	1.155	4,350	17,400	5.0	61 lbs.	250'




**IMPORT TWO WIRE HI-PRESSURE
 EXTREMELY FLEXIBLE HYDRAULIC HOSE
 SAE 100R16 / DIN 2SC No. R16**
 Applications: High Pressure Hydraulics, Industrial or Agricultural
 Cover: Flame Resistant Cover, MSHA approved
 Reinforcement: Two Wire Braids
 Temperature: -40F to +212F (-40C to +100C)
 Coupling Series: Vari-Crimp pg B1-B9, Grip-Crimp pg C1-C9

****Crimps to 100R1AT One Wire Thin Cover Specifications - Tighter Bend Radius than R1 and R2****

Hose I.D.	Hose O.D.	Working Pressure (Lbs.)	Min. Burst Pressure (Lbs.)	Min. Bend Radius (In.)	Weight Per Hundred Feet	Reel Footage
1/4"	0.530	5,800	23,200	2	18 lbs.	500'
3/8"	0.687	5,000	20,000	2.5	27 lbs.	400'
1/2"	0.812	4,250	17,000	3.5	35 lbs.	300'
5/8"	0.937	3,625	14,500	4	40 lbs.	250'
3/4"	1.090	3,125	12,500	4.8	54 lbs.	250'
1"	1.405	2,500	10,000	6	74 lbs.	200'

Bulk Hose



IMPORT ULTRA TWO WIRE HI-PRESSURE HIGH/LOW TEMP HYDRAULIC HOSE

ULTRA 100R16 / DIN 2SC **No. ULTRA R16**

Applications: High Pressure Hydraulics, High/Low Temp Applications
Cover: Blue Flame Resistant Cover, MSHA approved


Reinforcement: Two Wire Braids

Temperature: -58F to +275F (-50C to +135C) (+302F/150C Discontinuous)

Coupling Series: Grip-Crimp pg C1-C9

****Crimps to 100R1AT One Wire Thin Cover Specs - Tighter Bend Radius than R1 and R2 - High/Low Temp****

Hose I.D.	Hose O.D.	Working Pressure (Lbs.)	Min. Burst Pressure (Lbs.)	Min. Bend Radius (In.)	Weight Per Hundred Feet	Reel Footage
1/4"	0.530	5,800	23,200	2	18 lbs.	500'
3/8"	0.687	5,000	20,000	2.5	27 lbs.	400'
1/2"	0.812	4,250	17,000	3.5	35 lbs.	300'
5/8"	0.937	3,625	14,500	4	40 lbs.	250'
3/4"	1.090	3,125	12,500	4.8	54 lbs.	250'
1"	1.405	2,500	10,000	6	74 lbs.	200'



IMPORT 3000 PSI ONE WIRE DIMENSION CONSTANT WORKING PRESSURE HYDRAULIC HOSE

SAE 100R17 **No. R17R**


Applications: High Pressure Hydraulics, Industrial or Agricultural
Cover: Flame Resistant Cover, MSHA approved

Reinforcement: One (1/4"-3/8") or Two (1/2") Wire Braids

Temperature: -40F to +212F (-40C to +100C)

Coupling Series: Vari-Crimp pg B1-B9, Grip-Crimp pg C1-C9

Hose I.D.	Hose O.D.	Working Pressure (Lbs.)	Min. Burst Pressure (Lbs.)	Min. Bend Radius (In.)	Weight Per Hundred Feet	Reel Footage
1/4"	0.530	3,000	12,000	2	16 lbs.	500'
3/8"	0.687	3,000	12,000	3	23 lbs.	500'
1/2"	0.812	3,000	12,000	3.5	31 lbs.	350'



IMPORT 3000 PSI REDUCED OD CONSTANT WORKING PRESSURE HYDRAULIC HOSE

SAE 100R17 **No. R17**

Applications: High Pressure Hydraulics, Industrial or Agricultural
Cover: Flame Resistant Cover, MSHA approved

Reinforcement: One (1/4"-1/2") or Two (5/8"-1") Wire Braids

Temperature: -40F to +212F (-40C to +100C)

Coupling Series: Vari-Crimp pg B1-B9, Grip-Crimp pg C1-C9

Hose I.D.	Hose O.D.	Working Pressure (Lbs.)	Min. Burst Pressure (Lbs.)	Min. Bend Radius (In.)	Weight Per Hundred Feet	Reel Footage
1/4"	0.492	3,000	12,000	2	13 lbs.	500'
3/8"	0.649	3,000	12,000	3	19 lbs.	500'
1/2"	0.776	3,000	12,000	4	31 lbs.	350'
5/8"	0.937	3,000	12,000	4	41 lbs.	250'
3/4"	1.090	3,000	12,000	5	53 lbs.	250'
1"	1.405	3,000	12,000	6	82 lbs.	200'

Bulk Hose

Bulk Hose

A

Vari-Crimp

B

Grip Crimp

C

Thermoplastic

D

Refrigerant

E

Reusable, Pushon, Access.

F

Adapters

G

Fabrication Equipment

H

Cross Reference

J

Thread Identification

K



HY-PLUS I ONE WIRE DIMENSION HI-PRESSURE HYDRAULIC HOSE - EXTREMELY FLEXIBLE DOMESTIC SAE 100R17 No. HPI

Applications: High Pressure Hydraulics, Industrial or Agricultural
 Cover: Flame Resistant Cover, MSHA Approved
 Reinforcement: One or Two Wire Braids
 Temperature: -40F to +212F (-40C to +100C)
 Coupling Series: Vari-Crimp pg B1-B9, Grip-Crimp pg C1-C9

3000 PSI working pressure can eliminate stocking two hoses. Higher Pressure and More Flexible than 100R1

Hose I.D.	Hose O.D.	Working Pressure (Lbs.)	Min. Burst Pressure (Lbs.)	Min. Bend Radius (In.)	Weight Per Hundred Feet	Reel Footage
1/4"	0.535	3,000	12,000	2	16 lbs.	250'
3/8"	0.690	3,000	12,000	2.5	23 lbs.	250'
1/2"	0.813	3,000	12,000	3.5	29 lbs.	250'
3/4"	1.100	3,000	12,000	5	55 lbs.	250'
1"	1.410	3,000	12,000	6	82 lbs.	250'



HY-PLUS III TWO WIRE DOMESTIC HI-PRESSURE HYDRAULIC HOSE EXTREMELY FLEXIBLE SAE 100R16 No. HPIII

Applications: High Pressure Hydraulics, Industrial or Agricultural
 Cover: Flame Resistant Cover, MSHA Approved
 Reinforcement: Two Wire Braids
 Temperature: -40F to +212F (-40C to +100C)
 Coupling Series: Vari-Crimp pg B1-B9, Grip-Crimp pg C1-C9

****Crimps to 100R1AT One Wire Thin Cover Specifications - Half of the Bend Radius of R1 and R2****

Hose I.D.	Hose O.D.	Working Pressure (Lbs.)	Min. Burst Pressure (Lbs.)	Min. Bend Radius (In.)	Weight Per Hundred Feet	Reel Footage
1/4"	0.541	5,000	20,000	2	18 lbs.	250'
3/8"	0.693	4,000	16,000	2.5	24 lbs.	250'
1/2"	0.823	3,500	14,000	3.5	31 lbs.	250'
5/8"	0.950	2,750	11,000	4	36 lbs.	250'
3/4"	1.103	2,250	9,000	4.8	49 lbs.	250'
1"	1.415	2,000	8,000	6	67 lbs.	250'

Bulk Hose



DURA-HYD ABRASION RESISTANT 100R17 HI-PRESSURE HYDRAULIC HOSE SAE 100R17 **No. DH17**

Applications: High Pressure Hydraulics, Industrial or Agricultural
Cover: Flame Resistant, **Abrasion Resistant**, Yellow layline, MSHA
Reinforcement: One or Two Wire Braids
Temperature: -40F to +212F (-40C to +100C)
Coupling Series: Grip-Crimp (1/4"-1") pg C1-C9,
Vari-Crimp (1/4" to 3/4") pgB1-B9, GW (1") pg B10-B14

Hose I.D.	Hose O.D.	Working Pressure (Lbs.)	Min. Burst Pressure (Lbs.)	Min. Bend Radius (In.)	Weight Per Hundred Feet	Reel Footage
1/4"	0.535	3,000	12,000	2	16 lbs.	250'
3/8"	0.690	3,000	12,000	2.5	23 lbs.	250'
1/2"	0.810	3,000	12,000	3.5	29 lbs.	250'
5/8"	0.950	3,000	12,000	5	38 lbs.	200'
3/4"	1.100	3,000	12,000	5	55 lbs.	250'
1"	1.410	3,000	12,000	6	82 lbs.	250'



DURA-HYD ABRASION RESISTANT 100R16/2SC EXTRA HI-PRESSURE HYDRAULIC HOSE SAE 100R16/2SC **No. DH16**

Applications: High Pressure Hydraulics, Industrial or Agricultural
Cover: Flame Resistant, **Abrasion Resistant**, MSHA approved.
Reinforcement: Two Wire Braids
Temperature: -40F to +212F (-40C to +100C)
Coupling Series: Grip-Crimp pg C1-C9, Vari-Crimp pg B1-B9

Hose I.D.	Hose O.D.	Working Pressure (Lbs.)	Min. Burst Pressure (Lbs.)	Min. Bend Radius (In.)	Weight Per Hundred Feet	Reel Footage
1/4"	0.530	5,800	23,200	2	18 lbs.	500'
3/8"	0.687	5,000	20,000	2.5	27 lbs.	400'
1/2"	0.812	4,250	17,000	3.5	35 lbs.	300'
5/8"	0.937	3,625	14,500	4	40 lbs.	250'
3/4"	1.090	3,125	12,500	4.8	54 lbs.	250'
1"	1.405	2,500	10,000	6	74 lbs.	200'



DURA-HYD EX SUPER ABRASION RESISTANT R16/2SC EXTRA HI-PRESSURE HYDRAULIC HOSE SAE 100R16/2SC **No. DHEX16**

Applications: High Pressure Hydraulics, Industrial or Agricultural
Cover: Flame Resistant Bi-Layer, **SUPER Abrasion Resistant**, MSHA
Reinforcement: Two Wire Braids
Temperature: -40F to +212F (-40C to +100C)
Coupling Series: Grip-Crimp pg C1-C9, Vari-Crimp pg B1-B9

Hose I.D.	Hose O.D.	Working Pressure (Lbs.)	Min. Burst Pressure (Lbs.)	Min. Bend Radius (In.)	Weight Per Hundred Feet	Reel Footage
1/4"	0.530	5,800	23,200	2	18 lbs.	500'
3/8"	0.687	5,000	20,000	2.5	27 lbs.	400'
1/2"	0.812	4,250	17,000	3.5	35 lbs.	300'
5/8"	0.937	3,625	14,500	4	40 lbs.	250'
3/4"	1.090	3,125	12,500	4.8	54 lbs.	250'
1"	1.405	2,500	10,000	6	74 lbs.	200'

Bulk Hose

A Bulk Hose
B Vari-Crimp
C Grip Crimp
D Thermoplastic
E Refrigerant
F Reusesles, Pushon, Aces.
G Adapters
H Fabrication Equipment
J Cross Reference
K Thread Identification



HYDRAULIC JACK HOSE 2-WIRE HYDRAULIC HOSE Two Wire Braid **No. JH2**

Applications: High Pressure Hydraulic Jacking Applications
 Cover: Flame Resistant Cover
 Reinforcement: Two Wire Braids - 2:1 Design Factor
 Temperature: -40F to +212F (-40C to +100C)
 Coupling Series: GC01 4x4, GC01 4x6, GC01 6x4,
 GC01 6x6 Only. Pg C1
 Spring Guards and Warning Labels pg F3

Hose I.D.	Hose O.D.	Working Pressure (Lbs.)	Min. Burst Pressure (Lbs.)	Min. Bend Radius (In.)	Weight Per Hundred Feet	Reel Footage
1/4"	0.582	10,000	20,000	3.2	24 lbs.	500'
3/8"	0.750	10,000	20,000	3.8	34 lbs.	400'



MEDIUM PRESSURE HYDRAULIC HOSE SAE 100R3 **No. 3319A**

Applications: Low Pressure Hydraulics, Industrial or Agricultural
 Cover: Flame Resistant Cover, MSHA Approved
 Reinforcement: Two Rayon Braids
 Temperature: -40F to +212F (-40C to +100C)
 Coupling Series: Vari-Crimp pg B1-B9, Grip Crimp pg C1-C9
 Cut lengths available

Hose I.D.	Hose O.D.	Working Pressure (Lbs.)	Min. Burst Pressure (Lbs.)	Min. Bend Radius (In.)	Weight Per Hundred Feet	Reel Footage
1/4"	0.560	1,250	5,000	3	12 lbs.	500'
3/8"	0.750	1,125	4,500	4	17 lbs.	500'
1/2"	0.940	1,000	4,000	5	25 lbs.	500'
3/4"	1.250	750	3,000	6	43 lbs.	500'
1"	1.500	565	2,260	8	51 lbs.	500'




HYDRAULIC SUCTION HOSE SAE 100R4 **No. 104MB**

Applications: Hydraulic Suction or Return, Industrial or Agricultural
 Cover: Flame Resistant Cover, MSHA approved
 Reinforcement: One Fiber Braid, one helical wire
 Temperature: -40F to +212F (-40C to +100C)
 Coupling Series: Vari-Crimp (3/4"-1-1/4") pg B1-B9, GW Series (1-1/2"-2")
 pg B10-B14, Grip-Crimp (3/4"-2") pg C1-C9,
 Crimp/Band pg F3

Hose I.D.	Hose O.D.	Working Pressure (Lbs.)	Min. Burst Pressure (Lbs.)	Min. Bend Radius (In.)	Vacuum Rating (Inches of Hg)	Weight Per Hundred Feet	Bale Footage
3/4"	1.160	300	1,200	5	25	49 lbs.	200'
1"	1.480	250	1,000	6	25	64 lbs.	200'
1-1/4"	1.770	200	800	8	25	86 lbs.	100'
1-1/2"	2.050	150	600	10	25	122 lbs.	100'
2"	2.500	100	400	12	25	139 lbs.	100'

Cut lengths available in multiples of 25'

Bulk Hose



TEXTILE COVERED HYDRAULIC HOSE

SAE 100R5 **No. 58MBA**

SAE J1402, DOT FMVSS 106 AII (3/16" thru 5/8")

Applications: Medium Pressure Applications Hydraulics, Air, Water.

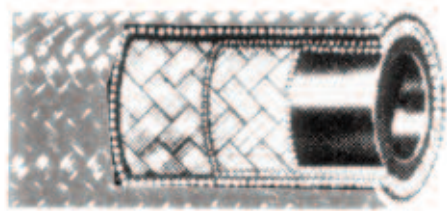
Cover: Black Textile Braid

Reinforcement: One Wire Braid

Temperature: -40F to +212F (-40C to +100C)

Coupling Series: R5 Series pg B19, Reusables pg F1

Hose I.D.	Hose O.D.	Working Pressure (Lbs.)	Min. Burst Pressure (Lbs.)	Min. Bend Radius (In.)	Weight Per Hundred Feet	Reel Footage
3/16"(-4)	0.520	3,000	12,000	3	15 lbs.	250'
1/4"(-5)	0.580	3,000	12,000	3.4	17 lbs.	250'
5/16"(-6)	0.680	2,250	9,000	4	22 lbs.	250'
13/32"(-8)	0.770	2,000	8,000	4.6	30 lbs.	250'
1/2"(-10)	0.921	1,750	7,000	5.5	37 lbs.	250'
5/8"(-12)	1.080	1,500	6,000	6.5	46 lbs.	250'
7/8"(-16)	1.240	800	3,200	7.4	48 lbs.	250'
1-1/8"(-20)	1.500	625	2,500	9	58 lbs.	100'
1-3/8"(-24)	1.750	500	2,000	10.5	62 lbs.	Bulk
1-13/16"(-32)	2.220	350	1,400	13.25	86 lbs.	Bulk



TEXTILE COVERED HIGH TEMPERATURE HYDRAULIC HOSE

SAE 100R5 **No. HTR5**

SAE J1402, DOT FMVSS 106 AII (3/16" thru 5/8")

Applications: Medium Pressure High Temp Hydraulics, Air, Water.

Cover: Blue Textile Braid, High Temperature

Reinforcement: One Wire Braid


Temperature: -40F to +300F (-40C to +150C)

Coupling Series: R5 Series pg B19, Reusables pg F1

Hose I.D.	Hose O.D.	Working Pressure (Lbs.)	Min. Burst Pressure (Lbs.)	Min. Bend Radius (In.)	Weight Per Hundred Feet	Reel Footage
3/16"(-4)	0.520	3,000	12,000	3	15 lbs.	250'
1/4"(-5)	0.580	3,000	12,000	3.4	17 lbs.	250'
5/16"(-6)	0.680	2,250	9,000	4	22 lbs.	250'
13/32"(-8)	0.770	2,000	8,000	4.6	30 lbs.	250'
1/2"(-10)	0.921	1,750	7,000	5.5	37 lbs.	250'
5/8"(-12)	1.080	1,500	6,000	6.5	46 lbs.	250'
7/8"(-16)	1.240	800	3,200	7.4	48 lbs.	250'
1-1/8"(-20)	1.500	625	2,500	9	52 lbs.	100'
1-3/8" (-24)	1.750	500	2,000	10.5	81 lbs.	Bulk
1-13/16" (-32)	2.220	350	1,400	13.2	99 lbs.	Bulk

Bulk Hose


A
 Bulk Hose
 B
 Vari-Crimp
 C
 Grip Crimp
 D
 Thermoplastic
 E
 Refrigerant
 F
 Reusables, Pushon, Acces.
 G
 Adapters
 H
 Fabrication Equipment
 J
 Cross Reference
 K
 Thread Identification



LOW PRESSURE HYDRAULIC HOSE SAE 100R6 No. H6H

Applications: Low Pressure Hydraulics, Industrial or Agricultural
 Cover: Neoprene
 Reinforcement: One Textile Braid
 Temperature: -40F to +212F (-40C to +100C)
 Cut lengths available


Hose I.D.	Hose O.D.	Working Pressure (Lbs.)	Min. Burst Pressure (Lbs.)	Min. Bend Radius (In.)	Weight Per Hundred Feet	Reel Footage
1/4"	0.500	400	1,600	2.5	8 lbs.	500'
3/8"	0.630	400	1,600	3	12 lbs.	500'
1/2"	0.780	400	1,600	4	17 lbs.	500'



THERMOPLASTIC HYDRAULIC HOSE SAE 100R7 (Reduced OD) No. RD7

Applications: Medium Pressure Hydraulics, Industrial or Agricultural
 Cover: Black Polyurethane, Perforated
 Tube: Polyester Elastomer
 Reinforcement: Polyester Braid
 Temperature: -40F to +212F (-40C to +100C)
 Coupling Series: T Series pg B20-B22

Hose I.D.	Hose O.D.	Working Pressure (Lbs.)	Min. Burst Pressure (Lbs.)	Min. Bend Radius (In.)	Weight Per Hundred Feet	Coil Footage
1/4"	0.455	2,750	11,000	1.5	5 lbs.	250'
5/16"	0.562	2,500	10,000	1.75	8 lbs.	250'
3/8"	0.618	2,250	9,000	2.0	10 lbs.	250'




NON-CONDUCTIVE THERMOPLASTIC HYDRAULIC HOSE SAE 100R7 (Reduced OD) No. RD7NC

Applications: Medium Pressure Hydraulics, Industrial or Agricultural
 Cover: Orange Non-Conductive Polyurethane, ANSI 92.2, Non-Perforated
 Tube: Polyester Elastomer
 Reinforcement: Polyester Braid
 Temperature: -40F to +212F (-40C to +100C)
 Coupling Series: T Series pg B20-B22

Hose I.D.	Hose O.D.	Working Pressure (Lbs.)	Min. Burst Pressure (Lbs.)	Min. Bend Radius (In.)	Weight Per Hundred Feet	Coil Footage
1/4"	0.455	2,750	11,000	1.5	5 lbs.	250'
5/16"	0.562	2,500	10,000	1.75	8 lbs.	250'
3/8"	0.618	2,250	9,000	2.0	10 lbs.	250'

RD7NC Meets ANSI spec 92.2.


Bulk Hose



TWIN LINE THERMOPLASTIC HYDRAULIC HOSE SAE 100R7 (Reduced OD) **No. RD7TL**

Applications: Medium Pressure Hydraulics, Industrial or Agricultural
 Cover: Black Polyurethane, Perforated
 Tube: Polyester Elastomer
 Reinforcement: Polyester Braid
 Temperature: -40F to +212F (-40C to +100C)
 Coupling Series: T Series pg B20-B22

Hose I.D.	Hose O.D.	Working Pressure (Lbs.)	Min. Burst Pressure (Lbs.)	Min. Bend Radius (In.)	Weight Per Hundred Feet	Coil Footage
1/4"	0.455	2,750	11,000	1.5	10 lbs.	250'
5/16"	0.562	2,500	10,000	1.75	16 lbs.	250'
3/8"	0.618	2,250	9,000	2	21 lbs.	250'




NON-CONDUCTIVE TWIN LINE THERMOPLASTIC HYDRAULIC HOSE SAE 100R7 (Reduced OD) **No. RD7TLNC**

Applications: Medium Pressure Hydraulics, Industrial or Agricultural
 Cover: Orange Non-Conductive Polyurethane, ANSI 92.2, Non-Perforated
 Tube: Polyester Elastomer
 Reinforcement: Polyester Braid
 Temperature: -40F to +212F (-40C to +100C)
 Coupling Series: T Series pg B20-B22

Hose I.D.	Hose O.D.	Working Pressure (Lbs.)	Min. Burst Pressure (Lbs.)	Min. Bend Radius (In.)	Weight Per Hundred Feet	Coil Footage
1/4"	0.455	2,750	11,000	1.5	10 lbs.	250'
5/16"	0.562	2,500	10,000	1.75	16 lbs.	250'
3/8"	0.618	2,250	9,000	2	21 lbs.	250'

RD7TLNC Meets ANSI spec 92.2.



THERMOPLASTIC HYDRAULIC HOSE 3000 PSI LOW TEMP SAE 100R18 **No. R18**

Applications: Medium Pressure Hydraulics, Industrial or Agricultural, Cold Storage and Refrigerated Areas
 Cover: Black Polyester Elastomer (Non-Stick), Perforated
 Tube: Polyester Elastomer
 Reinforcement: Polyester Braid
 Temperature: -70F to +212F (-57C to +100C)
 Coupling Series: 3 Series Thermoplastic pg D1-D2

Hose I.D.	Hose O.D.	Working Pressure (Lbs.)	Min. Burst Pressure (Lbs.)	Min. Bend Radius (In.)	Weight Per Hundred Feet	Coil Footage
1/4"	0.470	3,000	12,000	1.25	6 lbs.	250'
3/8"	0.650	3,000	12,000	2.00	10 lbs.	250'


Bulk Hose



TWIN LINE THERMOPLASTIC HYDRAULIC HOSE SAE 100R7 No. H7TL

Applications: Medium Pressure Hydraulics, Industrial or Agricultural
 Cover: Black Polyurethane, Perforated
 Tube: Polyester Elastomer
 Reinforcement: Polyester Braid
 Temperature: -40F to +212F (-40C to +100C)
 Coupling Series: 3 Series Thermoplastic (1/4"-1/2") pg D1-D2
 T Series (1/2") pg B20-B22


Hose I.D.	Hose O.D.	Working Pressure (Lbs.)	Min. Burst Pressure (Lbs.)	Min. Bend Radius (In.)	Weight Per Hundred Feet	Coil Footage
1/4"	0.508	2,750	11,000	1.5	12 lbs.	250'
5/16"	0.585	2,500	10,000	1.75	16.6 lbs.	250'
3/8"	0.650	2,250	9,000	2	21 Lbs.	250'
1/2"	0.815	2,000	8,000	3	34 lbs.	250'



NON-CONDUCTIVE TWIN LINE THERMOPLASTIC HYDRAULIC HOSE SAE 100R7 No. H7TLNC

Applications: Medium Pressure Hydraulics, Industrial or Agricultural
 Cover: Orange Non-Conductive Polyurethane, Non-Perforated
 Tube: Polyester Elastomer
 Reinforcement: Polyester Braid
 Temperature: -40F to +212F (-40C to +100C)
 Coupling Series: 3 Series Thermoplastic (1/4"-1/2") pg D1-D2
 T Series (1/2") pg B20-B22

Hose I.D.	Hose O.D.	Working Pressure (Lbs.)	Min. Burst Pressure (Lbs.)	Min. Bend Radius (In.)	Weight Per Hundred Feet	Coil Footage
1/4"	0.508	2,750	11,000	1.5	12 lbs.	250'
5/16"	0.585	2,500	10,000	1.75	16.6 lbs.	250'
3/8"	0.650	2,250	9,000	2	21 Lbs.	250'
1/2"	0.815	2,000	8,000	3	34 lbs.	250'




THERMOPLASTIC HYDRAULIC HOSE SAE 100R8 No. HS8

Applications: High Pressure Hydraulics, Industrial or Agricultural
 Cover: Black Polyurethane, Perforated
 Tube: Nylon
 Reinforcement: Aramid Braid
 Temperature: -40F to +212F (-40C to +100C)
 Coupling Series: 3 Series Thermoplastic pg D1-D2

Hose I.D.	Hose O.D.	Working Pressure (Lbs.)	Min. Burst Pressure (Lbs.)	Min. Bend Radius (In.)	Weight Per Hundred Feet	Coil Footage
3/16"	0.433	5,000	20,000	1.5	5 lbs.	250'
1/4"	0.508	5,000	20,000	2	6 lbs.	250'
3/8"	0.650	4,000	16,000	2.5	8 lbs.	250'
1/2"	0.815	3,500	14,000	4	13 lbs.	250'

Bulk Hose


A
 Bulk Hose
 B
 Vari-Crimp
 C
 Grip Crimp
 D
 Thermoplastic
 E
 Refrigerant
 F
 Reusesles, Pushon, Aces.
 G
 Adapters
 H
 Fabrication Equipment
 J
 Cross Reference
 K
 Thread Identification



NON-CONDUCTIVE THERMOPLASTIC HYDRAULIC HOSE SAE 100R8 **No. HS8NC**

Applications: High Pressure Hydraulics, Industrial or Agricultural
 Cover: Orange Non-Conductive Polyurethane, Non-Perforated
 Tube: Nylon
 Reinforcement: Aramid Braid
 Temperature: -40F to +212F (-40C to +100C)
 Coupling Series: 3 Series Thermoplastic pg D1-D2


Hose I.D.	Hose O.D.	Working Pressure (Lbs.)	Min. Burst Pressure (Lbs.)	Min. Bend Radius (In.)	Weight Per Hundred Feet	Coil Footage
1/4"	0.508	5,000	20,000	2	6 lbs.	250'
3/8"	0.650	4,000	16,000	2.5	8 lbs.	250'
1/2"	0.815	3,500	14,000	4	13 lbs.	250'



FOUR SPIRAL HIGH PRESSURE HYDRAULIC HOSE SAE 100R12 (Caterpillar) **No. SP580**

Applications: High Pressure Hydraulics, Industrial or Agricultural
 Cover: Black Cover, MSHA approved
 Reinforcement: 4 Spirals
 Temperature: -40F to +250F (-40C to +121C)
 Coupling Series: **Skive:** Vari-Crimp R12 Skive pg B15 ,
No Skive: GW Series pg B10-B14 , 4GC Series pg C11-C15

Hose I.D.	Hose O.D.	Working Pressure (Lbs.)	Min. Burst Pressure (Lbs.)	Min. Bend Radius (In.)	Weight Per Hundred Feet	Coil Footage
1/2"	0.935	4,000	16,000	3.5	50 lbs.	50' Lengths
3/4"	1.210	4,000	16,000	4.75	81 lbs.	50' Lengths
1"	1.495	4,000	16,000	6	119 lbs.	50' Lengths
1-1/4"	1.850	3,000	12,000	8.25	155 lbs.	50' Lengths
1-1/2"	2.105	2,500	10,000	10	181 lbs.	50' Lengths
2"	2.626	2,500	10,000	12.5	256 lbs.	50' Lengths



FOUR SPIRAL HIGH PRESSURE IMPORT HYDRAULIC HOSE SAE 100R12 **No. RC12B**

Applications: High Pressure Hydraulics, Industrial or Agricultural
 Cover: Black Cover, MSHA Approved, Grey Layline
 Reinforcement: 4 High Tensile Steel Spirals
 Temperature: -40F to +250F (-40 to +121C)
 Coupling Series: **Skive:** Vari-Crimp R12 Skive pg B15,
No Skive: GW Series pg B10-B14 , 4GC Series pg C11-C15


Hose I.D.	Hose O.D.	Working Pressure (Lbs.)	Min. Burst Pressure (Lbs.)	Min. Bend Radius (In.)	Weight Per Hundred Feet	Available Footage
1/2"	0.937	4,000	16,000	7	56 lbs.	Bulk
3/4"	1.208	4,000	16,000	9.5	95 lbs.	Bulk
1"	1.496	4,000	16,000	12	131 lbs.	Bulk
1-1/4"	1.850	3,000	12,000	16.5	194 lbs.	Bulk
1-1/2"	2.106	2,500	10,000	20	229 lbs.	Bulk
2"	2.626	2,500	10,000	25	317 lbs.	Bulk

Bulk Hose



**DURA-HYD EX SUPER ABRASION RESISTANT
FOUR SPIRAL HIGH PRESSURE IMPORT
HYDRAULIC HOSE SAE 100R12 No. DHEXR12**
Applications: High Pressure Hydraulics, Industrial or Agricultural
Cover: Flame Resistant Bi-Layer, **SUPER Abrasion Resistant**, MSHA
Reinforcement: 4 High Tensile Steel Spirals
Temperature: -40F to +250F (-40 to +121C)
Coupling Series: **Skive:** Vari-Crimp R12 Skive pg B15,
No Skive: GW Series pg B10-B14 , 4GC Series pg C11-C15

Hose I.D.	Hose O.D.	Working Pressure (Lbs.)	Min. Burst Pressure (Lbs.)	Min. Bend Radius (In.)	Weight Per Hundred Feet	Available Footage
1/2"	0.937	4,000	16,000	7	56 lbs.	Bulk
3/4"	1.208	4,000	16,000	9.5	95 lbs.	Bulk
1"	1.496	4,000	16,000	12	131 lbs.	Bulk
1-1/4"	1.850	3,000	12,000	16.5	194 lbs.	Bulk
1-1/2"	2.106	2,500	10,000	20	229 lbs.	Bulk
2"	2.626	2,500	10,000	25	317 lbs.	Bulk



**MULTISPIRAL EXTRA HIGH PRESSURE
IMPORT HYDRAULIC HOSE
SAE 100R13 No. RC13**

Applications: Very High Pressure Hydraulics, Industrial or Agricultural
Cover: Black Cover, MSHA Approved, Red Layline
Reinforcement: 4 or 6 High Tensile Steel Spirals
Temperature: -40F to +250F (-40C to +121C)
Couplings: SX Series Skive pg B16-B18, 6GC Series **No Skive** C16-C18

Hose I.D.	Hose O.D.	Working Pressure (Lbs.)	Min. Burst Pressure (Lbs.)	Min. Bend Radius (In.)	Weight Per Hundred Feet	Available Footage
3/4"	1.260	5,000	20,000	9.5	121 lbs.	Bulk
1"	1.515	5,000	20,000	12	153 lbs.	Bulk
1-1/4"	1.940	5,000	20,000	16.5	288 lbs.	Bulk
1-1/2"	2.255	5,000	20,000	20	361 lbs.	Bulk
2"	2.820	5,000	20,000	25	471 lbs.	Bulk




**DURA-HYD EX SUPER ABRASION RESISTANT
MULTISPIRAL EXTRA HIGH PRESSURE IMPORT
HYDRAULIC HOSE SAE 100R13 No. DHEXR13**
Applications: Very High Pressure Hydraulics, Industrial or Agricultural
Cover: Flame Resistant Bi-Layer, **SUPER Abrasion Resistant**, MSHA
Reinforcement: 4 or 6 High Tensile Steel Spirals
Temperature: -40F to +250F (-40C to +121C)
Couplings: SX Series Skive pg B16-B18, 6GC Series **No Skive** C16-C18

Hose I.D.	Hose O.D.	Working Pressure (Lbs.)	Min. Burst Pressure (Lbs.)	Min. Bend Radius (In.)	Weight Per Hundred Feet	Available Footage
3/4"	1.260	5,000	20,000	9.5	121 lbs.	Bulk
1"	1.515	5,000	20,000	12	153 lbs.	Bulk
1-1/4"	1.940	5,000	20,000	16.5	288 lbs.	Bulk
1-1/2"	2.255	5,000	20,000	20	361 lbs.	Bulk
2"	2.820	5,000	20,000	25	471 lbs.	Bulk

Bulk Hose


A Bulk Hose
B Vari-Crimp
C Grip Crimp
D Thermoplastic
E Refrigerant
F Reusables, Pushion, Aces.
G Adapters
H Fabrication Equipment
J Cross Reference
K Thread Identification



MULTISPIRAL EXTREME PRESSURE IMPORT HYDRAULIC HOSE SAE 100R15 **No. RC15**

Applications: Very High Pressure Hydraulics, Industrial or Agricultural
 Cover: Black Cover, MSHA Approved, Yellow Layline
 Reinforcement: 4 or 6 High Tensile Steel Spirals
 Temperature: -40F to +250F (-40C to +121C)
 Coupling Series: **No Skive** 6GC Series pg C16-C18

Hose I.D.	Hose O.D.	Working Pressure (Lbs.)	Min. Burst Pressure (Lbs.)	Min. Bend Radius (In.)	Weight Per Hundred Feet	Available Footage
3/4"	1.260	6,090	24,360	10.5	114 lbs.	Bulk
1"	1.515	6,090	24,360	13	153 lbs.	Bulk
1-1/4"	1.940	6,090	24,360	17.5	288 lbs.	Bulk
1-1/2"	2.255	6,090	24,360	21	360 lbs.	Bulk



FOUR SPIRAL EXTRA HIGH PRESSURE IMPORT HYDRAULIC HOSE 4SH (EN856) **No. 4SH**

Applications: Very High Pressure Hydraulics, Industrial or Agricultural
 Cover: Black Cover, MSHA Approved, White Layline
 Reinforcement: 4 High Tensile Steel Spirals
 Temperature: -40F to +212F (-40C to +100C)
 Coupling Series: **No Skive** 6GC Series (5/8", 3/4", & 1") pg C16-C18
No Skive XP Series (1-1/4", 1-1/2", & 2") pg C19-C21

Hose I.D.	Hose O.D.	Working Pressure (Lbs.)	Min. Burst Pressure (Lbs.)	Min. Bend Radius (In.)	Weight Per Hundred Feet	Available Footage
5/8"	1.130	6,090	24,360	9.5	97 lbs.	Bulk
3/4"	1.268	6,090	24,360	11	112 lbs.	Bulk
1"	1.523	5,510	22,040	13.5	155 lbs.	Bulk
1-1/4"	1.791	5,075	20,300	18	181 lbs.	Bulk
1-1/2"	2.085	4,205	16,820	22	241 lbs.	Bulk
2"	2.660	3,625	14,500	27.5	333 lbs.	Bulk

Bulk Hose

PTFE HYDRAULIC HOSE

SAE 100R14 **No. TR14**



Applications: Fuel, Lubricant, Steam, Hydraulic, & Compressed Gas
 Cover: 304 Stainless Braid
 Reinforcement: One (3/16" - 3/4") or Two (1") Stainless Braids
 Temperature: -65F to +400F (-54C to +204C), -100F to +500F (-73C to +260 C) Intermittent
 Coupling Series: T Series pg B20-B22

Hose I.D.	Hose O.D.	Working Pressure (Lbs.)	Min. Burst Pressure (Lbs.)	Min. Bend Radius (In.)	Weight Per Hundred Feet	Reel Footage
3/16"	.312	3000	12000	2.0	5 lbs	Bulk
1/4"	.375	3000	12000	3.0	7 lbs	Bulk
5/16"	.445	2500	10000	4.0	11 lbs	Bulk
3/8"	.503	2250	9000	4.5	12 lbs	Bulk
1/2"	.648	1500	6000	6.5	15 lbs	Bulk
3/4"	.886	1100	4400	8.2	20 lbs	Bulk
1"	1.135	900	3600	10.0	30 lbs	Bulk

Working pressure and Burst Pressure rated at room temperature.

HYDRAULIC RETURN LINE HOSE

No. 3284H



Applications: Hydraulic Return Line
 Cover: Rubber (Red)
 Reinforcement: Two Fiber Braid
 Temperature: -40F to +200F (-40 to +96C)
 Coupling Series: Band Stems pg F3

Hose I.D.	Hose O.D.	Working Pressure (Lbs.)	Min. Burst Pressure (Lbs.)	Min. Bend Radius (In.)	Weight Per Hundred Feet	Reel Footage
1/2"	0.875	300	---	7.5	24 lbs.	500'
3/4"	1.156	300	---	11.5	41 lbs.	500'
1"	1.437	300	---	14	62 lbs.	450'
1-1/4"	1.781	250	---	18.5	84 lbs.	400'
1-1/2"	2.031	250	---	22	104 lbs.	300'

Cut lengths available in multiples of 25'.

REFRIGERANT HOSE

R12 & R134A COMPATIBLE **No. F204**




Applications: Air Conditioning, Refrigerant
 Cover: Rubber
 Reinforcement: Two Fiber Braid, Internal Nylon Barrier
 Temperature: -22F to +257F (-30C to +125C)
 Coupling Series: Refrigerant Couplings pg E1-E2

Hose I.D.	Hose O.D.	Working Pressure (Lbs.)	Min. Burst Pressure (Lbs.)	Min. Bend Radius (In.)	Weight Per Hundred Feet	Reel Footage
5/16" (#6)	0.750	500	2,000	4	20 lbs.	825'
13/32" (#8)	0.910	500	2,000	5	28 lbs.	725'
1/2" (#10)	1.000	500	2,000	5	33 lbs.	700'
5/8" (#12)	1.130	350	1,750	6	38 lbs.	525'

Bulk Hose


A
 Bulk Hose
 B
 Vari-Crimp
 C
 Grip Crimp
 D
 Thermoplastic
 E
 Refrigerant
 F
 Reusable, Push-On, Acces.
 G
 Adapters
 H
 Fabrication Equipment
 J
 Cross Reference
 K
 Thread Identification



RUBBER COVERED PUSH-ON HOSE No. 025H

Applications: Low Pressure
 Cover: Black Oil Resistant Rubber
 Reinforcement: One Fiber Braid
 Temperature: -40 to +190F (-40 to +88C)
 Coupling Series: Brass Push-On Couplings pg F2


Hose I.D.	Hose O.D.	Working Pressure (Lbs.)	Min. Burst Pressure (Lbs.)	Min. Bend Radius (In.)	Weight Per Hundred Feet	Reel Footage
1/4"	0.500	300	1,200	2.5	9 lbs.	500'
3/8"	0.640	300	1,200	3	11 lbs.	500'
1/2"	0.750	300	1,200	5	13 lbs.	500'
5/8"	0.910	300	1,200	6	19 lbs.	500'
3/4"	1.031	300	1,200	7	21 lbs.	500'



BLUE RUBBER COVERED PUSH-ON HOSE No. 024H

Applications: Low Pressure
 Cover: Blue Oil Resistant Rubber
 Reinforcement: One Fiber Braid
 Temperature: -40 to +190F (-40 to +88C)
 Coupling Series: Brass Push-On Couplings pg F2

Hose I.D.	Hose O.D.	Working Pressure (Lbs.)	Min. Burst Pressure (Lbs.)	Min. Bend Radius (In.)	Weight Per Hundred Feet	Reel Footage
1/4"	0.500	300	1200	2.5	9 lbs.	500'
3/8"	0.640	300	1,200	3	11 lbs.	500'
1/2"	0.750	300	1,200	5	13 lbs.	500'
5/8"	0.910	300	1,200	6	19 lbs.	500'
3/4"	1.031	300	1,200	7	21 lbs.	500'



TEXTILE COVERED PUSH-ON HOSE No. 026H

Applications: Low Pressure
 Cover: Oil and Mildew Resistant Textile
 Reinforcement: One Fiber Braid
 Temperature: -40 to +200F (-40 to +96C)
 Coupling Series: Brass Push-On Couplings pg F2

Hose I.D.	Hose O.D.	Working Pressure (Lbs.)	Min. Burst Pressure (Lbs.)	Min. Bend Radius (In.)	Weight Per Hundred Feet	Reel Footage
1/4"	0.500	300	1,200	2.5	7 lbs.	500'
3/8"	0.640	300	1,200	3	10 lbs.	500'
1/2"	0.750	300	1,200	5	12 lbs.	500'
5/8"	0.910	300	1,200	6	19 lbs.	500'
3/4"	1.031	300	1,200	7	21 lbs.	500'




AIR BRAKE HOSE SAE J1402 TABLE A DOT FMVSS 106 No. J1402A

Applications: Air Brake
 Cover: Rubber
 Reinforcement: 4 Spiral Polyester
 Temperature: -40 to +200F (-40 to +96C)

Hose I.D.	Hose O.D.	Working Pressure (Lbs.)	Min. Burst Pressure (Lbs.)	Min. Bend Radius (In.)	Weight Per Hundred Feet	Reel Footage
3/8"	0.750	225	900	3.5	20 lbs.	500'


Bulk Hose



IMPORT THIN COVER 1-WIRE PRESSURE WASH HOSE One Wire Braid

Applications: Medium Pressure, Pressure Wash
 Cover: Blue Smooth, Non-Marking, Weather Resistant (PW4000BLU)
 Grey Smooth, Non-Marking, Weather Resistant (PW4000GRY)
 Black Smooth, Weather Resistant (PW4000)
 Reinforcement: One Wire Braid
 Temperature: -40F to +300F (-40C to +150C)
 Coupling Series: Grip Crimp Pressure Wash Bite to the Wire pg C10

Hose I.D.	Hose O.D.	Working Pressure (Lbs.)	Min. Burst Pressure (Lbs.)	Min. Bend Radius (In.)	Weight Per Hundred Feet	Reel Footage
1/4"	0.480	4,000	14,500	3	12 lbs.	600'
3/8"	0.610	4,000	14,500	4	18 lbs.	600'



IMPORT THIN COVER 2-WIRE PRESSURE WASH HOSE Two Wire Braid

Applications: High Pressure, Pressure Wash Hose
 Cover: Blue Smooth, Non-Marking, Weather Resistant (PW6000BLU)
 Black Smooth, Weather Resistant (PW6000)
 Reinforcement: Two Wire Braids
 Temperature: -40F to +300F (-40C to +150C)
 Coupling Series: Grip Crimp Pressure Wash Bite to the Wire pg C10

Hose I.D.	Hose O.D.	Working Pressure (Lbs.)	Min. Burst Pressure (Lbs.)	Min. Bend Radius (In.)	Weight Per Hundred Feet	Reel Footage
3/8"	0.675	6,000	23,200	4	29 lbs.	600'



IMPORT THIN COVER PRESSURE WASH HOSE ASSEMBLIES

Applications: Medium or High Pressure, Pressure Wash Hose
 Cover: Blue Smooth, Non-Marking, Weather Resistant or
 Black Smooth, Weather Resistant
 Reinforcement: One or Two Wire Braids
 Temperature: -40F to +300F (-40C to +150C)
 Coupling Series: Grip Crimp Pressure Wash Bite to the Wire pg C10

Hose I.D.	Working Pressure	Assembly Length	Coupling # 1	Coupling # 2	Blue Part #	Black Part#
1/4"	4000 psi	50'	1/4" NPTF	1/4" NPTF Swivel	PW4450BLU	PW4450
1/4"	4000 psi	100'	1/4" NPTF	1/4" NPTF Swivel	PW44100BLU	PW44100
3/8"	4000 psi	50'	3/8" NPTF	3/8" NPTF Swivel	PW6450BLU	PW6450
3/8"	4000 psi	100'	3/8" NPTF	3/8" NPTF Swivel	PW64100BLU	PW64100
3/8"	6000 psi	50'	3/8" NPTF	3/8" NPTF Swivel	PW6650BLU	PW6650
3/8"	6000 psi	100'	3/8" NPTF	3/8" NPTF Swivel	PW66100BLU	PW66100

Custom assemblies available at quantity pricing.
 Pressure wash grips on page F-3.

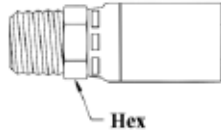
Vari-Crimp® Couplings



Hydraulic Hose ends for 100R1 thin cover (57 MB-1, 56MB-1), 100R2 thin cover (57 MB-2, 56MB-2), 2SN (1/4"-5/8"), HY-PLUS I (HPI), & III (HPIII), 100R16/2SC (R16), 100R17 (R17), Dura-Hyd R16, R17, & EX (DH16, DH17, DHEX16), 100R3 (3319A), and 100R4 (104MB) hose. For 1-1/2" and 2" 100R2 Thin Cover (56MB-2) see Bite to Wire GW Spiral Hose Couplings on pages B10-B14. The Vari-Crimp coupling is compatible with virtually all Crimp Machines. Cross reference pages J5-J7.

Trivalent Zinc Plating

NPTF Male Solid



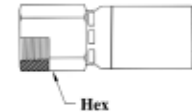
Hose I.D.	Pipe Size	Thread Size	Hex Size	Part No.
1/4"	1/8"	1/8-27	9/16"	400V
1/4"	1/4"	1/4-18	9/16"	403V
1/4"	3/8"	3/8-18	11/16"	415V
1/4"	1/2"	1/2-14	7/8"	439V
3/8"	1/4"	1/4-18	3/4"	600V
3/8"	3/8"	3/8-18	3/4"	603V
3/8"	3/8"	3/8-18 LN	3/4"	603VLN
3/8"	1/2"	1/2-14	7/8"	615V
1/2"	1/4"	1/4-18	7/8"	866V
1/2"	3/8"	3/8-18	7/8"	800V
1/2"	1/2"	1/2-14	7/8"	803V
1/2"	3/4"	3/4-14	1-1/8"	854V
5/8"	1/2"	1/2-14	15/16"	1000V
5/8"	3/4"	3/4-14	1-1/8"	1003V
3/4"	1/2"	1/2-14	1-1/8"	1200V
3/4"	3/4"	3/4-14	1-1/8"	1203V
3/4"	1"	1-11 1/2	1-3/8"	1254V
1"	3/4"	3/4-14	1-3/8"	1603V
1"	1"	1-11 1/2	1-3/8"	1600V
1-1/4"	1-1/4"	1 1/4-11 1/2	1-11/16"	2000V

90° NPTF Male Swivel*



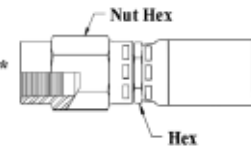
Hose I.D.	Pipe Size	Thread Size	Nut Hex	Part No.
1/4"	1/4"	1/4-18	5/8"	4206V
3/8"	3/8"	3/8-18	3/4"	6209V
3/8"	1/2"	1/2-14	7/8"	6251V
1/2"	1/2"	1/2-14	7/8"	8209V
3/4"	3/4"	3/4-14	1-1/4"	12209V
1"	1"	1-11 1/2	1-3/8"	16209V

NPTF Solid Female



Hose I.D.	Pipe Size	Thread Size	Hex Size	Part No.
1/4"	1/8"	1/8-27	5/8"	436V
1/4"	1/4"	1/4-18	3/4"	412V
3/8"	1/4"	1/4-18	3/4"	663V
3/8"	3/8"	3/8-18	7/8"	612V
3/8"	1/2"	1/2-14	1"	688V
1/2"	1/2"	1/2-14	1"	812V
3/4"	3/4"	3/4-14	1-1/4"	1212V

NPTF Female Swivel*



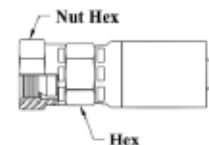
Hose I.D.	Pipe Size	Thread Size	Hex Size	Nut Hex	Part No.
1/4"	1/4"	1/4-18	5/8"	3/4"	484V
3/8"	3/8"	3/8-18	11/16"	7/8"	684V
1/2"	1/2"	1/2-14	7/8"	1"	884V
3/4"	3/4"	3/4-14	1-1/8"	1-1/4"	1284V

NPTF Swivel Male*



Hose I.D.	Pipe Size	Thread Size	Hex Size	Nut Hex	Part No.
1/4"	1/8"	1/8-27	9/16"	5/8"	462V
1/4"	1/4"	1/4-18	9/16"	5/8"	406V
1/4"	3/8"	3/8-18	11/16"	3/4"	466V
3/8"	1/4"	1/4-18	11/16"	3/4"	666V
3/8"	3/8"	3/8-18	11/16"	3/4"	609V
3/8"	1/2"	1/2-14	3/4"	7/8"	651V
1/2"	3/8"	3/8-18	13/16"	3/4"	857V
1/2"	1/2"	1/2-14	13/16"	7/8"	809V
3/4"	3/4"	3/4-14	1-1/8"	1-1/4"	1209V
1"	1"	1-11 1/2	1-3/8"	1-3/8"	1609V

NPSM Swivel Female



Hose I.D.	Pipe Size	Thread Size	Hex Size	Nut Hex	Part No.
1/4"	1/4"	1/4-18	9/16"	11/16"	409V
3/8"	3/8"	3/8-18	11/16"	7/8"	606V
3/8"	1/2"	1/2-14	3/4"	1"	648V
1/2"	1/2"	1/2-14	7/8"	1"	806V
3/4"	3/4"	3/4-14	1-1/8"	1-1/4"	1206V
1"	1"	1-11 1/2	1-3/8"	1-1/2"	1606V
1-1/4"	1-1/4"	1 1/4-11 1/2	1-11/16"	1-7/8"	2008V

* Note: Swivel for installation purposes only. Leakage may occur at low pressure.

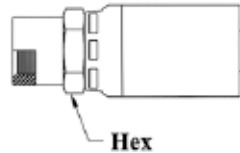
Vari-Crimp® Couplings



Hydraulic Hose ends for 100R1 thin cover (57 MB-1,56MB-1), 100R2 thin cover (57 MB-2, 56MB-2), 2SN (1/4"-5/8"), HY-PLUS I (HPI), & III (HPIII), 100R16/2SC (R16), 100R17 (R17), Dura-Hyd R16, R17, & EX (DH16, DH17, DHEX16), 100R3 (3319A), and 100R4 (104MB) hose. For 1-1/2" and 2" 100R2 Thin Cover (56MB-2) see Bite to Wire GW Spiral Hose Couplings on pages B10-B14. The Vari-Crimp coupling is compatible with virtually all Crimp Machines. Cross reference pages J5-J7.

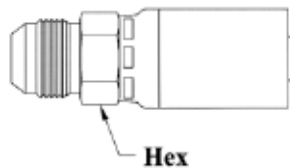
Trivalent Zinc Plating

1/2-27 Female Grease Tap



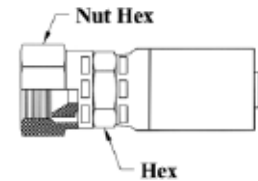
Hose I.D.	Thread Size	Hex Size	Part No.
1/4"	1/2-27	3/4"	445V
3/8"	1/2-27	3/4"	660V

Male JIC 37° Solid



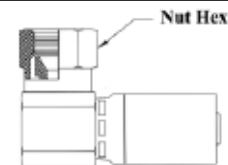
Hose I.D.	Thread Size	Tube O.D.	Hex Size	Part No.
1/4"	7/16x20	1/4"	9/16"	418V
1/4"	1/2x20	5/16"	9/16"	421V
1/4"	9/16x18	3/8"	5/8"	430V
3/8"	9/16x18	3/8"	11/16"	618V
3/8"	3/4x16	1/2"	3/4"	621V
3/8"	7/8x14	5/8"	7/8"	669V
1/2"	3/4x16	1/2"	7/8"	815V
1/2"	7/8x14	5/8"	7/8"	818V
1/2"	1-1/16x12	3/4"	1-1/8"	848V
5/8"	3/4x16	1/2"	15/16"	1012V
5/8"	7/8x14	5/8"	15/16"	1018V
5/8"	1-1/16x12	3/4"	1-1/8"	1015V
3/4"	7/8x14	5/8"	1-1/8"	1218V
3/4"	1-1/16x12	3/4"	1-1/8"	1215V
3/4"	1-3/16x12	7/8"	1-3/8"	1260V
3/4"	1-5/16x12	1"	1-3/8"	1233V
1"	1-3/16x12	7/8"	1-3/8"	1615V
1"	1-5/16x12	1"	1-3/8"	1612V
1-1/4"	1-5/8x12	1-1/4"	1-11/16"	2015V

Female JIC 37° Swivel



Hose I.D.	Thread Size	Tube O.D.	Hex Size	Nut Hex	Part No.
3/16"	7/16x20	1/4"	5/8"	9/16"	324V
1/4"	7/16x20	1/4"	9/16"	9/16"	424V
1/4"	1/2x20	5/16"	9/16"	5/8"	427V
1/4"	9/16x18	3/8"	9/16"	11/16"	433V
3/8"	7/16x20	1/4"	11/16"	9/16"	675V
3/8"	9/16x18	3/8"	11/16"	11/16"	627V
3/8"	3/4x16	1/2"	11/16"	7/8"	630V
3/8"	7/8x14	5/8"	7/8"	1"	657V
3/8"	1-1/16x12	3/4"	1"	1-1/4"	691V
1/2"	9/16x18	3/8"	13/16"	11/16"	842V
1/2"	3/4x16	1/2"	13/16"	7/8"	824V
1/2"	7/8x14	5/8"	7/8"	1"	827V
1/2"	1-1/16x12	3/4"	1-1/8"	1-1/4"	845V
1/2"	1-5/16x12	1"	1-1/4"	1-1/2"	863V
5/8"	3/4x16	1/2"	15/16"	7/8"	1024V
5/8"	7/8x14	5/8"	15/16"	1"	1027V
5/8"	1-1/16x12	3/4"	1-1/8"	1-1/4"	1021V
3/4"	7/8x14	5/8"	1-1/8"	1"	1230V
3/4"	1-1/16x12	3/4"	1-1/8"	1-1/4"	1221V
3/4"	1-3/16x12	7/8"	1-1/4"	1-1/2"	1245V
3/4"	1-5/16x12	1"	1-3/8"	1-1/2"	1236V
1"	1-1/16x12	3/4"	1-3/8"	1-1/4"	1621V
1"	1-5/16x12	1"	1-3/8"	1-1/2"	1618V
1"	1-5/8x12	1-1/4"	1-11/16"	2"	1624V
1-1/4"	1-5/8x12	1-1/4"	1-11/16"	2"	2005V

90° Female JIC 37° Swivel



Hose I.D.	Thread Size	Tube O.D.	Nut Hex	Part No.
1/4"	7/16x20	1/4"	5/8"	4224V
3/8"	9/16x18	3/8"	11/16"	6227V
3/8"	3/4x16	1/2"	7/8"	6230V
1/2"	3/4x16	1/2"	7/8"	8224V
1/2"	7/8x14	5/8"	1"	8227V

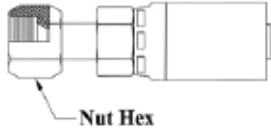
Vari-Crimp® Couplings



Hydraulic Hose ends for 100R1 thin cover (57 MB-1, 56MB-1), 100R2 thin cover (57 MB-2, 56MB-2), 2SN (1/4"-5/8"), HY-PLUS I (HPI), & III (HPIII), 100R16/2SC (R16), 100R17 (R17), Dura-Hyd R16, R17, & EX (DH16, DH17, DHEX16), 100R3 (3319A), and 100R4 (104MB) hose. For 1-1/2" and 2" 100R2 Thin Cover (56MB-2) see Bite to Wire GW Spiral Hose Couplings on pages B10-B14. The Vari-Crimp coupling is compatible with virtually all Crimp Machines. Cross reference pages J5-J7.

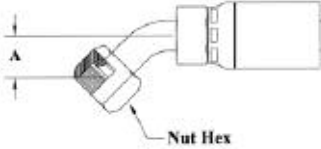
Trivalent Zinc Plating

**Straight JIC/SAE
Dual Seat Swivel Female**



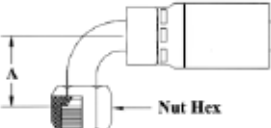
Hose I.D.	Thread Size	Tube O.D.	Nut Hex	Part No.
1/4"	1/2x20	5/16"	5/8"	4151V
3/8"	1/2x20	5/16"	5/8"	6127V
1/2"	3/4x16	1/2"	7/8"	8127V
1/2"	7/8x14	5/8"	1"	8154V

**45° Bend JIC/SAE
Dual Seat Swivel Female**



Hose I.D.	Thread Size	Tube O.D.	A-Drop Inches	Nut Hex	Part No.
1/4"	7/16x20	1/4"	0.47	9/16"	4127V
1/4"	1/2x20	5/16"	0.53	5/8"	4154V
1/4"	9/16x18	3/8"	0.59	11/16"	4181V*
3/8"	7/16x20	1/4"	0.47	9/16"	6184V
3/8"	1/2x20	5/16"	0.53	5/8"	6130V
3/8"	9/16x18	3/8"	0.59	11/16"	6157V*
3/8"	3/4x16	1/2"	0.71	7/8"	6169V
1/2"	3/4x16	1/2"	0.71	7/8"	8130V
1/2"	7/8x14	5/8"	0.84	1"	8157V
5/8"	7/8x14	5/8"	0.68	1"	1057V
5/8"	1-1/16x12	3/4"	0.78	1-1/4"	1063V*
3/4"	1-1/16x12	3/4"	1.12	1-1/4"	12612V*
3/4"	1-5/16x12	1"	1.15	1-1/2"	12663V*
1"	1-5/16x12	1"	1.15	1-1/2"	16612V*
1-1/4"	1-5/8x12	1-1/4"	1.69	2"	20697V

**90° Bend JIC/SAE
Dual Seat Swivel Female**



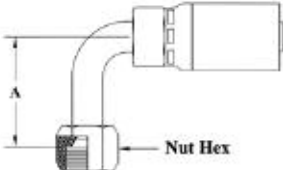
Hose I.D.	Thread Size	Tube O.D.	A-Drop Inches	Nut Hex	Part No.
1/4"	7/16x20	1/4"	0.81	9/16"	4130V
1/4"	1/2x20	5/16"	0.83	5/8"	4157V
1/4"	9/16x18	3/8"	0.91	11/16"	4160V*
3/8"	7/16x20	1/4"	0.81	9/16"	6187V
3/8"	1/2x20	5/16"	0.83	5/8"	6133V
3/8"	9/16x18	3/8"	0.91	11/16"	6160V*
3/8"	3/4x16	1/2"	1.15	7/8"	6163V
1/2"	3/4x16	1/2"	1.15	7/8"	8133V

continued at top

**Continued from bottom left column 90° Bend JIC/SAE
Dual Seat Swivel Female**

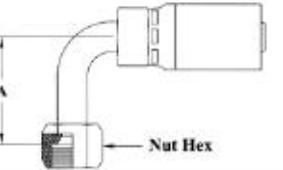
Hose I.D.	Thread Size	Tube O.D.	Drop Inches	Nut Hex	Part No.
1/2"	7/8x14	5/8"	1.23	1"	8160V
5/8"	7/8x14	5/8"	1.23	1"	1060V
5/8"	1-1/16x12	3/4"	1.88	1-1/4"	1066V*
3/4"	7/8x14	5/8"	1.23	1"	12660V
3/4"	1-1/16x12	3/4"	1.88	1-1/4"	12651V*
3/4"	1-5/16x12	1"	2.20	1-1/2"	12666V*
1"	1-5/16x12	1"	2.20	1-1/2"	16651V*
1-1/4"	1-5/8x12	1-1/4"	3.31	2"	20677V

**90° Bend JIC/SAE
Dual Seat Swivel Female
Medium Drop**



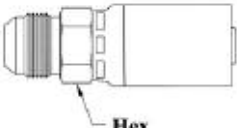
Hose I.D.	Thread Size	Tube O.D.	A-Drop Inches	Nut Hex	Part No.
1/4"	7/16x20	1/4"	1.26	9/16"	4132V
3/8"	9/16x18	3/8"	1.50	11/16"	6162V*
1/2"	3/4x16	1/2"	1.63	7/8"	8134V
3/4"	1-1/16x12	3/4"	2.28	1-1/4"	12653V*
1"	1-5/16x12	1"	2.79	1-1/2"	16653V*

**90° Bend JIC/SAE
Dual Seat Swivel Female
Long Drop**



Hose I.D.	Thread Size	Tube O.D.	A-Drop Inches	Nut Hex	Part No.
1/4"	7/16x20	1/4"	1.80	9/16"	4163V
1/4"	1/2x20	5/16"	1.80	5/8"	4166V
1/4"	9/16x18	3/8"	2.18	11/16"	4178V*
3/8"	7/16x20	1/4"	1.80	9/16"	6190V
3/8"	9/16x18	3/8"	2.18	11/16"	6166V*
3/8"	3/4x16	1/2"	2.50	7/8"	6124V
1/2"	3/4x16	1/2"	2.50	7/8"	8163V
1/2"	7/8x14	5/8"	2.75	1"	8166V
5/8"	7/8x14	5/8"	2.75	1"	1069V
3/4"	1-1/16x12	3/4"	3.73	1-1/4"	12657V*
1"	1-5/16x12	1"	4.50	1-1/2"	16657V*

Male SAE 45° Solid



Hose I.D.	Thread Size	Tube O.D.	Hex Size	Part No.
3/8"	5/8x18	3/8"	3/4"	624V
3/4"	1-1/16x14	3/4"	1-1/8"	1242V

* JIC Seat & Thread only

Bulk Hose
 Vari-Crimp
 Grip Crimp
 Thermoplastic
 Refrigerant
 Reusables, Push-on, Access.
 Adapters
 Fabrication Equipment
 Cross Reference
 Thread Identification

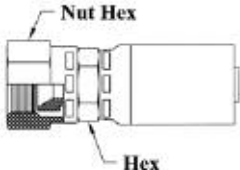
Vari-Crimp® Couplings



Hydraulic Hose ends for 100R1 thin cover (57 MB-1,56MB-1), 100R2 thin cover (57 MB-2, 56MB-2), 2SN (1/4"-5/8"), HY-PLUS I (HPI), & III (HPIII), 100R16/2SC (R16), 100R17 (R17), Dura-Hyd R16, R17, & EX (DH16, DH17, DHEX16), 100R3 (3319A), and 100R4 (104MB) hose. For 1-1/2" and 2" 100R2 Thin Cover (56MB-2) see Bite to Wire GW Spiral Hose Couplings on pages B10-B14. The Vari-Crimp coupling is compatible with virtually all Crimp Machines. Cross reference pages J5-J7.

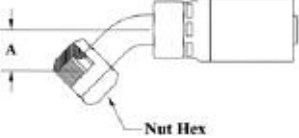
Trivalent Zinc Plating

Female SAE 45° Swivel




Hose I.D.	Thread Size	Tube O.D.	Hex Size	Nut Hex	Part No.
1/4"	5/8x18	3/8"	5/8"	13/16"	442V
3/8"	5/8x18	3/8"	11/16"	3/4"	633V
3/4"	1-1/16x14	3/4"	1-1/8"	1-1/4"	1224V

45° Bend SAE Swivel Female



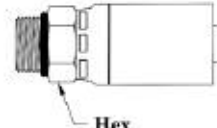
Hose I.D.	Thread Size	Tube O.D.	A-Drop Inches	Nut Hex	Part No.
3/8"	5/8x18	3/8"	.59	3/4"	6148V

90° Bend SAE Swivel Female



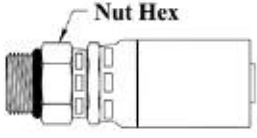
Hose I.D.	Thread Size	Tube O.D.	A-Drop Inches	Nut Hex	Part No.
3/8"	5/8x18	3/8"	0.91	3/4"	6151V
3/8"	5/8x18	3/8"	2.18	3/4"	6172V

ORB Male Solid



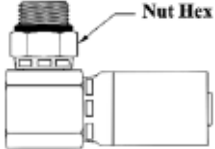
Hose I.D.	Thread Size	Tube O.D.	Hex Size	Part No.
1/4"	7/16x20	1/4"	9/16"	451V
1/4"	1/2x20	5/16"	5/8"	454V
1/4"	9/16x18	3/8"	11/16"	448V
3/8"	9/16x18	3/8"	11/16"	636V
3/8"	3/4x16	1/2"	7/8"	639V
3/8"	7/8x14	5/8"	1"	642V
1/2"	3/4x16	1/2"	7/8"	830V
1/2"	7/8x14	5/8"	1"	833V
1/2"	1-1/16x12	3/4"	1-1/4"	860V
5/8"	3/4x16	1/2"	15/16"	1030V
5/8"	7/8x14	5/8"	1"	1033V
5/8"	1-1/16x12	3/4"	1-1/4"	1036V
3/4"	7/8x14	5/8"	1-1/8"	1248V
3/4"	1-1/16x12	3/4"	1-1/4"	1227V
1"	1-5/16x12	1"	1-1/2"	1630V

ORB Swivel Male*



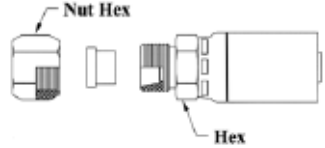
Hose I.D.	Thread Size	Tube O.D.	Hex Size	Nut Hex	Part No.
1/4"	7/16x20	1/4"	9/16"	5/8"	457V
3/8"	9/16x18	3/8"	11/16"	3/4"	678V
3/8"	3/4x16	1/2"	3/4"	7/8"	645V
1/2"	3/4x16	1/2"	13/16"	7/8"	836V
1/2"	7/8x14	5/8"	13/16"	1"	839V
3/4"	1-1/16x12	3/4"	1-1/8"	1-1/4"	1239V
1"	1-5/16x12	1"	1-3/8"	1-1/2"	1639V

90° ORB Male Swivel*



Hose I.D.	Thread Size	Tube O.D.	Nut Hex	Part No.
3/8"	9/16x18	3/8"	3/4"	6278V
3/8"	3/4x16	1/2"	7/8"	6245V
3/8"	7/8x14	5/8"	1"	6242V
1/2"	3/4x16	1/2"	7/8"	8236V
1/2"	7/8x14	5/8"	1"	8239V
3/4"	1-1/16x12	3/4"	1-1/4"	12239V
1"	1-5/16x12	1"	1-1/2"	16239V

Tube Repair Couplings



Hose I.D.	Thread Size	Tube O.D.	Hex Size	Nut Hex	Part No.
1/4"	7/16x20	1/4"	9/16"	9/16"	4100V
1/4"	1/2x20	5/16"	5/8"	5/8"	4103V
3/8"	1/2x20	5/16"	11/16"	5/8"	6103V
3/8"	9/16x18	3/8"	11/16"	11/16"	6106V
3/8"	3/4x16	1/2"	3/4"	7/8"	6800V
1/2"	3/4x16	1/2"	7/8"	7/8"	8103V
1/2"	7/8x14	5/8"	15/16"	1"	8106V
3/4"	1-1/16x12	3/4"	1-1/8"	1-1/4"	12100V
1"	1-5/16x12	1"	1-3/8"	1-1/2"	16100V

Nuts and Sleeves

Tube Size	Nut Part No.	Sleeve Part No.
1/4"	718x4	719x4
5/16"	718x5	719x5
3/8"	718x6	719x6
1/2"	718x8	719x8
5/8"	718x10	719x10
3/4"	718x12	719x12
1"	718x16	719x16

* Note: Swivel for installation purposes only. Leakage may occur at low pressure.

Vari-Crimp® Couplings




Hydraulic Hose ends for 100R1 thin cover (57 MB-1,56MB-1), 100R2 thin cover (57 MB-2, 56MB-2), 2SN (1/4"-5/8"), HY-PLUS I (HPI), & III (HPIII), 100R16/2SC (R16), 100R17 (R17), Dura-Hyd R16, R17, & EX (DH16, DH17, DHEX16), 100R3 (3319A), and 100R4 (104MB) hose. For 1-1/2" and 2" 100R2 Thin Cover (56MB-2) see Bite to Wire GW Spiral Hose Couplings on pages B10-B14. The Vari-Crimp coupling is compatible with virtually all Crimp Machines.

Cross reference pages J5-J7.

Trivalent Zinc Plating

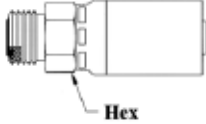
Bulk Hose
 Vari-Crimp
 Crimp
 Thermoplastic
 Refrigerant
 Reusables, Push-on, Access
 Adapters
 Fabrication Equipment
 Cross Reference
 Thread Identification

Hose Splicer Coupling



Hose I.D.	Part No.
1/4"	44SV
3/8"	66SV
1/2"	88SV
3/4"	1212SV
1"	1616SV

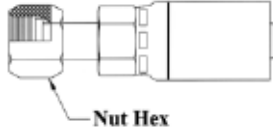
O-Ring Face Seal (ORF) Solid Male



Hose I.D.	Thread Size	Tube O.D.	Hex Size	Part No.
1/4"	9/16x18	1/4"	5/8"	4E64V
3/8"	11/16x16	3/8"	3/4"	6E66V
3/8"	13/16x16	1/2"	7/8"	6E68V
1/2"	13/16x16	1/2"	7/8"	8E68V
1/2"	1x14	5/8"	1-1/16"	8E70V
1/2"	1-3/16x12	3/4"	1-1/4"	8E72V
5/8"	1x14	5/8"	1-1/16"	10E70V
5/8"	1-3/16x12	3/4"	1-1/4"	10E72V
3/4"	1-3/16x12	3/4"	1-1/4"	12E72V
1"	1-7/16x12	1"	1-1/2"	16E76V

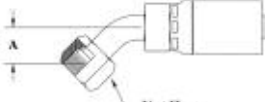
Couplings are capped with O-ring included.

Straight O-Ring Face Seal (ORF) Swivel Female



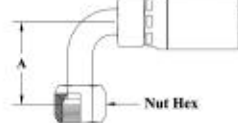
Hose I.D.	Thread Size	Tube O.D.	Nut Hex	Part No.
1/4"	9/16x18	1/4"	11/16"	4S64V
1/4"	11/16x16	3/8"	13/16"	4S66V
1/4"	13/16x16	1/2"	15/16"	4S68V
3/8"	9/16x18	1/4"	11/16"	6S64V
3/8"	11/16x16	3/8"	13/16"	6S66V
3/8"	13/16x16	1/2"	15/16"	6S68V
1/2"	11/16x16	3/8"	13/16"	8S66V
1/2"	13/16x16	1/2"	15/16"	8S68V
1/2"	1x14	5/8"	1-1/8"	8S70V
1/2"	1-3/16x12	3/4"	1-3/8"	8S72V
5/8"	1x14	5/8"	1-1/8"	10S70V
5/8"	1-3/16x12	3/4"	1-3/8"	10S72V
3/4"	1x14	5/8"	1-1/8"	12S70V
3/4"	1-3/16x12	3/4"	1-3/8"	12S72V
3/4"	1-7/16x12	1"	1-5/8"	12S76V
1"	1-7/16x12	1"	1-5/8"	16S76V
1-1/4"	1-11/16x12	1-1/4"	1-7/8"	20S80V

45° Bend O-Ring Face Seal (ORF) Swivel Female




Hose I.D.	Thread Size	Tube O.D.	A-Drop Inches	Nut Hex	Part No.
1/4"	9/16x18	1/4"	0.41	11/16"	4L64V
1/4"	11/16x16	3/8"	0.43	13/16"	4L66V
3/8"	11/16x16	3/8"	0.43	13/16"	6L66V
3/8"	13/16x16	1/2"	0.60	15/16"	6L68V
1/2"	11/16x16	3/8"	0.43	13/16"	8L66V
1/2"	13/16x16	1/2"	0.59	15/16"	8L68V
1/2"	1x14	5/8"	0.68	1-1/8"	8L70V
5/8"	1x14	5/8"	0.68	1-1/8"	10L70V
5/8"	1-3/16x12	3/4"	0.83	1-3/8"	10L72V
3/4"	1x14	5/8"	0.68	1-1/8"	12L70V
3/4"	1-3/16x12	3/4"	0.83	1-3/8"	12L72V
3/4"	1-7/16x12	1"	1.15	1-5/8"	12L76V
1"	1-7/16x12	1"	1.15	1-5/8"	16L76V
1-1/4"	1-11/16x12	1-1/4"	1.07	1-7/8"	20L80V

90° Bend O-Ring Face Seal (ORF) Swivel Female



Hose I.D.	Thread Size	Tube O.D.	A-Drop Inches	Nut Hex	Part No.
1/4"	9/16x18	1/4"	0.78	11/16"	4A24V
1/4"	11/16x16	3/8"	0.90	13/16"	4A26V
3/8"	9/16x18	1/4"	0.78	11/16"	6A24V
3/8"	11/16x16	3/8"	0.90	13/16"	6A26V
3/8"	13/16x16	1/2"	1.15	15/16"	6A28V
1/2"	11/16x16	3/8"	0.90	13/16"	8A26V
1/2"	13/16x16	1/2"	1.15	15/16"	8A28V
1/2"	1x14	5/8"	1.27	1-1/8"	8A30V
5/8"	1x14	5/8"	1.27	1-1/8"	10A30V
5/8"	1-3/16x12	3/4"	1.88	1-3/8"	10A32V
3/4"	1x14	5/8"	1.27	1-1/8"	12A30V
3/4"	1-3/16x12	3/4"	1.88	1-3/8"	12A32V
3/4"	1-7/16x12	1"	2.20	1-5/8"	12A36V
1"	1-7/16x12	1"	2.20	1-5/8"	16A36V
1-1/4"	1-11/16x12	1-1/4"	2.51	1-7/8"	20A40V

90° Bend O-Ring Face Seal (ORF) Swivel Female Medium Drop



Hose I.D.	Thread Size	Tube O.D.	A-Drop Inches	Nut Hex	Part No.
1/4"	9/16x18	1/4"	1.26	11/16"	4J34V
3/8"	11/16x16	3/8"	1.51	13/16"	6J36V
3/8"	13/16x16	1/2"	1.62	15/16"	6J38V
1/2"	11/16x16	3/8"	1.51	13/16"	8J36V
1/2"	13/16x16	1/2"	1.62	15/16"	8J38V
3/4"	1-3/16x12	3/4"	2.28	1-3/8"	12J42V
1"	1-7/16x12	1"	2.78	1-5/8"	16J46V
1-1/4"	1-11/16x12	1-1/4"	3.09	1-7/8"	20J50V

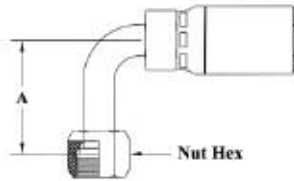
Vari-Crimp® Couplings



Hydraulic Hose ends for 100R1 thin cover (57 MB-1,56MB-1), 100R2 thin cover (57 MB-2, 56MB-2), 2SN (1/4"-5/8"), HY-PLUS I (HPI), & III (HPIII), 100R16/2SC (R16), 100R17 (R17), Dura-Hyd R16, R17, & EX (DH16, DH17, DHEX16), 100R3 (3319A), and 100R4 (104MB) hose. For 1-1/2" and 2" 100R2 Thin Cover (56MB-2) see Bite to Wire GW Spiral Hose Couplings on pages B10-B14. The Vari-Crimp coupling is compatible with virtually all Crimp Machines. Cross reference pages J5-J7.

Trivalent Zinc Plating

90° Bend O-Ring Face Seal (ORF) Swivel Female Long Drop



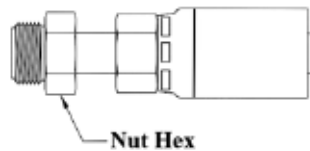
Hose I.D.	Thread Size	Tube O.D.	A-Drop Inches	Nut Hex	Part No.
1/4"	9/16x18	1/4"	1.80	11/16"	4A64V
1/4"	11/16x16	3/8"	2.13	13/16"	4A66V
3/8"	11/16x16	3/8"	2.13	13/16"	6A66V
3/8"	13/16x16	1/2"	2.51	15/16"	6A68V
1/2"	13/16x16	1/2"	2.51	15/16"	8A68V
1/2"	1x14	5/8"	2.76	1-1/8"	8A70V
5/8"	1x14	5/8"	2.76	1-1/8"	10A70V
3/4"	1-3/16x12	3/4"	3.78	1-3/8"	12A72V
1"	1-7/16x12	1"	4.50	1-5/8"	16A76V

"O" Ring For ORF Seal Couplings



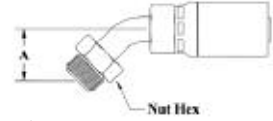
Thread Size	Tube O.D.	Part No.
9/16x18	1/4"	4629x4
11/16x16	3/8"	4629x6
13/16x16	1/2"	4629x8
1x14	5/8"	4629x10
1-3/16x12	3/4"	4629x12
1-7/16x12	1"	4629x16
1-11/16x12	1-1/4"	4629x20

Straight Inverted Flare



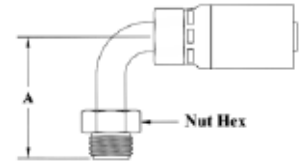
Hose I.D.	Thread Size	Tube O.D.	Nut Hex	Part No.
1/4"	3/8x24	3/16"	3/8"	4169V
1/4"	7/16x24	1/4"	7/16"	4106V
1/4"	1/2x20	5/16"	1/2"	4133V
3/8"	7/16x24	1/4"	7/16"	6175V
3/8"	1/2x20	5/16"	1/2"	6109V
3/8"	5/8x18	3/8"	5/8"	6136V
3/8"	11/16x18	7/16"	11/16"	6193V
1/2"	3/4x18	1/2"	3/4"	8109V
1/2"	7/8x18	5/8"	7/8"	8136V

45° Bend Inverted Flare



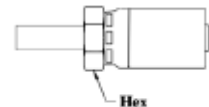
Hose I.D.	Thread Size	Tube O.D.	A-Drop Inches	Nut Hex	Part No.
1/4"	3/8x24	3/16"	0.69	3/8"	4172V
1/4"	7/16x24	1/4"	1.08	7/16"	4109V
1/4"	1/2x20	5/16"	1.10	1/2"	4136V
3/8"	7/16x24	1/4"	0.93	7/16"	6178V
3/8"	1/2x20	5/16"	1.10	1/2"	6112V
3/8"	5/8x18	3/8"	1.03	5/8"	6139V
3/8"	11/16x18	7/16"	1.34	11/16"	6196V
1/2"	3/4x18	1/2"	1.13	3/4"	8112V
1/2"	7/8x18	5/8"	0.92	7/8"	8139V

90° Bend Inverted Flare



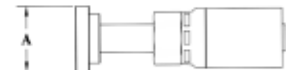
Hose I.D.	Thread Size	Tube O.D.	A-Drop Inches	Nut Hex	Part No.
1/4"	3/8x24	3/16"	1.06	3/8"	4175V
1/4"	7/16x24	1/4"	1.23	7/16"	4112V
1/4"	1/2x20	5/16"	1.38	1/2"	4139V
3/8"	7/16x24	1/4"	1.36	7/16"	6181V
3/8"	1/2x20	5/16"	1.38	1/2"	6115V
3/8"	5/8x18	3/8"	1.63	5/8"	6142V
3/8"	11/16x18	7/16"	1.97	11/16"	6199V
1/2"	3/4x18	1/2"	2.20	3/4"	8115V
1/2"	7/8x18	5/8"	1.75	7/8"	8142V

Standpipe Coupling



Hose I.D.	Tube Size	Tube Rise	Hex Size	Part No.
1/4"	1/4"	1.10	5/8"	4T04V
3/8"	3/8"	1.30	3/4"	6T06V
1/2"	1/2"	1.58	7/8"	8T08V
5/8"	5/8"	1.34	1"	10T10V
3/4"	3/4"	1.17	1-1/8"	12T12V
1"	1"	1.30	1-3/8"	16T16V

Split Flange (Code 61) Straight



Hose I.D.	Flange Size	A-Dia. Inches	Part No.
1/2"	1/2"	1.19	8G08V
1/2"	3/4"	1.50	8G12V
3/4"	3/4"	1.50	12G12V
3/4"	1"	1.75	12G16V
1"	1"	1.75	16G16V
1"	1-1/4"	2.00	16G20V
1-1/4"	1-1/4"	2.00	20G20V

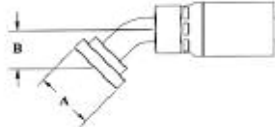
Vari-Crimp® Couplings



Hydraulic Hose ends for 100R1 thin cover (57 MB-1, 56MB-1), 100R2 thin cover (57 MB-2, 56MB-2), 2SN (1/4"-5/8"), HY-PLUS I (HPI), & III (HPIII), 100R16/2SC (R16), 100R17 (R17), Dura-Hyd R16, R17, & EX (DH16, DH17, DHEX16), 100R3 (3319A), and 100R4 (104MB) hose. For 1-1/2" and 2" 100R2 Thin Cover (56MB-2) see Bite to Wire GW Spiral Hose Couplings on pages B10-B14. The Vari-Crimp coupling is compatible with virtually all Crimp Machines. Cross reference pages J5-J7.

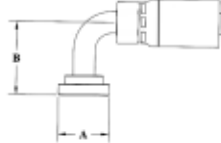
Trivalent Zinc Plating

Split Flange (Code 61)
45° Bend



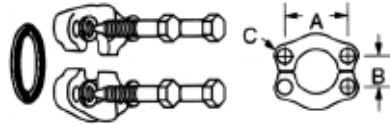
Hose I.D.	Flange Size	A-Dia. Inches	B Drop	Part No.
1/2"	1/2"	1.19	0.78	8G41V
1/2"	3/4"	1.50	0.82	8G42V
3/4"	3/4"	1.50	1.00	12G42V
3/4"	1"	1.75	1.00	12G46V
1"	1"	1.75	1.12	16G46V
1"	1-1/4"	2.00	1.12	16G50V
1-1/4"	1-1/4"	2.00	1.12	20G50V

Split Flange (Code 61)
90° Bend



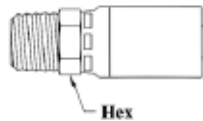
Hose I.D.	Flange Size	A-Dia. Inches	B Drop	Part No.
1/2"	1/2"	1.19	1.62	8G71V
1/2"	3/4"	1.50	1.68	8G72V
3/4"	3/4"	1.50	2.12	12G72V
3/4"	1"	1.75	2.12	12G76V
1"	1"	1.75	2.38	16G76V
1"	1-1/4"	2.00	2.38	16G80V
1-1/4"	1-1/4"	2.00	2.62	20G80V

Split Flange Kits
(Code 61)



Flange Size	A	B	C	Complete Kit No.	O Ring Part No.
1/2"	1.50	.69	11/32	SFK-8	8252
3/4"	1.88	.88	13/32	SFK-12	12252
1"	2.06	1.03	13/32	SFK-16	16252
1-1/4"	2.31	1.19	15/32	SFK-20	20252
1-1/2"	2.75	1.41	17/32	SFK-24	24252
2"	3.06	1.69	17/32	SFK-32	32252

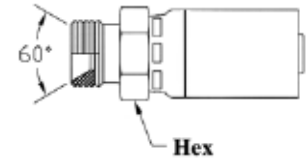
British Standard Tapered
Male Pipe (BSPT) Solid



Hose I.D.	BSPT Size	Thread Size	Hex Size	Part No.
1/4"	1/4"	R-1/4-19	5/8"	4T54V
3/8"	3/8"	R-3/8-19	3/4"	6T56V
1/2"	1/2"	R-1/2-14	7/8"	8T58V
3/4"	3/4"	R-3/4-14	1-1/8"	12T62V

R. as part of thread size is ISO designation for tapered thread

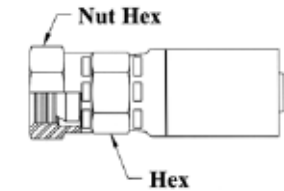
British Standard Parallel 60°
Male Pipe (BSPP) Solid



Hose I.D.	BSPP Size	Thread Size	Hex Size	Part No.
1/4"	1/4"	G-1/4-19	11/16"	4P54V
3/8"	3/8"	G-3/8-19	3/4"	6P56V
3/8"	1/2"	G-1/2-14	1"	6P58V
1/2"	3/8"	G-3/8-19	7/8"	8P56V
1/2"	1/2"	G-1/2-14	1"	8P58V
3/4"	3/4"	G-3/4-14	1-1/8"	12P62V

G. as part of thread size is ISO designation for parallel thread

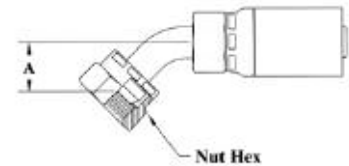
British Standard (BSPP)
Female Swivel 60° Cone



Hose I.D.	BSPP Size	Thread Size	Hex Size	Nut Hex	Part No.
1/4"	1/4"	G-1/4-19	9/16"	3/4"	481V
1/4"	3/8"	G-3/8-19	3/4"	7/8"	486V
3/8"	3/8"	G-3/8-19	3/4"	7/8"	681V
3/8"	1/2"	G-1/2-14	3/4"	1"	694V
1/2"	1/2"	G-1/2-14	7/8"	1"	881V
5/8"	5/8"	G-5/8-14	15/16"	1-3/16"	1081V
3/4"	3/4"	G-3/4-14	1-1/8"	1-1/4"	1281V
1"	1"	G-1-11	1-3/8"	1-1/2"	1681V
1-1/4"	1-1/4"	G-1-1/4-11	1-11/16"	1-7/8"	2081V

G. as part of thread size is ISO designation for parallel thread

British Standard (BSPP)
Female Swivel 45° Bend



Hose I.D.	BSPP Size	Thread Size	A-Drop Inches	Nut Hex	Part No.
1/4"	1/4"	G-1/4-19	0.91	3/4"	4P44V
3/8"	3/8"	G-3/8-19	0.90	7/8"	6P46V
1/2"	1/2"	G-1/2-14	0.87	1"	8P48V
3/4"	3/4"	G-3/4-14	1.31	1-1/4"	12P52V

G. as part of thread size is ISO designation for parallel thread

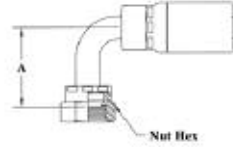
Vari-Crimp® Couplings



Hydraulic Hose ends for 100R1 thin cover (57 MB-1,56MB-1), 100R2 thin cover (57 MB-2, 56MB-2), 2SN (1/4"-5/8"), HY-PLUS I (HPI), & III (HPH), 100R16/2SC (R16), 100R17 (R17), Dura-Hyd R16, R17, & EX (DH16, DH17, DHEX16), 100R3 (3319A), and 100R4 (104MB) hose. For 1-1/2" and 2" 100R2 Thin Cover (56MB-2) see Bite to Wire GW Spiral Hose Couplings on pages B10-B14. The Vari-Crimp coupling is compatible with virtually all Crimp Machines. Cross reference pages J5-J7.

Trivalent Zinc Plating

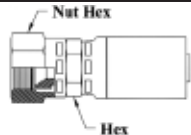
British Standard (BSPP) Female Swivel 90° Bend



Hose I.D.	BSPP Size	Thread Size	A-Drop Inches	Nut Hex	Part No.
1/4"	1/4"	G-1/4-19	1.50	3/4"	4P74V
3/8"	3/8"	G-3/8-19	1.60	7/8"	6P76V
1/2"	1/2"	G-1/2-14	1.89	1"	8P78V
5/8"	5/8"	G-5/8-14	1.83	1-3/16"	10P80V
3/4"	3/4"	G-3/4-14	2.49	1-1/4"	12P82V
1"	1"	G-1-11	2.98	1-1/2"	16P86V

G. as part of thread size is ISO designation of parallel thread

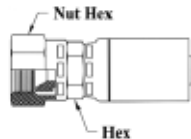
Female JIS 30° Flare Parallel Pipe Swivel



Hose I.D.	Tube Size	Thread Size	Hex Size	Nut Hex	Part No.
1/4"	1/4"	G-1/4-19	9/16"	3/4"	4L04V
1/4"	3/8"	G-3/8-19	11/16"	7/8"	4L06V
3/8"	3/8"	G-3/8-19	11/16"	7/8"	6L06V
1/2"	1/2"	G-1/2-14	7/8"	1-1/16"	8L08V
3/4"	3/4"	G-3/4-14	1-1/8"	1-1/4"	12L12V
1"	1"	G-1-11	1-3/8"	1-1/2"	16L16V

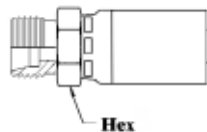
G. as part of thread size is ISO designation of parallel thread

Female 30° Flare (Komatsu)



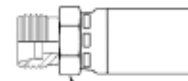
Hose I.D.	Thread Size	Hex Size	Nut Hex	Part No.
1/4"	M14x1.5	9/16"	3/4"	4K14V
3/8"	M18x1.5	11/16"	7/8"	6K18V
1/2"	M22x1.5	7/8"	1"	8K22V
5/8"	M24x1.5	1"	1-1/4"	10K24V
3/4"	M30x1.5	1-1/8"	1-3/8"	12K30V
1"	M33x1.5	1-3/8"	1-5/8"	16K33V
1-1/4"	M36x1.5	1-11/16"	1-7/8"	20K36V

Male DIN Solid 24° Seat (Light)



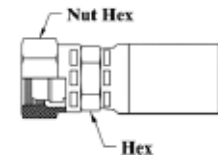
Hose I.D.	Thread Size	Tube O.D.	Hex Size	Part No.
1/4"	M14x1.5	8mm	9/16"	4M08V
3/8"	M16x1.5	10mm	3/4"	6M10V
3/8"	M18x1.5	12mm	3/4"	6M12V
1/2"	M22x1.5	15mm	7/8"	8M15V
5/8"	M26x1.5	18mm	1-1/16"	10M18V
3/4"	M30x2.0	22mm	1-1/4"	12M22V

Male DIN Solid 24° Seat (Heavy)



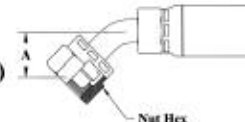
Hose I.D.	Thread Size	Tube O.D.	Hex Size	Nut Hex	Part No.
1/4"	M16x1.5	8mm	11/16"	3/4"	4M58V
1/4"	M18x1.5	10mm	3/4"	3/4"	4M60V
3/8"	M18x1.5	10mm	3/4"	3/4"	6M60V
3/8"	M20x1.5	12mm	13/16"	3/4"	6M62V
3/8"	M22x1.5	14mm	7/8"	3/4"	6M64V
1/2"	M24x1.5	16mm	7/8"	3/4"	8M66V
5/8"	M30x2.0	20mm	1-1/4"	3/4"	10M70V

Female Swivel DIN Universal Seat (Light)



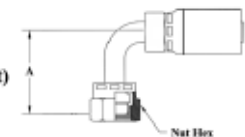
Hose I.D.	Tube Size	Thread Size	Hex Size	Nut Hex	Part No.
1/4"	6mm	M12x1.5	9/16"	11/16"	4C06V
1/4"	8mm	M14x1.5	9/16"	11/16"	4C08V
1/4"	10mm	M16x1.5	9/16"	3/4"	4C10V
3/8"	10mm	M16x1.5	11/16"	3/4"	6C10V
3/8"	12mm	M18x1.5	11/16"	7/8"	6C12V
1/2"	15mm	M22x1.5	7/8"	1-1/16"	8C15V
5/8"	18mm	M26x1.5	15/16"	1-1/4"	10C18V
3/4"	22mm	M30x2.0	1-1/8"	1-1/2"	12C22V
1"	28mm	M36x2.0	1-3/8"	1-7/8"	16C28V

Female Swivel DIN Universal Seat (Light) 45° Bend



Hose I.D.	Tube Size	Thread Size	A-Drop Inches	Nut Hex	Part No.
1/4"	8mm	M14x1.5	0.96	11/16"	4D08V
1/4"	10mm	M16x1.5	0.96	3/4"	4D10V
3/8"	10mm	M16x1.5	0.96	3/4"	6D10V
3/8"	12mm	M18x1.5	1.00	7/8"	6D12V
1/2"	15mm	M22x1.5	1.18	1-1/16"	8D15V
5/8"	18mm	M26x1.5	1.25	1-1/4"	10D18V
3/4"	22mm	M30x2.0	1.41	1-1/2"	12D22V

Female Swivel DIN Universal Seat (Light) 90° Bend



Hose I.D.	Tube Size	Thread Size	A-Drop Inches	Nut Hex	Part No.
1/4"	8mm	M14x1.5	1.48	11/16"	4D58V
1/4"	10mm	M16x1.5	1.65	3/4"	4D60V
3/8"	10mm	M16x1.5	1.65	3/4"	6D60V
3/8"	12mm	M18x1.5	1.65	7/8"	6D62V
1/2"	15mm	M22x1.5	1.93	1-1/16"	8D65V
5/8"	18mm	M26x1.5	2.31	1-1/4"	10D68V
3/4"	22mm	M30x2.0	2.70	1-1/2"	12D72V

Vari-Crimp® Couplings



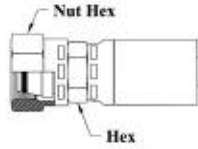
Hydraulic Hose ends for 100R1 thin cover (57 MB-1,56MB-1), 100R2 thin cover (57 MB-2, 56MB-2), 2SN (1/4"-5/8"), HY-PLUS I (HPI), & III (HPIII), 100R16/2SC (R16), 100R17 (R17), Dura-Hyd R16, R17, & EX (DH16, DH17, DHEX16), 100R3 (3319A), and 100R4 (104MB) hose. For 1-1/2" and 2" 100R2 Thin Cover (56MB-2) see Bite to Wire GW Spiral Hose Couplings on pages B10-B14. The Vari-Crimp coupling is compatible with virtually all Crimp Machines. Cross reference pages J5-J7.

Trivalent Zinc Plating

Vari-Crimp Crimp Diameter Charts:

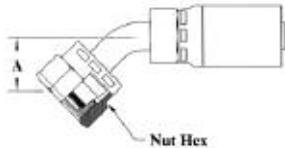
Hose Description	Hose I.D.	Coupling Crimp O.D.
100R1AT (57MB-1) (1/4"-1")	3/16"	0.530
100R1AT/1SN (56MB-1) (1/4"-1-1/4")	1/4"	0.560
Hy-Plus I (HPI) (1/4"-1")	3/8"	0.740
100R17 One Wire Dim. (R17R) (1/4"-1/2")	1/2"	0.865
Dura-Hyd R17 (DH17) (1/4"-3/4")	5/8"	1.010
Hy-Plus III (HPIII) (1/4"-1")	3/4"	1.160
100R16/2SC (R16) (1/4"-1")	1"	1.455
Dura-Hyd R16/2SC (DH16) (1/4"-1")	1-1/4"	1.785
Dura-Hyd EX R16/2SC (DHEX16) (1/4"-1")	1/4"	0.560
	3/8"	0.740
	1/2"	0.865
	5/8"	1.010
	3/4"	1.135
	1"	1.455
100R2AT (57MB-2) (1/4"-1")	1/4"	0.610
100R2AT (56MB-2) (1/4"-1-1/4")	3/8"	0.790
2SN (2SN) (1/4"-5/8")	1/2"	0.915
	5/8"	1.050
	3/4"	1.200
	1"	1.520
	1-1/4"	1.850
Reduced OD 100R17 (R17) (1/4"-1")	1/4"	0.520
	3/8"	0.695
	1/2"	0.835
	5/8"	1.010
	3/4"	1.135
	1"	1.425
100R3 (3319A) (1/4"-1")	1/4"	0.615
	3/8"	0.790
	1/2"	0.950
	3/4"	1.240
	1"	1.520
100R4 (104MB) (3/4"-1-1/4")	3/4"	1.230
	1"	1.520
	1-1/4"	1.785

Female Swivel DIN
24° Seat (Heavy)
(O-ring included)



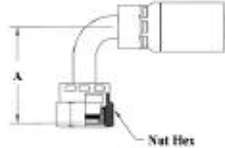
Hose I.D.	Tube Size	Thread Size	Hex Size	Nut Hex	Part No.
1/4"	8mm	M16x1.5	9/16"	3/4"	4C58V
1/4"	10mm	M18x1.5	5/8"	7/8"	4C60V
3/8"	10mm	M18x1.5	3/4"	7/8"	6C60V
3/8"	12mm	M20x1.5	3/4"	1"	6C62V
3/8"	14mm	M22x1.5	13/16"	1-1/16"	6C64V
1/2"	16mm	M24x1.5	7/8"	1-1/8"	8C66V
5/8"	20mm	M30x2.0	1-1/8"	1-1/2"	10C70V
3/4"	20mm	M30x2.0	1-1/8"	1-1/2"	12C70V
3/4"	25mm	M36x2.0	1-1/4"	1-5/8"	12C75V
1"	30mm	M42x2.0	1-11/16"	2"	16C80V

Female Swivel DIN
24° Seat (Heavy)
45° Bend
(O-Ring Included)



Hose I.D.	Tube Size	Thread Size	A-Drop	Nut Hex	Part No.
1/4"	10mm	M18x1.5	0.96	7/8"	4H10V
3/8"	12mm	M20x1.5	1.13	1"	6H12V
1/2"	16mm	M24x1.5	1.25	1-1/8"	8H16V
5/8"	20mm	M30x2.0	1.50	1-1/2"	10H20V

Female Swivel DIN
24° Seat (Heavy)
90° Bend
(O-Ring Included)



Hose I.D.	Tube Size	Thread Size	A-Drop	Nut Hex	Part No.
1/4"	10mm	M18x1.5	1.50	7/8"	4H60V
3/8"	12mm	M20x1.5	1.95	1"	6H62V
3/8"	14mm	M22x1.5	2.07	1-1/16"	6H64V
1/2"	16mm	M24x1.5	2.05	1-1/8"	8H66V
5/8"	20mm	M30x2.0	2.38	1-1/2"	10H70V

Clamp Sleeve
(for routing)



Hose I.D.	Part No.
1/4"	19VN
3/8"	25VN
1/2"	29VN
5/8"	35VN
3/4"	39VN

For use with 100R1AT & 100R2AT to provide support for routing clamps.

GW SERIES

Bite-to-the-Wire

100R12 Hydraulic No-Skive Couplings



Bite to the Wire Hose Ends for 100R12 Four Spiral (SP580, RC12, and DHEXR12), 100R2 Thin Cover (3/4" thru 2"), 2SN (3/4"-2"), and 100R4 (1-1/2" & 2").

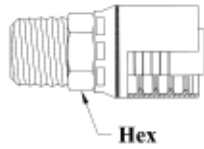
No skive required.

The GW Series Four Spiral Coupling is compatible with some fixed and virtually all adjustable spiral crimp machines on the market. Check crimp O.D. carefully.

Cross reference pages J8-J9.

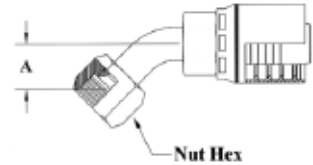
Trivalent Zinc Plating

NPTF Male Solid



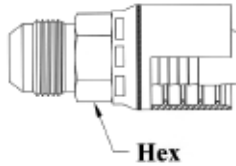
Hose I.D.	Pipe Size	Thread Size	Hex Size	Part No.
1/2"	1/2"	1/2-14	7/8"	GW01 8x8
1/2"	3/4"	3/4-14	1-1/8"	GW01 8x12
3/4"	3/4"	3/4-14	1-1/8"	GW01 12x12
3/4"	1"	1-11 1/2	1-3/8"	GW01 12x16
1"	3/4"	3/4-14	1-3/8"	GW01 16x12
1"	1"	1-11 1/2	1-3/8"	GW01 16x16
1-1/4"	1-1/4"	1 1/4-11 1/2	1-11/16"	GW01 20x20
1-1/2"	1-1/2"	1 1/2-11 1/2	2-1/8"	GW01 24x24
2"	2"	2-11 1/2	2-3/4"	GW01 32x32

45° Bend JIC 37° Swivel Female



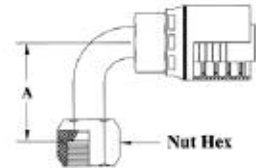
Hose I.D.	Tube Size	Thread Size	A Drop	Nut Hex	Part No.
1/2"	1/2"	3/4x16	0.71	7/8"	GW25 8x8
1/2"	5/8"	7/8x14	0.84	1"	GW25 8x10
3/4"	3/4"	1-1/16x12	1.12	1-1/4"	GW25 12x12
3/4"	1"	1-5/16x12	1.15	1-1/2"	GW25 12x16
1"	1"	1-5/16x12	1.15	1-1/2"	GW25 16x16
1-1/4"	1-1/4"	1-5/8x12	1.69	2"	GW25 20x20
1-1/2"	1-1/2"	1-7/8x12	1.70	2-1/4"	GW25 24x24

Male JIC 37° Solid



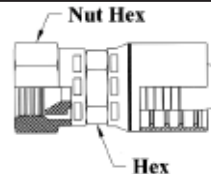
Hose I.D.	Tube Size	Thread Size	Hex Size	Part No.
1/2"	1/2"	3/4x16	7/8"	GW08 8x8
1/2"	5/8"	7/8x14	7/8"	GW08 8x10
3/4"	3/4"	1-1/16x12	1-1/8"	GW08 12x12
3/4"	7/8"	1-3/16x12	1-3/8"	GW08 12x14
3/4"	1"	1-5/16x12	1-3/8"	GW08 12x16
1"	1"	1-5/16x12	1-3/8"	GW08 16x16
1-1/4"	1-1/4"	1-5/8x12	1-11/16"	GW08 20x20

90° Bend JIC 37° Swivel Female



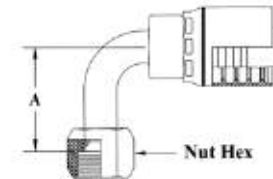
Hose I.D.	Tube Size	Thread Size	A Drop	Nut Hex	Part No.
1/2"	1/2"	3/4x16	1.15	7/8"	GW26 8x8
1/2"	5/8"	7/8x14	1.23	1"	GW26 8x10
3/4"	3/4"	1-1/16x12	1.88	1-1/4"	GW26 12x12
3/4"	1"	1-5/16x12	2.20	1-1/2"	GW26 12x16
1"	1"	1-5/16x12	2.66	1-1/2"	GW26 16x16
1-1/4"	1-1/4"	1-5/8x12	3.31	2"	GW26 20x20
1-1/2"	1-1/2"	1-7/8x12	3.95	2-1/4"	GW26 24x24
2"	2"	2-1/2x12	4.64	2-7/8"	GW26 32x32

Female JIC 37° Swivel



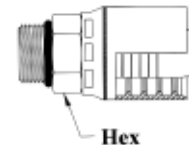
Hose I.D.	Tube Size	Thread Size	Hex Size	Nut Hex	Part No.
1/2"	3/8"	9/16x18	7/8"	11/16"	GW09 8x6
1/2"	1/2"	3/4x16	7/8"	7/8"	GW09 8x8
1/2"	5/8"	7/8x14	7/8"	1"	GW09 8x10
1/2"	3/4"	1-1/16x12	1-1/8"	1-1/4"	GW09 8x12
3/4"	3/4"	1-1/16x12	1-1/8"	1-1/4"	GW09 12x12
3/4"	7/8"	1-3/16x12	1-1/4"	1-1/2"	GW09 12x14
3/4"	1"	1-5/16x12	1-3/8"	1-1/2"	GW09 12x16
1"	3/4"	1-1/16x12	1-3/8"	1-1/4"	GW09 16x12
1"	1"	1-5/16x12	1-3/8"	1-1/2"	GW09 16x16
1"	1-1/4"	1-5/8x12	1-11/16"	2"	GW09 16x20
1-1/4"	1-1/4"	1-5/8x12	1-11/16"	2"	GW09 20x20
1-1/4"	1-1/2"	1-7/8x12	1-7/8"	2-1/4"	GW09 20x24
1-1/2"	1-1/2"	1-7/8x12	2-1/8"	2-1/4"	GW09 24x24
2"	2"	2-1/2x12	2-3/4"	2-7/8"	GW09 32x32

90° Bend JIC 37° Swivel Female Long Drop



Hose I.D.	Tube Size	Thread Size	A Drop	Nut Hex	Part No.
3/4"	3/4"	1-1/16x12	3.73	1-1/4"	GW27 12x12
1"	1"	1-5/16x12	4.50	1-1/2"	GW27 16x16

ORB Male Solid



Hose I.D.	Tube Size	Thread Size	Hex Size	Part No.
3/4"	3/4"	1-1/16x12	1-1/8"	GW11 12x12
1"	1"	1-5/16x12	1-1/2"	GW11 16x16

GW SERIES

Bite-to-the-Wire

100R12 Hydraulic No-Skive Couplings



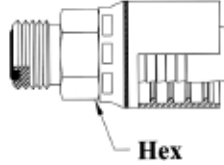
Bite to the Wire Hose Ends for 100R12 Four Spiral (SP580, RC12, and DHEXR12), 100R2 Thin Cover (3/4" thru 2"), 2SN (3/4"-2"), and 100R4 (1-1/2" & 2").

No skive required.

The GW Series Four Spiral Coupling is compatible with some fixed and virtually all adjustable spiral crimp machines on the market. Check crimp O.D. carefully. Cross reference pages J8-J9.

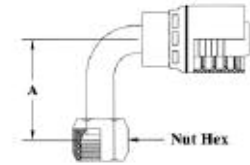
Trivalent Zinc Plating

O-Ring Face Seal (ORF) Solid Male



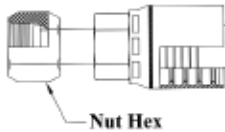
Hose I.D.	Tube Size	Thread Size	Hex Size	Part No.
1/2"	1/2"	13/16x16	7/8"	GW29 8x8
3/4"	3/4"	1-3/16x12	1-1/4"	GW29 12x12
1"	1"	1-7/16x12	1-1/2"	GW29 16x16

90° Bend O-Ring Face Seal (ORF) Swivel Female Long Drop



Hose I.D.	Tube Size	Thread Size	A Drop	Nut Hex	Part No.
1/2"	1/2"	13/16x16	2.51	15/16"	GW33 8x8
1/2"	5/8"	1x14	2.76	1-1/8"	GW33 8x10
3/4"	3/4"	1-3/16x12	3.78	1-3/8"	GW33 12x12
1"	1"	1-7/16x12	4.50	1-5/8"	GW33 16x16

Straight O-Ring Face Seal (ORF) Swivel Female



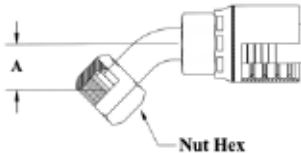
Hose I.D.	Tube Size	Thread Size	Nut Hex	Part No.
1/2"	1/2"	13/16x16	15/16"	GW30 8x8
1/2"	5/8"	1x14	1-1/8"	GW30 8x10
1/2"	3/4"	1-3/16x12	1-3/8"	GW30 8x12
3/4"	5/8"	1x14	1-1/8"	GW30 12x10
3/4"	3/4"	1-3/16x12	1-3/8"	GW30 12x12
3/4"	1"	1-7/16x12	1-5/8"	GW30 12x16
1"	1"	1-7/16x12	1-5/8"	GW30 16x16
1-1/4"	1-1/4"	1-11/16x12	1-7/8"	GW30 20x20
1-1/2"	1-1/2"	2x12	2-1/4"	GW30 24x24



"O" Ring For ORF Seal Couplings

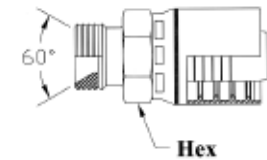
Thread Size	Tube Size	"O" Ring Part No.
13/16x16	1/2"	4629x8
1x14	5/8"	4629x10
1-3/16x12	3/4"	4629x12
1-7/16x12	1"	4629x16
1-11/16x12	1-1/4"	4629x20

45° Bend O-Ring Face Seal (ORF) Swivel Female



Hose I.D.	Tube Size	Thread Size	A Drop	Nut Hex	Part No.
1/2"	1/2"	13/16x16	0.59	15/16"	GW31 8x8
1/2"	5/8"	1x14	0.68	1-1/8"	GW31 8x10
3/4"	3/4"	1-3/16x12	0.84	1-3/8"	GW31 12x12
3/4"	1"	1-7/16x12	1.14	1-5/8"	GW31 12x16
1"	1"	1-7/16x12	1.14	1-5/8"	GW31 16x16
1-1/4"	1-1/4"	1-11/16x12	1.07	1-7/8"	GW31 20x20

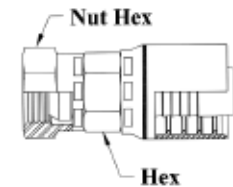
British Standard Parallel 60° Male Pipe (BSPP) Solid



Hose I.D.	BSPP Size	Thread Size	Hex Size	Part No.
3/4"	3/4"	G-3/4-14	1-1/8"	GW36 12x12

G. as part of thread size is ISO designation for parallel thread

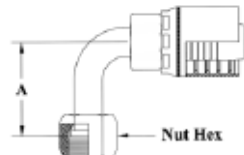
British Standard (BSPP) Female Swivel



Hose I.D.	BSPP Size	Thread Size	Hex Size	Nut Hex	Part No.
1/2"	1/2"	G-1/2-14	7/8"	1"	GW10 8x8
3/4"	3/4"	G-3/4-14	1-1/8"	1-1/4"	GW10 12x12
1"	1"	G-1-11	1-3/8"	1-1/2"	GW10 16x16

G. as part of thread size is ISO designation for parallel thread

90° Bend O-Ring Face Seal (ORF) Swivel Female



Hose I.D.	Tube Size	Thread Size	A Drop	Nut Hex	Part No.
1/2"	1/2"	13/16x16	1.15	15/16"	GW32 8x8
1/2"	5/8"	1x14	1.27	1-1/8"	GW32 8x10
3/4"	5/8"	1x14	1.27	1-1/8"	GW32 12x10
3/4"	3/4"	1-3/16x12	1.88	1-3/8"	GW32 12x12
3/4"	1"	1-7/16x12	2.20	1-5/8"	GW32 12x16
1"	1"	1-7/16x12	2.20	1-5/8"	GW32 16x16
1-1/4"	1-1/4"	1-11/16x12	2.51	1-7/8"	GW32 20x20

Bulk Hose
Vari-Crimp
Grip Crimp
Thermoplastic
Refrigerant
Reusable, Push-On Access.
Adapters
Fabrication Equipment
Cross Reference
Thread Identification

A
B
C
D
E
F
G
H
J
K

GW SERIES

Bite-to-the-Wire

100R12 Hydraulic No-Skive Couplings



Bite to the Wire Hose Ends for 100R12 Four Spiral (SP580, RC12, and DHEXR12), 100R2 Thin Cover (3/4" thru 2"), 2SN (3/4"-2"), and 100R4 (1-1/2" & 2").

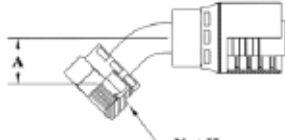
No skive required.

The GW Series Four Spiral Coupling is compatible with some fixed and virtually all adjustable spiral crimp machines on the market. Check crimp O.D. carefully.

Cross reference pages J8-J9.

Trivalent Zinc Plating

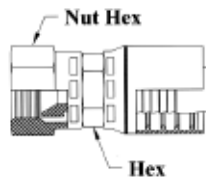
British Standard (BSPP) Female Swivel 45° Bend



Hose I.D.	BSPP Size	Thread Size	A Drop	Nut Hex	Part No.
3/4"	3/4"	G-3/4-14	1.31	1-1/4"	GW43 12x12

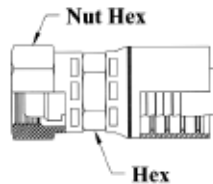
G. as part of thread size is ISO designation for parallel thread

Female 30° Flare (Komatsu)



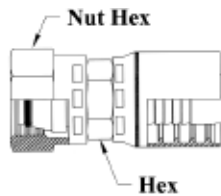
Hose I.D.	Thread Size	Hex Size	Nut Hex	Part No.
1/2"	M22x1.5	7/8"	1"	GW39-8x22
3/4"	M30x1.5	1-1/8"	1-3/8"	GW39-12x30
1"	M33x1.5	1-3/8"	1-1/2"	GW39-16x33

Female Swivel DIN Universal Seat (Light)



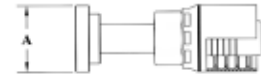
Hose I.D.	Tube Size	Thread Size	Hex Size	Nut Hex	Part No.
1/2"	15mm	M22x1.5	7/8"	1-1/16"	GW37-8x15
3/4"	22mm	M30x2.0	1-1/8"	1-1/2"	GW37-12x22
1"	28mm	M36x2.0	1-3/8"	1-7/8"	GW37-16x28

Female Swivel DIN 24° Seat (Heavy) (O-ring Included)



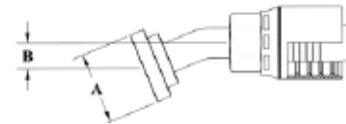
Hose I.D.	Tube Size	Thread Size	Hex Size	Nut Hex	Part No.
1/2"	16mm	M24x1.5	7/8"	1-1/8"	GW38-8x16
3/4"	25mm	M36x2.0	1-3/8"	1-7/8"	GW38-12x25
1"	30mm	M42x2.0	1-11/16"	2"	GW38-16x30

Split Flange (Code 61) Straight



Hose I.D.	Flange Size	A-Dia. Inches	Part No.
1/2"	1/2"	1.19	GW47 8x8
1/2"	3/4"	1.50	GW47 8x12
3/4"	3/4"	1.50	GW47 12x12
3/4"	1"	1.75	GW47 12x16
1"	1"	1.75	GW47 16x16
1"	1-1/4"	2.00	GW47 16x20
1-1/4"	1-1/4"	2.00	GW47 20x20
1-1/4"	1-1/2"	2.38	GW47 20x24
1-1/2"	1-1/2"	2.38	GW47 24x24
2"	2"	2.81	GW47 32x32

Split Flange (Code 61) 22 1/2° Bend



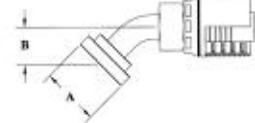
Hose I.D.	Flange Size	A-Dia. Inches	B Drop	Part No.
3/4"	3/4"	1.50	0.44	GW48 12x12
3/4"	1"	1.75	0.44	GW48 12x16
1"	1"	1.75	0.45	GW48 16x16
1"	1-1/4"	2.00	0.45	GW48 16x20
1-1/4"	1-1/4"	2.00	0.50	GW48 20x20

Split Flange (Code 61) 30° Bend



Hose I.D.	Flange Size	A-Dia. Inches	B Drop	Part No.
3/4"	3/4"	1.50	0.59	GW49 12x12
1"	1"	1.75	0.64	GW49 16x16
1-1/4"	1-1/4"	2.00	0.72	GW49 20x20

Split Flange (Code 61) 45° Bend



Hose I.D.	Flange Size	A-Dia. Inches	B Drop	Part No.
1/2"	1/2"	1.19	0.78	GW50 8x8
1/2"	3/4"	1.50	0.82	GW50 8x12
3/4"	3/4"	1.50	1.00	GW50 12x12
3/4"	1"	1.75	1.00	GW50 12x16
1"	1"	1.75	1.12	GW50 16x16
1"	1-1/4"	2.00	1.12	GW50 16x20
1-1/4"	1-1/4"	2.00	1.15	GW50 20x20
1-1/4"	1-1/2"	2.38	1.50	GW50 20x24
1-1/2"	1-1/2"	2.38	1.41	GW50 24x24
2"	2"	2.81	2.08	GW50 32x32

GW SERIES

Bite-to-the-Wire

100R12 Hydraulic No-Skive Couplings



Bite to the Wire Hose Ends for 100R12 Four Spiral (SP580, RC12, and DHEXR12), 100R2 Thin Cover (3/4" thru 2"), 2SN (3/4"-2"), and 100R4 (1-1/2" & 2").

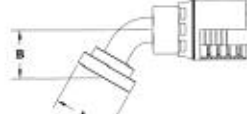
No skive required.

The GW Series Four Spiral Coupling is compatible with some fixed and virtually all adjustable spiral crimp machines on the market. Check crimp O.D. carefully.

Cross reference pages J8-J9.

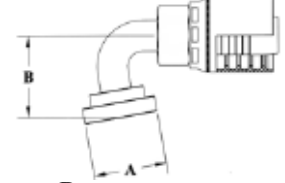
Trivalent Zinc Plating

**Split Flange (Code 61)
60° Bend**



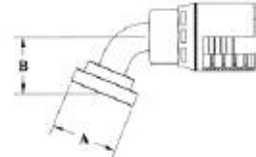
Hose I.D.	Flange Size	A-Dia. Inches	B Drop	Part No.
3/4"	3/4"	1.50	1.38	GW51 12x12
3/4"	1"	1.75	1.38	GW51 12x16
1"	1"	1.75	1.51	GW51 16x16
1"	1-1/4"	2.00	1.51	GW51 16x20
1-1/4"	1-1/4"	2.00	1.69	GW51 20x20

**Split Flange (Code 61)
100° Bend**



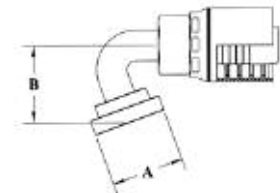
Hose I.D.	Flange Size	A-Dia. Inches	B Drop	Part No.
3/4"	3/4"	1.50	2.33	GW55 12x12
3/4"	1"	1.75	2.33	GW55 12x16

**Split Flange (Code 61)
67 1/2° Bend**



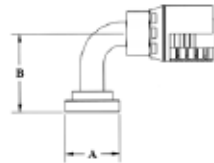
Hose I.D.	Flange Size	A-Dia. Inches	B Drop	Part No.
3/4"	3/4"	1.50	1.59	GW52 12x12
3/4"	1"	1.75	1.59	GW52 12x16
1"	1"	1.75	1.76	GW52 16x16
1"	1-1/4"	2.00	1.76	GW52 16x20
1-1/4"	1-1/4"	2.00	1.94	GW52 20x20

**Split Flange (Code 61)
110° Bend**



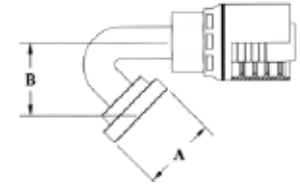
Hose I.D.	Flange Size	A-Dia. Inches	B Drop	Part No.
1"	1"	1.75	2.89	GW56 16x16
1-1/4"	1-1/4"	2.00	3.12	GW56 20x20

**Split Flange (Code 61)
90° Bend**



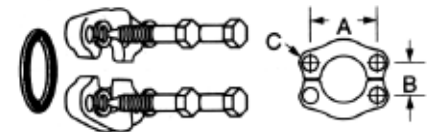
Hose I.D.	Flange Size	A-Dia. Inches	B Drop	Part No.
1/2"	1/2"	1.19	1.63	GW53 8x8
1/2"	3/4"	1.50	1.68	GW53 8x12
3/4"	3/4"	1.50	2.12	GW53 12x12
3/4"	1"	1.75	2.12	GW53 12x16
1"	1"	1.75	2.38	GW53 16x16
1"	1-1/4"	2.00	2.38	GW53 16x20
1-1/4"	1-1/4"	2.00	2.62	GW53 20x20
1-1/4"	1-1/2"	2.38	3.25	GW53 20x24
1-1/2"	1-1/2"	2.38	3.12	GW53 24x24
2"	2"	2.81	4.64	GW53 32x32

**Split Flange (Code 61)
135° Bend**



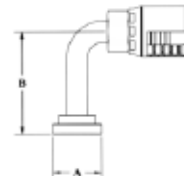
Hose I.D.	Flange Size	A-Dia. Inches	B Drop	Part No.
3/4"	3/4"	1.50	3.00	GW57 12x12

**Split Flange Kits
(Code 61)**



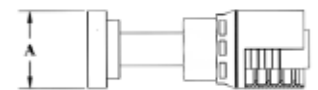
Flange Size	A	B	C	Complete Kit No.	O-Ring No.
1/2"	1.50	.69	11/32	SFK-8	8252
3/4"	1.88	.88	13/32	SFK-12	12252
1"	2.06	1.03	13/32	SFK-16	16252
1-1/4"	2.31	1.19	15/32	SFK-20	20252
1-1/2"	2.75	1.41	17/32	SFK-24	24252
2"	3.06	1.69	17/32	SFK-32	32252

**Split Flange (Code 61)
90° Bend Long Drop**



Hose I.D.	Flange Size	A-Dia. Inches	B Drop	Part No.
3/4"	3/4"	1.50	3.75	GW54 12x12
3/4"	1"	1.75	3.12	GW54 12x16
1"	1"	1.75	4.62	GW54 16x16
1-1/4"	1-1/4"	2.00	4.00	GW54 20x20

**Split Flange (Code 62)
Straight**



Hose I.D.	Flange Size	A-Dia. Inches	Part No.
3/4"	3/4"	1.62	GW60 12x12
3/4"	1"	1.88	GW60 12x16
1"	1"	1.88	GW60 16x16
1"	1-1/4"	2.12	GW60 16x20
1-1/4"	1-1/4"	2.12	GW60 20x20

GW SERIES

Bite-to-the-Wire

100R12 Hydraulic No-Skive Couplings



Bite to the Wire Hose Ends for 100R12 Four Spiral (SP580, RC12, and DHEXR12), 100R2 Thin Cover (3/4" thru 2"), 2SN (3/4"-2"), and 100R4 (1-1/2" & 2").

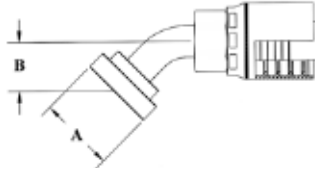
No skive required.

The GW Series Four Spiral Coupling is compatible with some fixed and virtually all adjustable spiral crimp machines on the market. Check crimp O.D. carefully.

Cross reference pages J8-J9.

Trivalent Zinc Plating

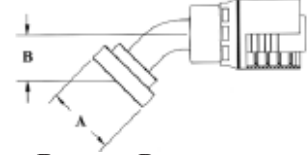
Split Flange (Code 62) 45° Bend



Hose I.D.	Flange Size	A-Dia. Inches	B Drop	Part No.
3/4"	3/4"	1.62	1.27	GW61 12x12
3/4"	1"	1.88	1.29	GW61 12x16
1"	1"	1.88	1.34	GW61 16x16
1-1/4"	1-1/4"	2.12	1.68	GW61 20x20

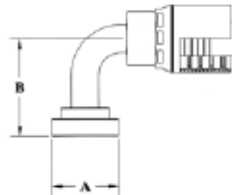
Extra Heavy Duty Split Flange 45° Bend

For use on Caterpillar® Equipment.



Hose I.D.	Flange Size	A-Dia. Inches	B Drop	Part No.
3/4"	3/4"	1.62	1.25	GW81 12x12
1"	1"	1.88	1.40	GW81 16x16
1-1/4"	1-1/4"	2.12	1.50	GW81 20x20

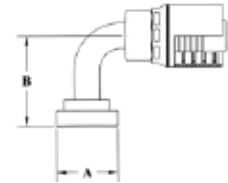
Split Flange (Code 62) 90° Bend



Hose I.D.	Flange Size	A-Dia. Inches	B Drop	Part No.
3/4"	3/4"	1.62	2.41	GW62 12x12
3/4"	1"	1.88	2.70	GW62 12x16
1"	1"	1.88	2.75	GW62 16x16
1"	1-1/4"	2.12	2.90	GW62 16x20
1-1/4"	1-1/4"	2.12	3.24	GW62 20x20

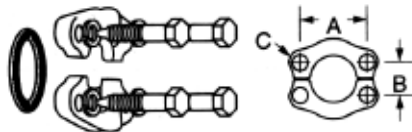
Extra Heavy Duty Split Flange 90° Bend

For use on Caterpillar® Equipment.



Hose I.D.	Flange Size	A-Dia. Inches	B Drop	Part No.
3/4"	3/4"	1.62	2.50	GW82 12x12
1"	1"	1.88	3.00	GW82 16x16
1-1/4"	1-1/4"	2.12	3.38	GW82 20x20

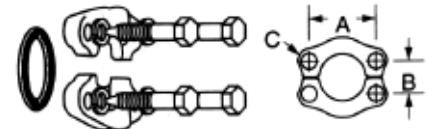
Split Flange Kits (Code 62)



Flange Size	A	B	C	Complete Kit No.	O-Ring No.
3/4"	2.00	.94	13/32	SFK62-12	12252
1"	2.25	1.09	15/32	SFK62-16	16252
1-1/4"	2.63	1.25	17/32	SFK62-20	20252
1-1/2"	3.12	1.44	21/32	SFK62-24	24252
2"	3.81	1.75	25/32	SFK62-32	32252

Split Flange Kits (Extra Heavy)

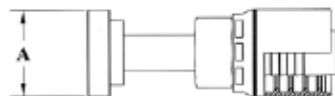
For use on Caterpillar® Equipment.



Flange Size	A	B	C	Complete Kit No.	D-Ring No.
3/4"	2.00	.94	13/32	SFKHD-12	D12
1"	2.25	1.09	15/32	SFKHD-16	D16
1-1/4"	2.63	1.25	17/32	SFKHD-20	D20

Extra Heavy Duty Split Flange Straight

For use on Caterpillar® Equipment.



Hose I.D.	Flange Size	A-Dia. Inches	Part No.
3/4"	3/4"	1.62	GW80 12x12
1"	1"	1.88	GW80 16x16
1-1/4"	1-1/4"	2.12	GW80 20x20

GWSeries No Skive 100R12 Crimp Chart

Hose Type	Hose ID	Crimp OD
100R12 (SP580, RC12B, & DHEXR12)	1/2"	1.150
	3/4"	1.406
	1"	1.705
	1-1/4"	2.035
	1-1/2"	2.285
100R2AT (57MB-2 & 56MB-2) 2SN (2SN)	2"	2.895
	3/4"	1.406
	1"	1.705
Dura-Hyd R17 (DH17)	1-1/4"	2.035
	1-1/2"	2.270
	2"	2.890
100R4 (104MB)	1"	1.655
	1-1/2"	2.285
100R4 (104MB)	2"	2.895

Vari-Crimp®

100R12 Four Spiral Hydraulic Couplings



Hydraulic Hose ends for 100R12 Four Spiral (SP580), 1-1/2" & 2" 100R2 thin cover (57MB-2). Skive required. The Vari-Crimp 4 Spiral Coupling is compatible with virtually all spiral crimp machines on the market. Check crimp O.D. carefully.
Skive Required! **Yellow Dichromate finish.**

NPTF Male Solid

Hose I.D.	Pipe Size	Thread Size	Hex Size	Part No.
1/2"	1/2"	1/2-14	1"	4H08-E108
3/4"	3/4"	3/4-14	1-1/4"	4H12-E112
1"	1"	1-11-1/2	1-1/2"	4H16-E116
1-1/4"	1-1/4"	1-1/4-11 1/2	1-11/16"	4H20-E120
1-1/2"	1-1/2"	1 1/2-11 1/2	2-1/8"	4H24-E124
2"	2"	2-11 1/2	2-3/4"	4H32-E132

Split Flange (Code 61) 45° Bend

Hose I.D.	Flange Size	A-Dia. Inches	B Drop	Part No.
1/2"	1/2"	1.19	.78	4H08-EG41
3/4"	3/4"	1.50	1.00	4H12-EG42
3/4"	1"	1.75	1.00	4H12-EG46
1"	1"	1.75	1.12	4H16-EG46
1"	1-1/4"	2.00	1.12	4H16-EG50
1-1/4"	1-1/4"	2.00	1.15	4H20-EG50
1-1/2"	1-1/2"	2.38	1.41	4H24-EG54
2"	2"	2.81	2.08	4H32-EG62

45° Bend O-Ring Face Seal (ORF) Swivel Female

Hose I.D.	Tube O.D.	Thread Size	A Drop	Nut Hex	Part No.
3/4"	3/4"	1-3/16x12	.84	1-3/8"	4H12-EL72
1"	1"	1-7/16x12	.95	1-5/8"	4H16-EL76
1-1/4"	1-1/4"	1-11/16x12	1.07	1-7/8"	4H20-EL80

Female JIC 37° Swivel

Hose I.D.	Tube O.D.	Thread Size	Hex Size	Nut Hex	Part No.
1/2"	1/2"	3/4x16	1"	7/8"	4H08-E608
1/2"	5/8"	7/8x14	1"	1"	4H08-E610
3/4"	3/4"	1-1/16x12	1-1/8"	1-1/4"	4H12-E612
3/4"	1"	1-5/16x12	1-1/4"	1-1/2"	4H12-E616
1"	1"	1-5/16x12	1-1/2"	1-1/2"	4H16-E616
1-1/4"	1-1/4"	1-5/8x12	1-11/16"	2"	4H20-E620
1-1/2"	1-1/2"	1-7/8x12	2-1/8"	2-1/4"	4H24-E624
2"	2"	2-1/2x12	2-3/4"	2-7/8"	4H32-E632

Split Flange (Code 61) 90° Bend

Hose I.D.	Flange Size	A-Dia. Inches	B Drop	Part No.
1/2"	1/2"	1.19	1.62	4H08-EG71
3/4"	3/4"	1.50	2.12	4H12-EG72
1"	1"	1.75	2.38	4H16-EG76
1"	1-1/4"	2.00	2.38	4H16-EG80
1-1/4"	1-1/4"	2.00	2.62	4H20-EG80
1-1/2"	1-1/2"	2.38	3.12	4H24-EG84
2"	2"	2.81	4.64	4H32-EG92

90° Bend O-Ring Face Seal (ORF) Swivel Female

Hose I.D.	Tube O.D.	Thread Size	A Drop	Nut Hex	Part No.
3/4"	3/4"	1-3/16x12	1.88	1-3/8"	4H12-EA32
1"	1"	1-7/16x12	2.33	1-5/8"	4H16-EA36
1-1/4"	1-1/4"	1-11/16x12	2.51	1-7/8"	4H20-EA40

Male JIC 37° Solid

Hose I.D.	Tube O.D.	Thread Size	Hex Size	Part No.
3/4"	3/4"	1-1/16x12	1-1/8"	4H12-E512
1"	1"	1-5/16x12	1-1/2"	4H16-E516
1-1/4"	1-1/4"	1-5/8x12	1-11/16"	4H20-E520

Split Flange Kits (Code 61)

Flange Size	A	B	C	Complete Kit No.	O-Ring No.
1/2"	1.50	.69	11/32	SFK-8	8252
3/4"	1.88	.88	13/32	SFK-12	12252
1"	2.06	1.03	13/32	SFK-16	16252
1-1/4"	2.31	1.19	15/32	SFK-20	20252
1-1/2"	2.75	1.41	17/32	SFK-24	24252
2"	3.06	1.69	17/32	SFK-32	32252

"O" Ring For ORF Seal Couplings

Thread Size	Tube O.D.	Part No.
1-3/16x12	3/4"	4629x12
1-7/16x12	1"	4629x16
1-11/16x12	1-1/4"	4629x20

90° Bend JIC 37° Swivel Female

Hose I.D.	Tube O.D.	Thread Size	A Drop	Nut Hex	Part No.
1"	1"	1-5/16x12	2.62	1-1/2"	4H16-E676
1-1/4"	1-1/4"	1-5/8x12	3.31	2"	4H20-E677

Straight O-Ring Face Seal (ORF) Swivel Female

Hose I.D.	Tube O.D.	Thread Size	Nut Hex	Part No.
1"	1"	1-7/16x12	1-5/8"	4H16-ES76
1-1/4"	1-1/4"	1-11/16x12	1-7/8"	4H20-ES80

- SKIVING METHOD.**
1. Set skive tool cutting heads for proper skive length and thickness of hose cover (thickness may vary by manufacturer).
 2. Clamp hose in vise taking care not to damage hose.
 3. Lubricate hose I.D. and skive tool mandrel.
 4. Align mandrel with hose I.D. and apply pressure to start mandrel into hose.
 5. Rotate skiving tool clockwise as cutting head contacts hose. The cutting head will remove the hose cover and maintain proper skive length when bottomed against hose.
 6. Slowly pull tool from hose.
 7. Carefully wire brush skived area to remove any remaining cover.
 8. Clean rubber remnants from hose I.D.

Split Flange (Code 61) Straight

Hose I.D.	Flange Size	A-Dia. Inches	Part No.
1/2"	1/2"	1.19	4H08-EG08
3/4"	1"	1.75	4H12-EG16
1"	1"	1.75	4H16-EG16
1-1/4"	1-1/4"	2.00	4H20-EG20
1-1/2"	1-1/2"	2.38	4H24-EG24
2"	2"	2.81	4H32-EG32

Hose Type	Hose I.D.	Skive Length	Crimp O.D.
100R12	1/2"	1-3/8"	.950
100R12	3/4"	1-11/16"	1.255
100R12	1"	1-15/16"	1.550
100R12	1-1/4"	2-1/8"	1.860
100R12	1-1/2"	2-1/4"	2.120
100R12	2"	2-9/16"	2.690
100R2AT	1-1/2"	2-1/4"	2.120
100R2AT	2"	2-9/16"	2.690

Skive tools available on Page H2

Bulk Hose
Vari-Crimp
Grip Crimp
Thermoplastic
Refrigerant
Reusable, Push-on, Access.
Adapters
Fabrication Equipment
Cross Reference
Thread Identification

A
B
C
D
E
F
G
H
J
K

SX SERIES

100R13 SKIVE

HYDRAULIC COUPLINGS



Skive Type Hose Ends for 100R13 Four and Six Spiral Hose (RC13 & DHEXR13) 3/4" thru 2".

The SX Series Spiral Coupling is compatible with some fixed and virtually all adjustable spiral crimp machines on the market. Check crimp O.D. carefully.
Cross reference page J8.

Trivalent Zinc Plating

NPTF Male Solid

Hex

Hose I.D.	Pipe Size	Thread Size	Hex Size	Part No.
3/4"	3/4"	3/4-14	1-1/8"	SX01 12x12
1"	1"	1-11 1/2	1-3/8"	SX01 16x16
1-1/4"	1-1/4"	1 1/4-11 1/2	1-11/16"	SX01 20x20
1-1/2"	1-1/2"	1 1/2-11 1/2	2"	SX01 24x24
2"	2"	2-11 1/2	2-1/2"	SX01 32x32

Straight O-Ring Face Seal (ORF) Swivel Female

Nut Hex

Hose I.D.	Tube Size	Thread Size	Nut Hex	Part No.
3/4"	3/4"	1-3/16x12	1-3/8"	SX30 12x12
1"	1"	1-7/16x12	1-5/8"	SX30 16x16
1-1/4"	1-1/4"	1-11/16x12	1-7/8"	SX30 20x20

Female JIC 37° Swivel

Nut Hex
Hex

Hose I.D.	Tube Size	Thread Size	Hex Size	Nut Hex	Part No.
3/4"	3/4"	1-1/16x12	1-1/8"	1-1/4"	SX09 12x12
3/4"	1"	1-5/16x12	1-3/8"	1-1/2"	SX09 12x16
1"	1"	1-5/16x12	1-3/8"	1-1/2"	SX09 16x16
1-1/4"	1-1/4"	1-5/8x12	1-11/16"	2"	SX09 20x20
1-1/2"	1-1/2"	1-7/8x12	2"	2-1/4"	SX09 24x24
2"	2"	2-1/2x12	2-1/2"	2-7/8"	SX09 32x32

90° Bend O-Ring Face Seal (ORF) Swivel Female

Nut Hex
A

Hose I.D.	Tube Size	Thread Size	A Drop	Nut Hex	Part No.
3/4"	3/4"	1-3/16x12	1.90	1-3/8"	SX32 12x12
1"	1"	1-7/16x12	2.50	1-5/8"	SX32 16x16
1-1/4"	1-1/4"	1-11/16x12	2.80	1-7/8"	SX32 20x20

45° Bend JIC 37° Swivel Female

Nut Hex
A

Hose I.D.	Tube Size	Thread Size	A Drop	Nut Hex	Part No.
3/4"	3/4"	1-1/16x12	1.50	1-1/4"	SX25 12x12
1"	1"	1-5/16x12	1.75	1-1/2"	SX25 16x16

Split Flange (Code 61) Straight

A

Hose I.D.	Flange Size	A-Dia. Inches	Part No.
3/4"	3/4"	1.50	SX47 12x12
1"	1"	1.75	SX47 16x16
1-1/4"	1-1/4"	2.00	SX47 20x20
1-1/2"	1-1/2"	2.38	SX47 24x24
2"	2"	2.81	SX47 32x32

90° Bend JIC 37° Swivel Female

Nut Hex
A

Hose I.D.	Tube Size	Thread Size	A Drop	Nut Hex	Part No.
3/4"	3/4"	1-1/16x12	2.38	1-1/4"	SX26 12x12
1"	1"	1-5/16x12	2.75	1-1/2"	SX26 16x16
1-1/4"	1-1/4"	1-5/8x12	3.40	2"	SX26 20x20

Split Flange (Code 61) 45° Bend

B

Hose I.D.	Flange Size	A-Dia. Inches	B Drop	Part No.
3/4"	3/4"	1.50	1.25	SX50 12x12
1"	1"	1.75	1.30	SX50 16x16
1-1/4"	1-1/4"	2.00	1.50	SX50 20x20
1-1/2"	1-1/2"	2.38	1.75	SX50 24x24
2"	2"	2.81	2.25	SX50 32x32

SX SERIES

100R13 SKIVE

HYDRAULIC COUPLINGS

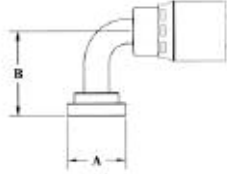


Skive Type Hose Ends for 100R13 Four and Six Spiral Hose (RC13 & DHEXR13) 3/4" thru 2".

The SX Series Spiral Coupling is compatible with some fixed and virtually all adjustable spiral crimp machines on the market. Check crimp O.D. carefully.
Cross reference page J8.

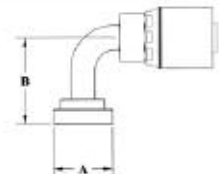
Trivalent Zinc Plating

Split Flange (Code 61) 90° Bend



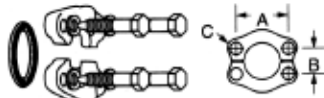
Hose I.D.	Flange Size	A-Dia. Inches	B Drop	Part No.
3/4"	3/4"	1.50	2.38	SX53 12x12
1"	1"	1.75	2.75	SX53 16x16
1-1/4"	1-1/4"	2.00	2.88	SX53 20x20
1-1/2"	1-1/2"	2.38	4.00	SX53 24x24
2"	2"	2.81	5.40	SX53 32x32

Split Flange (Code 62) 90° Bend



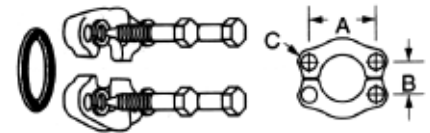
Hose I.D.	Flange Size	A-Dia. Inches	B Drop	Part No.
3/4"	3/4"	1.62	2.50	SX62 12x12
3/4"	1"	1.88	2.50	SX62 12x16
1"	1"	1.88	2.75	SX62 16x16
1"	1-1/4"	2.12	2.88	SX62 16x20
1-1/4"	1-1/4"	2.12	3.25	SX62 20x20
1-1/2"	1-1/2"	2.50	3.75	SX62 24x24
2"	2"	3.12	5.38	SX62 32x32

Split Flange Kits (Code 61)



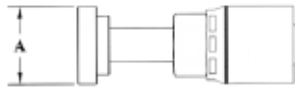
Flange Size	A	B	C	Complete Kit No.	O-Ring No.
3/4"	1.88	.88	13/32	SFK-12	12252
1"	2.06	1.03	13/32	SFK-16	16252
1-1/4"	2.31	1.19	15/32	SFK-20	20252
1-1/2"	2.75	1.41	17/32	SFK-24	24252
2"	3.06	1.69	17/32	SFK-32	32252

Split Flange Kits (Code 62)



Flange Size	A	B	C	Complete Kit No.	O-Ring No.
3/4"	2.00	.94	13/32	SFK62-12	12252
1"	2.25	1.09	15/32	SFK62-16	16252
1-1/4"	2.63	1.25	17/32	SFK62-20	20252
1-1/2"	3.12	1.44	21/32	SFK62-24	24252
2"	3.81	1.75	25/32	SFK62-32	32252

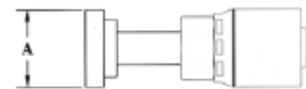
Split Flange (Code 62) Straight



Hose I.D.	Flange Size	A-Dia. Inches	Part No.
3/4"	3/4"	1.62	SX60 12x12
3/4"	1"	1.88	SX60 12x16
1"	1"	1.88	SX60 16x16
1"	1-1/4"	2.12	SX60 16x20
1-1/4"	1-1/4"	2.12	SX60 20x20
1-1/2"	1-1/2"	2.50	SX60 24x24
2"	2"	3.12	SX60 32x32

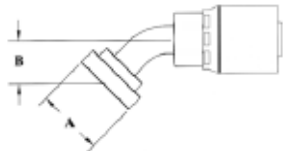
Extra Heavy Duty Split Flange Straight

For use on Caterpillar® Equipment.



Hose I.D.	Flange Size	A-Dia. Inches	Part No.
3/4"	3/4"	1.62	SX80 12x12
1"	1"	1.88	SX80 16x16
1-1/4"	1-1/4"	2.12	SX80 20x20
1-1/2"	1-1/2"	2.50	SX80 24x24

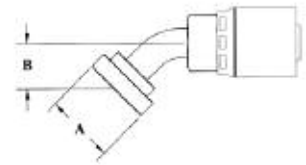
Split Flange (Code 62) 45° Bend



Hose I.D.	Flange Size	A-Dia. Inches	B Drop	Part No.
3/4"	3/4"	1.62	1.25	SX61 12x12
3/4"	1"	1.88	1.38	SX61 12x16
1"	1"	1.88	1.38	SX61 16x16
1"	1-1/4"	2.12	1.38	SX61 16x20
1-1/4"	1-1/4"	2.12	1.50	SX61 20x20
1-1/2"	1-1/2"	2.50	1.70	SX61 24x24
2"	2"	3.12	2.25	SX61 32x32

Extra Heavy Duty Split Flange 45° Bend

For use on Caterpillar® Equipment.



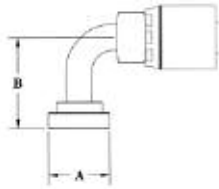
Hose I.D.	Flange Size	A-Dia. Inches	B Drop	Part No.
3/4"	3/4"	1.62	1.25	SX81 12x12
1"	1"	1.88	1.40	SX81 16x16
1-1/4"	1-1/4"	2.12	1.50	SX81 20x20
1-1/2"	1-1/2"	2.50	1.75	SX81 24x24

SX SERIES

100R13 SKIVE HYDRAULIC COUPLINGS



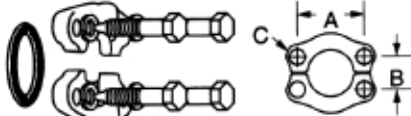
Extra Heavy Duty
Split Flange 90° Bend
For use on Caterpillar® Equipment.



Hose I.D.	Flange Size	A-Dia. Inches	B Drop	Part No.
3/4"	3/4"	1.62	2.50	SX82 12x12
1"	1"	1.88	3.00	SX82 16x16
1-1/4"	1-1/4"	2.12	3.38	SX82 20x20
1-1/2"	1-1/2"	2.50	4.00	SX82 24x24

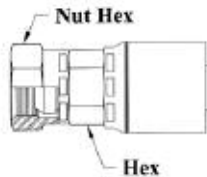
Split Flange Kits (Extra Heavy)

For use on Caterpillar® Equipment.



Flange Size	A	B	C	Complete Kit No.	D-Ring No.
3/4"	2.00	.94	13/32	SFKHD-12	D12
1"	2.25	1.09	15/32	SFKHD-16	D16
1-1/4"	2.63	1.25	17/32	SFKHD-20	D20
1-1/2"	3.12	1.44	21/32	SFKHD-24	D24
2"	3.81	1.75	25/32	SFKHD-32	D32

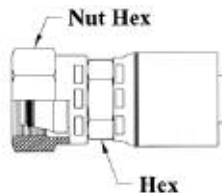
British Standard (BSPP) Female Swivel



Hose I.D.	BSPP Size	Thread Size	Hex Size	Nut Hex	Part No.
3/4"	3/4"	G-3/4-14	1-1/8"	1-1/4"	SX10 12x12
1"	1"	G-1-11	1-3/8"	1-1/2"	SX10 16x16

Female Swivel DIN 24° Seat (Heavy)

(O-Ring Included)



Hose I.D.	Tube Size	Thread Size	Hex Size	Nut Hex	Part No.
3/4"	25mm	M36x2.0	1-3/8"	1-7/8"	SX38-12x25
1"	30mm	M42x2.0	1-11/16"	2"	SX38-16x30

SX Series Skive 100R13 Crimp Chart

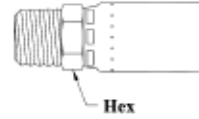
Hose Type	Hose ID	Crimp OD	Skive Length
100R13	3/4"	1.250	1-13/16"
100R13	1"	1.560	2-1/8"
100R13	1-1/4"	2.025	2-7/8"
100R13	1-1/2"	2.365	3-1/8"
100R13	2"	2.975	3-3/8"

Skive tools available on Page H2

R5 SERIES COUPLINGS

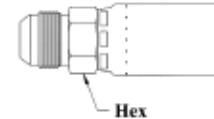


NPTF Male Solid



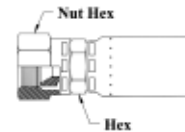
Hose I.D.	Pipe Size	Thread Size	Hex Size	Part No.
3/16"	1/8"	1/8-27	9/16"	R501 4X2
3/16"	1/4"	1/4-18	9/16"	R501 4X4
1/4"	1/4"	1/4-18	9/16"	R501 5X4
5/16"	1/4"	1/4-18	11/16"	R501 6X4
5/16"	3/8"	3/8-18	11/16"	R501 6X6
13/32"	3/8"	3/8-18	3/4"	R501 8X6
13/32"	1/2"	1/2-14	7/8"	R501 8X8
1/2"	1/2"	1/2-14	7/8"	R501 10X8
5/8"	3/4"	3/4-14	1-1/16"	R501 12X12
7/8"	1"	1-11 1/2	1-3/8"	R501 16X16
1-1/8"	1-1/4"	1 1/4-11 1/2	1-11/16"	R501 20X20
1-3/8"	1-1/2"	1 1/2-11 1/2	2"	R501 24x24
1-13/16"	2"	2 11-1/2	2-1/2"	R501 32x32

Male JIC 37° Solid



Hose I.D.	Thread Size	Tube O.D.	Hex Size	Part No.
3/16"	7/16x20	1/4"	9/16"	R508 4X4
1/4"	1/2x20	5/16"	9/16"	R508 5X5
5/16"	9/16x18	3/8"	5/8"	R508 6X6
13/32"	3/4x16	1/2"	7/8"	R508 8X8
1/2"	7/8x14	5/8"	15/16"	R508 10X10
5/8"	1-1/16x12	3/4"	1-1/8"	R508 12X12
7/8"	1-5/16x12	1"	1-3/8"	R508 16X16

Female JIC 37° Swivel



Hose I.D.	Tube Size	Thread Size	Hex Size	Nut Hex	Part No.
3/16"	1/4"	7/16x20	9/16"	9/16"	R509 4X4
1/4"	5/16"	1/2x20	9/16"	5/8"	R509 5X5
5/16"	3/8"	9/16x18	11/16"	11/16"	R509 6X6
5/16"	1/2"	3/4x16	3/4"	7/8"	R509 6X8
13/32"	1/2"	3/4x16	3/4"	7/8"	R509 8X8
1/2"	1/2"	3/4x16	7/8"	7/8"	R509 10X8
1/2"	5/8"	7/8x14	7/8"	1"	R509 10X10
5/8"	3/4"	1-1/16x12	1"	1-1/4"	R509 12X12
7/8"	1"	1-5/16x12	1-1/4"	1-1/2"	R509 16X16
1-1/8"	1-1/4"	1-5/8x12	1-5/8"	2"	R509 20X20
1-3/8"	1-1/2"	1-7/8x12	2"	2-1/4"	R509 24x24
1-13/16"	2"	2-1/2x12	2-1/2"	2-7/8"	R509 32x32

R5 SERIES COUPLINGS

Hydraulic Hose ends for 100R5 textile cover hose(58 MBA & HTR5 Hi-Temp R5) The R5 Series Couplings are compatible with virtually all Crimp Machines and can be crimped with a standard straight crimp or bubble crimp.

Cross reference page J10.

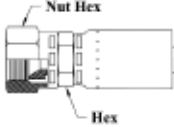
Minimum Order Quantities:

10 pcs for 3/16"-5/8" and
5 pcs for 7/8" and 1-1/8"

Trivalent Zinc Plating

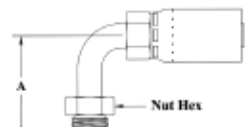


Female SAE 45° Swivel



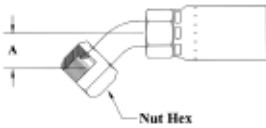
Hose I.D.	Tube Size	Thread Size	Hex Size	Nut Hex	Part No.
5/16"	3/8"	5/8x18	11/16"	3/4"	R507 6X6
5/8"	3/4"	1-1/16x14	1"	1-1/4"	R507 12X12

90° Bend Inverted Flare



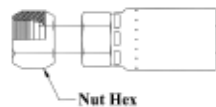
Hose I.D.	Thread Size	Tube O.D.	A-Drop Inches	Nut Hex	Part No.
3/16"	7/16x24	1/4"	1.23	7/16"	R520 4x4
1/4"	1/2x20	5/16"	1.38	1/2"	R520 5x5
5/16"	5/8x18	3/8"	1.63	5/8"	R520 6x6
13/32"	3/4x18	1/2"	2.20	3/4"	R520 8x8

45° Bend JIC/SAE Dual Seat Swivel Female



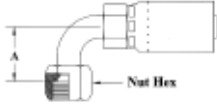
Hose I.D.	Tube Size	Thread Size	A-Drop Inches	Nut Hex	Part No.
3/16"	1/4"	7/16x20	0.47	9/16"	R525 4X4
1/4"	5/16"	1/2x20	0.53	5/8"	R525 5X5
5/16"	3/8"	9/16x18	0.59	11/16"	R525 6X6*
13/32"	1/2"	3/4x16	0.71	7/8"	R525 8X8
1/2"	5/8"	7/8x14	0.68	1"	R525 10X10
5/8"	3/4"	1-1/16x12	1.12	1-1/4"	R525 12X12*

Straight O-Ring Face Seal (ORF) Swivel Female



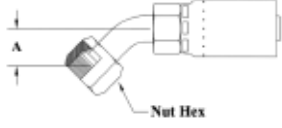
Hose I.D.	Thread Size	Tube O.D.	Nut Hex	Part No.
3/16"	9/16x18	1/4"	11/16"	R530 4X4
5/16"	11/16x16	3/8"	13/16"	R530 6X6
13/32"	13/16x16	1/2"	15/16"	R530 8X8
5/8"	1-3/16x12	3/4"	1-3/8"	R530 12X12

90° Bend JIC/SAE Dual Seat Swivel Female



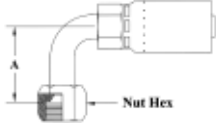
Hose I.D.	Tube Size	Thread Size	A-Drop Inches	Nut Hex	Part No.
3/16"	1/4"	7/16x20	0.81	9/16"	R526 4X4
1/4"	5/16"	1/2x20	0.83	5/8"	R526 5X5
5/16"	3/8"	9/16x18	0.91	11/16"	R526 6X6*
13/32"	1/2"	3/4x16	1.15	7/8"	R526 8X8
1/2"	5/8"	7/8x14	1.23	1"	R526 10X10
5/8"	3/4"	1-1/16x12	1.88	1-1/4"	R526 12X12*

45° Bend O-Ring Face Seal (ORF) Swivel Female



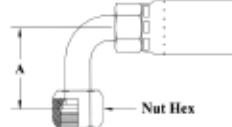
Hose I.D.	Thread Size	Tube O.D.	A-Drop Inches	Nut Hex	Part No.
3/16"	9/16x18	1/4"	.41	11/16"	R531 4X4
5/16"	11/16x16	3/8"	.43	13/16"	R531 6X6
13/32"	13/16x16	1/2"	.60	15/16"	R531 8X8

90° Bend SAE Swivel Female




Hose I.D.	Tube Size	Thread Size	A-Drop Inches	Nut Hex	Part No.
5/16"	3/8"	5/8x18	0.910	3/4"	R523 6X6

90° Bend O-Ring Face Seal (ORF) Swivel Female



Hose I.D.	Thread Size	Tube O.D.	A-Drop Inches	Nut Hex	Part No.
3/16"	9/16x18	1/4"	0.78	11/16"	R532 4X4
5/16"	11/16x16	3/8"	0.90	13/16"	R532 6X6
13/32"	13/16x16	1/2"	1.15	15/16"	R532 8X8
5/8"	1-3/16x12	3/4"	1.88	1-3/8"	R532 12X12

Straight Inverted Flare



Hose I.D.	Thread Size	Tube O.D.	Nut Hex	Part No.
3/16"	7/16x24	1/4"	7/16"	R518 4x4
1/4"	1/2x20	5/16"	1/2"	R518 5x5
5/16"	5/8x18	3/8"	5/8"	R518 6x6
13/32"	3/4x18	1/2"	3/4"	R518 8x8

R5 SERIES CRIMP DIAMETER CHART

Dash Size	I.D.	Straight	Bubble
		Crimp O.D.	Crimp O.D.
-4	3/16"	0.565	0.525
-5	1/4"	0.620	0.585
-6	5/16"	0.710	0.680
-8	13/32"	0.795	0.765
-10	1/2"	0.910	0.910
-12	5/8"	1.100	1.080
-16	7/8"	1.265	1.275
-20	1-1/8"	1.535	1.520
-24	1-3/8"	1.750	1.730
-32	1-13/16"	2.200	

*JIC Seat & Thread Only

Bulk Hose

A

Vari-Crimp

B

Grid Crimp

C

Thermoplastic

D

Refrigerant

E

Reusable, Push-on Access.

F

Adapters

G

Fabrication Equipment

H

Cross Reference

J

Thread Identification

K

T Series Crimp Couplings

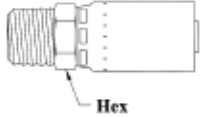


Hydraulic Hose ends for 100R14 PTFE Hose (TR14), 100R7 Reduced OD Hose (1/4" - 3/8" RD7, RD7NC, RD7TL, & RD7TLNC), and Standard 100R7 (1/2" - 1" H7, H7NC, H7TL, & H7TLNC) The T Series Couplings are compatible with virtually all Crimp Machines and can be crimped with a standard straight crimp or bubble crimp. Cross reference page J10.

Minimum Order Quantities:

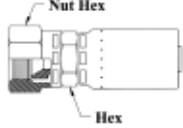
**10 pcs for 3/16" - 1/2" and
5 pcs for 3/4" and 1"
Trivalent Zinc Plating**

NPTF Male Solid



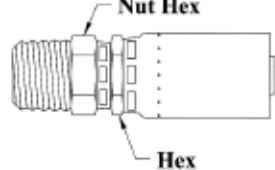
Hose I.D.	Pipe Size	Thread Size	Hex Size	Part No.
3/16"	1/8"	1/8-27	1/2"	T01 3X2
3/16"	1/4"	1/4-18	9/16"	T01 3X4
1/4"	1/8"	1/8-27	1/2"	T01 4X2
1/4"	1/4"	1/4-18	9/16"	T01 4X4
1/4"	3/8"	3/8-18	11/16"	T01 4X6
5/16"	1/4"	1/4-18	9/16"	T01 5X4
5/16"	3/8"	3/8-18	11/16"	T01 5X6
3/8"	1/4"	1/4-18	9/16"	T01 6X4
3/8"	3/8"	3/8-18	11/16"	T01 6X6
3/8"	1/2"	1/2-14	7/8"	T01 6X8
1/2"	3/8"	3/8-18	3/4"	T01 8X6
1/2"	1/2"	1/2-14	7/8"	T01 8X8
3/4"	3/4"	3/4-14	1-1/16"	T01 12X12
1"	1"	1-11 1/2	1-3/8"	T01 16X16

Female JIC 37° Swivel



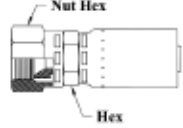
Hose I.D.	Tube Size	Thread Size	Hex Size	Nut Hex	Part No.
3/16"	1/4"	7/16x20	1/2"	9/16"	T09 3X4
1/4"	1/4"	7/16x20	1/2"	9/16"	T09 4X4
1/4"	5/16"	1/2x20	1/2"	5/8"	T09 4X5
1/4"	3/8"	9/16x18	9/16"	11/16"	T09 4X6
5/16"	5/16"	1/2x20	1/2"	5/8"	T09 5X5
5/16"	3/8"	9/16x18	9/16"	11/16"	T09 5X6
3/8"	3/8"	9/16x18	9/16"	11/16"	T09 6X6
3/8"	1/2"	3/4x16	3/4"	7/8"	T09 6X8
1/2"	1/2"	3/4x16	3/4"	7/8"	T09 8X8
1/2"	5/8"	7/8x14	7/8"	1"	T09 8X10
3/4"	3/4"	1-1/16x12	1"	1-1/4"	T09 12X12
1"	1"	1-5/16x12	1-1/4"	1-1/2"	T09 16X16

NPTF Swivel Male *



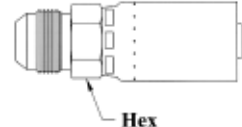
Hose I.D.	Pipe Size	Thread Size	Hex Size	Nut Hex	Part No.
1/4"	1/4"	1/4-18	9/16"	5/8"	T04 4X4
5/16"	1/4"	1/4-18	11/16"	3/4"	T04 5X4
3/8"	3/8"	3/8-18	11/16"	3/4"	T04 6X6
1/2"	1/2"	1/2-14	3/4"	7/8"	T04 8X8

Female SAE 45° Swivel



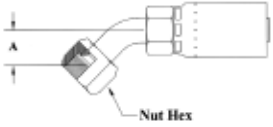
Hose I.D.	Tube Size	Thread Size	Hex Size	Nut Hex	Part No.
5/16"	3/8"	5/8x18	9/16"	3/4"	T07 5X6
3/8"	3/8"	5/8x18	9/16"	3/4"	T07 6X6

Male JIC 37° Solid



Hose I.D.	Thread Size	Tube O.D.	Hex Size	Part No.
1/4"	7/16x20	1/4"	1/2"	T08 4X4
1/4"	9/16x18	3/8"	5/8"	T08 4X6
5/16"	1/2x20	5/16"	9/16"	T08 5X5
3/8"	9/16x18	3/8"	5/8"	T08 6X6
3/8"	3/4x16	1/2"	13/16"	T08 6X8
1/2"	3/4x16	1/2"	13/16"	T08 8X8
1/2"	7/8x14	5/8"	15/16"	T08 8X10
3/4"	1-1/16x12	3/4"	1-1/8"	T08 12X12
1"	1-5/16x12	1"	1-3/8"	T08 16X16

45° Bend JIC/SAE Dual Seat Swivel Female



Hose I.D.	Tube Size	Thread Size	A-Drop Inches	Nut Hex	Part No.
1/4"	1/4"	7/16x20	0.47	9/16"	T25 4X4
5/16"	3/8"	9/16x18	0.59	11/16"	T25 5X6*
3/8"	3/8"	9/16x18	0.59	11/16"	T25 6X6*
1/2"	1/2"	3/4x16	0.71	7/8"	T25 8X8
1/2"	5/8"	7/8x14	0.84	1"	T25 8X10
3/4"	3/4"	1-1/16x12	1.12	1-1/4"	T25 12X12*
1"	1"	1-5/16x12	1.15	1-1/2"	T25 16X16*

*JIC Seat & Thread Only

T Series Crimp Couplings



Hydraulic Hose ends for 100R14 PTFE Hose (TR14), 100R7 Reduced OD Hose (1/4" - 3/8" RD7, RD7NC, RD7TL, & RD7TLNC), and Standard 100R7 (1/2" - 1" H7, H7NC, H7TL, & H7TLNC) The T Series Couplings are compatible with virtually all Crimp Machines and can be crimped with a standard straight crimp or bubble crimp. Cross reference page J10.

Minimum Order Quantities:
10 pcs for 3/16" - 1/2" and
5 pcs for 3/4" and 1"
Trivalent Zinc Plating

90° Bend JIC/SAE Dual Seat Swivel Female						45° Bend O-Ring Face Seal (ORF) Swivel Female					
Hose I.D.	Tube Size	Thread Size	A-Drop Inches	Nut Hex	Part No.	Hose I.D.	Thread Size	Tube O.D.	A-Drop Inches	Nut Hex	Part No.
1/4"	1/4"	7/16x20	0.81	9/16"	T26 4X4	1/4"	9/16x18	1/4"	.41	11/16"	T31 4X4
1/4"	5/16"	1/2x20	0.83	5/8"	T26 4X5	5/16"	11/16x16	3/8"	.43	13/16"	T31 5X6
5/16"	3/8"	9/16x18	0.910	11/16"	T26 5X6*	3/8"	11/16x16	3/8"	.43	13/16"	T31 6X6
3/8"	3/8"	9/16x18	0.910	11/16"	T26 6X6*	1/2"	13/16x16	1/2"	.60	15/16"	T31 8X8
3/8"	1/2"	3/4x16	1.15	7/8"	T26 6X8	3/4"	1-3/16x12	3/4"	.83	1-3/8"	T31 12X12
1/2"	1/2"	3/4x16	1.15	7/8"	T26 8X8	1"	1-7/16x12	1"	1.15	1-5/8"	T31 16X16
1/2"	5/8"	7/8x14	1.23	1"	T26 8X10	90° Bend O-Ring Face Seal (ORF) Swivel Female 					
3/4"	3/4"	1-1/16x12	1.88	1-1/4"	T26 12X12*						
1"	1"	1-5/16x12	2.20	1-1/2"	T26 16X16*	90° Bend JIC/SAE Dual Seat Swivel Female Long Drop 					
Hose I.D.	Tube Size	Thread Size	A-Drop Inches	Nut Hex	Part No.						
1/4"	1/4"	7/16x20	1.80	9/16"	T27 4X4	1/4"	9/16x18	1/4"	0.78	11/16"	T32 4X4
3/8"	3/8"	9/16x18	2.18	11/16"	T27 6X6*	1/4"	11/16x16	3/8"	0.90	13/16"	T32 4X6
1/2"	1/2"	3/4x16	2.50	7/8"	T27 8X8	5/16"	11/16x16	3/8"	0.90	13/16"	T32 5X6
3/4"	3/4"	1-1/16x12	3.73	1-1/4"	T27 12X12*	3/8"	11/16x16	3/8"	0.90	13/16"	T32 6X6
1"	1"	1-5/16x12	4.50	1-1/2"	T27 16X16*	3/8"	13/16x16	1/2"	1.15	15/16"	T32 6X8
90° Bend SAE Swivel Female 						90° Bend O-Ring Face Seal (ORF) Swivel Female Long Drop 					
5/16"	3/8"	5/8x18	0.91	3/4"	T23 5X6	1/4"	9/16x18	1/4"	1.80	11/16"	T33 4X4
3/8"	3/8"	5/8x18	0.91	3/4"	T23 6X6	3/8"	11/16x16	3/8"	2.13	13/16"	T33 6X6
Straight O-Ring Face Seal (ORF) Swivel Female 						British Standard (BSPP) Female Swivel 60° Cone 					
1/4"	9/16x18	1/4"	11/16"	T30 4X4	1/4"	1/4"	G-1/4-19	9/16"	3/4"	T10 4X4	
1/4"	11/16x16	3/8"	13/16"	T30 4X6	3/8"	3/8"	G-3/8-19	3/4"	7/8"	T10 6X6	
5/16"	11/16x16	3/8"	13/16"	T30 5X6	1/2"	1/2"	G-1/2-14	13/16"	1"	T10 8X8	
3/8"	11/16x16	3/8"	13/16"	T30 6X6							
3/8"	13/16x16	1/2"	15/16"	T30 6X8							
1/2"	13/16x16	1/2"	15/16"	T30 8X8							
1/2"	1x14	5/8"	1-1/8"	T30 8X10							
3/4"	1-3/16x12	3/4"	1-3/8"	T30 12X12							
1"	1-7/16x12	1"	1-5/8"	T30 16X16							

*JIC Seat & Thread Only

Bulk Hose
Vari-Crimp
Grip Crimp
Thermoplastic
Refrigerant
Reusable, Push-on, Access.
Adapters
Fabrication Equipment
Cross Reference
Thread Identification

A
B
C
D
E
F
G
H
J
K

T Series Crimp Couplings



Hydraulic Hose ends for 100R14 PTFE Hose (TR14), 100R7 Reduced OD Hose (1/4" - 3/8" RD7, RD7NC, RD7TL, & RD7TLNC), and Standard 100R7 (1/2" - 1" H7, H7NC, H7TL, & H7TLNC) The T Series Couplings are compatible with virtually all Crimp Machines and can be crimped with a standard straight crimp or bubble crimp. Cross reference page J10.

Minimum Order Quantities:

10 pcs for 3/16" - 1/2" and

5 pcs for 3/4" and 1"

Trivalent Zinc Plating

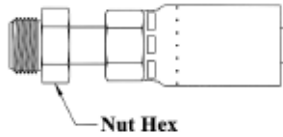
T SERIES CRIMP DIAMETER CHART

PTFE100R14 (TR14)		Straight	Bubble
Dash Size	I.D.	Crimp O.D.	Crimp O.D.
-3	3/16"	0.395	0.355
-4	1/4"	0.430	0.405
-5	5/16"	0.490	0.475
-6	3/8"	0.565	0.545
-8	1/2"	0.695	0.695
-12	3/4"	0.995	0.978
-16	1"	1.225	1.225

Reduced OD 100R7 (RD7, RD7NC, & TL)		Straight	Bubble
Dash Size	I.D.	Crimp O.D.	Crimp O.D.
-4	1/4"	0.485	0.455
-5	5/16"	0.585	0.555
-6	3/8"	0.645	0.615

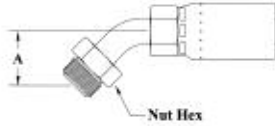
Standard OD 100R7 (H7, H7NC, H7TL, & H7TLNC)		Straight	Bubble
Dash Size	I.D.	Crimp O.D.	Crimp O.D.
-8	1/2"	.840	.765
-12	3/4"	1.125	1.035
-16	1"	1.385	1.295

Straight Inverted Flare



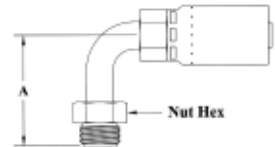
Hose I.D.	Thread Size	Tube O.D.	Nut Hex	Part No.
1/4"	7/16x24	1/4"	7/16"	T18 4X4
1/4"	1/2x20	5/16"	1/2"	T18 4X5
5/16"	1/2x20	5/16"	1/2"	T18 5X5
3/8"	5/8x18	3/8"	5/8"	T18 6X6

45° Bend Inverted Flare



Hose I.D.	Thread Size	Tube O.D.	A-Drop Inches	Nut Hex	Part No.
1/4"	7/16x24	1/4"	1.08	7/16"	T19 4X4
3/8"	5/8x18	3/8"	1.03	5/8"	T19 6X6

90° Bend Inverted Flare



Hose I.D.	Thread Size	Tube O.D.	A-Drop Inches	Nut Hex	Part No.
1/4"	7/16x24	1/4"	1.23	7/16"	T20 4X4
3/8"	5/8x18	3/8"	1.63	5/8"	T20 6X6



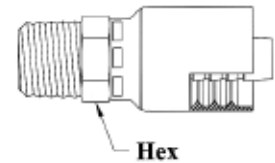
Bite to the Wire Hydraulic Hose ends for 100R1/1SN thin cover (57MB-1, 56MB-1), 100R2 thin cover (57MB-2, 56MB-2), 2SN (2SN), HY-PLUS I (HPI), & III (HPIII), 100R16/2SC (R16), 100R17 (R17), Dura-Hyd R16, R17, EX (DH16, DH17, DHEX16), Ultra R16, 100R3, and 100R4 hose. Grip-Crimp couplings can be crimped in virtually all adjustable crimp machines. Some non-adjustable crimp equipment can produce crimp dimensions within CSI's recommended crimp specification. (see pg C9)
Cross reference pages J11-J12

Trivalent Zinc Plating

Grip-Crimp Series Reference Chart

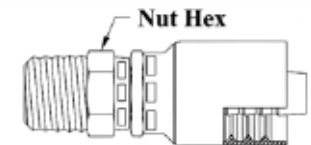
Series	Coupling Description	Page No.
GC01	NPTF Solid Male	C-1
GC02	NPTF Solid Female	C-2
GC03	Solid Female Grease Tap	C-2
GC04	NPTF Swivel Male	C-1
GC05	NPSM Swivel Female	C-2
GC06	SAE 45° Solid Male	C-4
GC07	SAE 45° Swivel Female	C-4
GC08	JIC 37° Solid Male	C-2
GC09	JIC 37° Swivel Female	C-3
GC10	BSPP Swivel Female	C-7
GC11	ORB Solid Male	C-4
GC12	ORB Swivel Male	C-4
GC13	Hose Splicer	C-5
GC14	90° NPTF Swivel Male	C-2
GC15	ORB 90° Swivel Male	C-5
GC16	NPTF Swivel Female	C-2
GC17	JIC 37° 90° Swivel Female	C-3
GC18	Male Straight Inverted Flare	C-6
GC19	45° Bend Male Inverted Flare	C-6
GC20	90° Bend Male Inverted Flare	C-7
GC21	Standpipe Coupling	C-5
GC22	45° Bend SAE Swivel Female	C-4
GC23	90° Bend SAE Swivel Female	C-4
GC24	90° JIC/SAE Dual Seat Swivel Female (Med Drop)	C-4
GC25	45° JIC/SAE Dual Seat Swivel Female	C-3
GC26	90° JIC/SAE Dual Seat Swivel Female	C-3
GC27	90° JIC/SAE Dual Seat Swivel Female (Long Drop)	C-4
GC28	Tube Repair	C-5
GC29	ORF Solid Male	C-5
GC30	ORF Straight Tube Swivel Female	C-5
GC31	45° ORF Swivel Female	C-6
GC32	90° ORF Swivel Female (Short Drop)	C-6
GC33	90° ORF Swivel Female (Long Drop)	C-6
GC34	90° ORF Swivel Female (Med Drop)	C-6
GC35	BSPT Solid Male	C-7
GC36	BSPP Solid Male	C-7
GC37	DIN Universal Seat Female Swivel (Light)	C-8
GC38	DIN 24 degree Seat Female Swivel (Heavy)	C-9
GC39	Female Swivel 30 degree flare (Komatsu)	C-8
GC40	JIS 30 degree flare Swivel Female	C-8
GC41	DIN Universal Seat Female 45 degree Swivel (Light)	C-8
GC42	DIN 24 degree seat Female 45 Degree Swivel (Heavy)	C-9
GC43	BSPP Swivel Female 45 degree tube	C-8
GC44	DIN Universal Seat Female 90 degree Swivel (Light)	C-8
GC45	DIN 24 degree Seat Female 90 degree Swivel (Heavy)	C-9
GC46	BSPP Swivel Female 90 degree tube	C-8
GC47	Split Flange Straight	C-7
GC50	Split Flange 45 degree tube	C-7
GC53	Split Flange 90 degree tube	C-7
GC66	Male DIN Solid 24° Seat (Light)	C-8
GC67	Male DIN Solid 24° Seat (Heavy)	C-9

NPTF Male Solid



Hose I.D.	Pipe Size	Thread Size	Hex Size	Part No.
1/4"	1/8"	1/8-27	9/16"	GC01-4x2
1/4"	1/4"	1/4-18	9/16"	GC01-4x4
1/4"	3/8"	3/8-18	11/16"	GC01-4x6
1/4"	1/2"	1/2-14	7/8"	GC01-4x8
3/8"	1/4"	1/4-18	3/4"	GC01-6x4
3/8"	3/8"	3/8-18	3/4"	GC01-6x6
3/8"	1/2"	1/2-14	7/8"	GC01-6x8
1/2"	1/4"	1/4-18	7/8"	GC01-8x4
1/2"	3/8"	3/8-18	7/8"	GC01-8x6
1/2"	1/2"	1/2-14	7/8"	GC01-8x8
1/2"	3/4"	3/4-14	1-1/8"	GC01-8x12
5/8"	1/2"	1/2-14	15/16"	GC01-10x8
5/8"	3/4"	3/4-14	1-1/8"	GC01-10x12
3/4"	1/2"	1/2-14	1-1/8"	GC01-12x8
3/4"	3/4"	3/4-14	1-1/8"	GC01-12x12
3/4"	1"	1-11 1/2	1-3/8"	GC01-12x16
1"	3/4"	3/4-14	1-3/8"	GC01-16x12
1"	1"	1-11 1/2	1-3/8"	GC01-16x16
1-1/4"	1-1/4"	1 1/4-11 1/2	1-11/16"	GC01-20x20
1-1/2"	1-1/2"	1 1/2-11 1/2	2"	GC01-24x24
2"	2"	2-11 1/2	2-1/2"	GC01-32x32

NPTF Swivel Male*



Hose I.D.	Pipe Size	Thread Size	Nut Hex	Part No.
1/4"	1/8"	1/8-27	5/8"	GC04-4x2
1/4"	1/4"	1/4-18	5/8"	GC04-4x4
1/4"	3/8"	3/8-18	3/4"	GC04-4x6
3/8"	1/4"	1/4-18	3/4"	GC04-6x4
3/8"	3/8"	3/8-18	3/4"	GC04-6x6
3/8"	1/2"	1/2-14	7/8"	GC04-6x8
1/2"	3/8"	3/8-18	3/4"	GC04-8x6
1/2"	1/2"	1/2-14	7/8"	GC04-8x8
3/4"	3/4"	3/4-14	1-1/4"	GC04-12x12
1"	1"	1-11 1/2	1-3/8"	GC04-16x16

* Note: Swivel for installation purposes only. Leakage may occur at low pressure.

Bulk Hose
Vari-Crimp
Grip-Crimp
Thermoplastic
Refrigerant
Reusable, Push-on, Aces.
Adapters
Fabrication Equipment
Cross-Reference
Thread Identification

A
B
C
D
E
F
G
H
J
K



Bite to the Wire Hydraulic Hose ends for 100R1/1SN thin cover (57MB-1, 56MB-1), 100R2 thin cover (57MB-2, 56MB-2), 2SN (2SN), HY-PLUS I (HPI), & III (HPIII), 100R16/2SC (R16), 100R17 (R17), Dura-Hyd R16, R17, EX (DH16, DH17, DHEX16), Ultra R16, 100R3, and 100R4 hose. Grip-Crimp couplings can be crimped in virtually all adjustable crimp machines. Some non-adjustable crimp equipment can produce crimp dimensions within CSI's recommended crimp specification. (see pg C9)
Cross reference pages J11-J12

Trivalent Zinc Plating

90° NPTF Male Swivel*						NPSM Swivel Female					
Hose I.D.	Pipe Size	Thread Size	Nut Hex	Part No.		Hose I.D.	Pipe Size	Thread Size	Hex Size	Nut Hex	Part No.
1/4"	1/4"	1/4-18	5/8"	GC14 4x4		1/4"	1/4"	1/4-18	9/16"	11/16"	GC05-4x4
3/8"	3/8"	3/8-18	3/4"	GC14-6x6		3/8"	3/8"	3/8-18	11/16"	7/8"	GC05-6x6
3/8"	1/2"	1/2-14	7/8"	GC14-6x8		3/8"	1/2"	1/2-14	3/4"	1"	GC05-6x8
1/2"	1/2"	1/2-14	7/8"	GC14-8x8		1/2"	1/2"	1/2-14	7/8"	1"	GC05-8x8
3/4"	3/4"	3/4-14	1-1/4"	GC14 12x12		3/4"	3/4"	3/4-14	1-1/8"	1-1/4"	GC05-12x12
1"	1"	1-11 1/2	1-3/8"	GC14 16x16		1"	1"	1-11 1/2	1-3/8"	1-1/2"	GC05-16x16
						1-1/4"	1-1/4"	1 1/4-11 1/2	1-11/16"	1-7/8"	GC05-20x20
NPTF Solid Female						1/2-27 Female Grease Tap					
Hose I.D.	Pipe Size	Thread Size	Hex Size	Part No.		Hose I.D.	Thread Size	Hex Size	Part No.		
1/4"	1/8"	1/8-27	5/8"	GC02-4x2		1/4"	1/2-27	3/4"	GC03-4x8		
1/4"	1/4"	1/4-18	3/4"	GC02-4x4		3/8"	1/2-27	3/4"	GC03-6x8		
3/8"	1/4"	1/4-18	3/4"	GC02-6x4							
3/8"	3/8"	3/8-18	7/8"	GC02-6x6							
3/8"	1/2"	1/2-14	1"	GC02-6x8							
1/2"	1/2"	1/2-14	1"	GC02-8x8							
3/4"	3/4"	3/4-14	1-1/4"	GC02-12x12							
NPTF Female Swivel*						Male JIC 37° Solid					
Hose I.D.	Pipe Size	Thread Size	Hex Size	Nut Hex	Part No.	Hose I.D.	Thread Size	Tube O.D.	Hex Size	Part No.	
1/4"	1/4"	1/4-18	5/8"	3/4"	GC16-4x4	1/4"	7/16x20	1/4"	9/16"	GC08-4x4	
3/8"	3/8"	3/8-18	11/16"	7/8"	GC16-6x6	1/4"	1/2x20	5/16"	9/16"	GC08-4x5	
1/2"	1/2"	1/2-14	7/8"	1"	GC16-8x8	1/4"	9/16x18	3/8"	5/8"	GC08-4x6	
3/4"	3/4"	3/4-14	1-1/8"	1-1/4"	GC16-12x12	3/8"	9/16x18	3/8"	11/16"	GC08-6x6	
						3/8"	3/4x16	1/2"	3/4"	GC08-6x8	
						3/8"	7/8x14	5/8"	7/8"	GC08-6x10	
						1/2"	3/4x16	1/2"	7/8"	GC08-8x8	
						1/2"	7/8x14	5/8"	7/8"	GC08-8x10	
						1/2"	1-1/16x12	3/4"	1-1/8"	GC08-8x12	
						5/8"	3/4x16	1/2"	15/16"	GC08-10x8	
						5/8"	7/8x14	5/8"	15/16"	GC08-10x10	
						5/8"	1-1/16x12	3/4"	1-1/8"	GC08-10x12	
						3/4"	7/8x14	5/8"	1-1/8"	GC08-12x10	
						3/4"	1-1/16x12	3/4"	1-1/8"	GC08-12x12	
						3/4"	1-3/16x12	7/8"	1-3/8"	GC08-12x14	
						3/4"	1-5/16x12	1"	1-3/8"	GC08-12x16	
						1"	1-3/16x12	7/8"	1-3/8"	GC08-16x14	
						1"	1-5/16x12	1"	1-3/8"	GC08-16x16	
						1-1/4"	1-5/8x12	1-1/4"	1-11/16"	GC08-20x20	
						1-1/2"	1-7/8x12	1-1/2"	2"	GC08-24x24	

* Note: Swivel for installation purposes only.
Leakage may occur at low pressure.

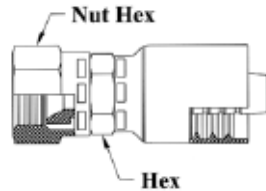


Bite to the Wire Hydraulic Hose ends for 100R1/1SN thin cover (57MB-1, 56MB-1), 100R2 thin cover (57MB-2, 56MB-2), 2SN (2SN), HY-PLUS I (HPI), & III (HPIII), 100R16/2SC (R16), 100R17 (R17), Dura-Hyd R16, R17, EX (DH16, DH17, DHEX16), Ultra R16, 100R3, and 100R4 hose. Grip-Crimp couplings can be crimped in virtually all adjustable crimp machines. Some non-adjustable crimp equipment can produce crimp dimensions within CSI's recommended crimp specification. (see pg C9)

Cross reference pages J11-J12

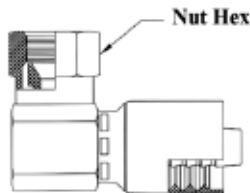
Trivalent Zinc Plating

Female JIC 37° Swivel



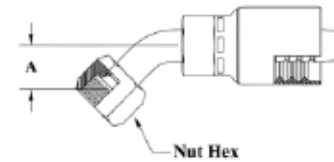
Hose I.D.	Thread Size	Tube O.D.	Hex Size	Nut Hex	Part No.
1/4"	7/16x20	1/4"	9/16"	9/16"	GC09-4x4
1/4"	1/2x20	5/16"	9/16"	5/8"	GC09-4x5
1/4"	9/16x18	3/8"	9/16"	11/16"	GC09-4x6
3/8"	7/16x20	1/4"	11/16"	9/16"	GC09-6x4
3/8"	9/16x18	3/8"	11/16"	11/16"	GC09-6x6
3/8"	3/4x16	1/2"	11/16"	7/8"	GC09-6x8
3/8"	7/8x14	5/8"	7/8"	1"	GC09-6x10
3/8"	1-1/16x12	3/4"	1"	1-1/4"	GC09-6x12
1/2"	9/16x18	3/8"	7/8"	11/16"	GC09-8x6
1/2"	3/4x16	1/2"	7/8"	7/8"	GC09-8x8
1/2"	7/8x14	5/8"	7/8"	1"	GC09-8x10
1/2"	1-1/16x12	3/4"	1-1/8"	1-1/4"	GC09-8x12
1/2"	1-5/16x12	1"	1-1/4"	1-1/2"	GC09-8x16
5/8"	3/4x16	1/2"	15/16"	7/8"	GC09-10x8
5/8"	7/8x14	5/8"	15/16"	1"	GC09-10x10
5/8"	1-1/16x12	3/4"	1-1/8"	1-1/4"	GC09-10x12
3/4"	7/8x14	5/8"	1-1/8"	1"	GC09-12x10
3/4"	1-1/16x12	3/4"	1-1/8"	1-1/4"	GC09-12x12
3/4"	1-3/16x12	7/8"	1-3/8"	1-1/2"	GC09-12x14
3/4"	1-5/16x12	1"	1-3/8"	1-1/2"	GC09-12x16
1"	1-1/16x12	3/4"	1-3/8"	1-1/4"	GC09-16x12
1"	1-5/16x12	1"	1-3/8"	1-1/2"	GC09-16x16
1"	1-5/8x12	1-1/4"	1-11/16"	2"	GC09-16x20
1-1/4"	1-5/8x12	1-1/4"	1-11/16"	2"	GC09-20x20
1-1/2"	1-7/8x12	1-1/2"	2"	2-1/4"	GC09-24x24
2"	2-1/2x12	2"	2-1/2"	2-7/8"	GC09-32x32

90° Female JIC 37° Swivel



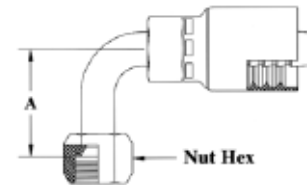
Hose I.D.	Thread Size	Tube O.D.	Nut Hex	Part No.
3/8"	9/16x18	3/8"	11/16"	GC17-6x6
3/8"	3/4x16	1/2"	7/8"	GC17-6x8
1/2"	3/4x16	1/2"	7/8"	GC17-8x8
1/2"	7/8x14	5/8"	1"	GC17-8x10

45° Bend JIC/SAE Dual Seat Swivel Female



Hose I.D.	Thread Size	Tube O.D.	A-Drop Inches	Nut Hex	Part No.
1/4"	7/16x20	1/4"	0.47	9/16"	GC25-4x4
1/4"	1/2x20	5/16"	0.53	5/8"	GC25-4x5
1/4"	9/16x18	3/8"	0.59	11/16"	GC25-4x6*
3/8"	7/16X20	1/4"	0.47	9/16"	GC25-6x4
3/8"	1/2x20	5/16"	0.53	5/8"	GC25-6x5
3/8"	9/16x18	3/8"	0.59	11/16"	GC25-6x6*
3/8"	3/4x16	1/2"	0.71	7/8"	GC25-6x8
1/2"	3/4x16	1/2"	0.71	7/8"	GC25-8x8
1/2"	7/8x14	5/8"	0.84	1"	GC25-8x10
5/8"	7/8x14	5/8"	0.68	1"	GC25-10x10
5/8"	1-1/16x12	3/4"	0.78	1-1/4"	GC25-10x12*
3/4"	1-1/16x12	3/4"	1.12	1-1/4"	GC25-12x12*
3/4"	1-5/16x12	1"	1.15	1-1/2"	GC25-12x16*
1"	1-5/16x12	1"	1.15	1-1/2"	GC25-16x16*
1-1/4"	1-5/8x12	1-1/4"	1.69	2"	GC25 20x20

90° Bend JIC/SAE Dual Seat Swivel Female



Hose I.D.	Thread Size	Tube O.D.	A-Drop Inches	Nut Hex	Part No.
1/4"	7/16x20	1/4"	0.81	9/16"	GC26-4x4
1/4"	1/2x20	5/16"	0.83	5/8"	GC26-4x5
1/4"	9/16x18	3/8"	0.91	11/16"	GC26-4x6*
3/8"	7/16x20	1/4"	0.81	9/16"	GC26-6x4
3/8"	1/2x20	5/16"	0.83	5/8"	GC26-6x5
3/8"	9/16x18	3/8"	0.91	11/16"	GC26-6x6*
3/8"	3/4x16	1/2"	1.15	7/8"	GC26-6x8
1/2"	3/4x16	1/2"	1.15	7/8"	GC26-8x8
1/2"	7/8x14	5/8"	1.23	1"	GC26-8x10
5/8"	7/8x14	5/8"	1.23	1"	GC26-10x10
5/8"	1-1/16x12	3/4"	1.88	1-1/4"	GC26-10x12*
3/4"	7/8x14	5/8"	1.23	1"	GC26-12x10
3/4"	1-1/16x12	3/4"	1.88	1-1/4"	GC26-12x12*
3/4"	1-5/16x12	1"	2.20	1-1/2"	GC26-12x16*
1"	1-5/16x12	1"	2.20	1-1/2"	GC26-16x16*
1-1/4"	1-5/8x12	1-1/4"	3.31	2"	GC26-20x20

* JIC Seat and thread only.

Bulk Hose
 Vari-Crimp
 Grip Crimp
 Thermoplastic
 Refrigerant
 Reusables, Push-on, Access.
 Adapters
 Fabrication Equipment
 Cross Reference
 Thread Identification

GRIP-CRIMP®

Bite-to-the-Wire
HYDRAULIC COUPLINGS



Bite to the Wire Hydraulic Hose ends for 100R1/1SN thin cover (57MB-1, 56MB-1), 100R2 thin cover (57MB-2, 56MB-2), 2SN (2SN), HY-PLUS I (HPI), & III (HPIII), 100R16/2SC (R16), 100R17 (R17), Dura-Hyd R16, R17, EX (DH16, DH17, DHEX16), Ultra R16, 100R3, and 100R4 hose. Grip-Crimp couplings can be crimped in virtually all adjustable crimp machines. Some non-adjustable crimp equipment can produce crimp dimensions within CSI's recommended crimp specification. (see pg C9)
Cross reference pages J11-J12

Trivalent Zinc Plating

90° Bend JIC/SAE Dual Seat Swivel Female Medium Drop

Hose I.D.	Thread Size	Tube O.D.	A-Drop Inches	Nut Hex	Part No.
1/4"	7/16x20	1/4"	1.26	9/16"	GC24-4x4
3/8"	9/16x18	3/8"	1.50	11/16"	GC24-6x6+
1/2"	3/4x16	1/2"	1.63	7/8"	GC24-8x8
3/4"	1-1/16x12	3/4"	2.28	1-1/4"	GC24-12x12+
1"	1-5/16x12	1"	2.79	1-1/2"	GC24-16x16+

90° Bend JIC/SAE Dual Seat Swivel Female Long Drop

Hose I.D.	Thread Size	Tube O.D.	A-Drop Inches	Nut Hex	Part No.
1/4"	7/16x20	1/4"	1.80	9/16"	GC27-4x4
1/4"	1/2x20	5/16"	1.80	5/8	GC27-4x5
1/4"	9/16x18	3/8"	2.18	11/16"	GC27-4x6+
3/8"	7/16x20	1/4"	1.80	9/16"	GC27-6x4
3/8"	9/16x18	3/8"	2.18	11/16"	GC27-6x6+
3/8"	3/4x16	1/2"	2.50	7/8"	GC27-6x8
1/2"	3/4x16	1/2"	2.50	7/8"	GC27-8x8
1/2"	7/8x14	5/8"	2.75	1"	GC27-8x10
5/8"	7/8x14	5/8"	2.75	1"	GC27-10x10
3/4"	1-1/16x12	3/4"	3.73	1-1/4"	GC27-12x12+
1"	1-5/16x12	1"	4.50	1-1/2"	GC27-16x16+

Male SAE 45° Solid

Hose I.D.	Thread Size	Tube O.D.	Hex Size	Part No.
3/8"	5/8x18	3/8"	3/4"	GC06-6x6
3/4"	1-1/16x14	3/4"	1-1/8"	GC06-12x12

Female SAE 45° Swivel

Hose I.D.	Thread Size	Tube O.D.	Hex Size	Nut Hex	Part No.
1/4"	5/8x18	3/8"	11/16"	3/4"	GC07-4x6
3/8"	5/8x18	3/8"	3/4"	13/16"	GC07-6x6
3/4"	1-1/16x14	3/4"	1-1/8"	1-1/4"	GC07-12x12

45° Bend SAE Swivel Female

Hose I.D.	Thread Size	Tube O.D.	A-Drop Inches	Nut Hex	Part No.
3/8"	5/8x18	3/8"	0.59	3/4"	GC22-6x6

90° Bend SAE Swivel Female

Hose I.D.	Thread Size	Tube O.D.	A-Drop Inches	Nut Hex	Part No.
3/8"	5/8x18	3/8"	0.91	3/4"	GC23-6x6
3/8"	5/8x18	3/8"	2.18	3/4"	GC23-6x6L

ORB Male Solid

Hose I.D.	Thread Size	Tube O.D.	Hex Size	Part No.
1/4"	7/16x20	1/4"	9/16"	GC11-4x4
1/4"	1/2x20	5/16"	5/8"	GC11-4x5
1/4"	9/16x18	3/8"	11/16"	GC11-4x6
3/8"	9/16x18	3/8"	11/16"	GC11-6x6
3/8"	3/4x16	1/2"	7/8"	GC11-6x8
3/8"	7/8x14	5/8"	1"	GC11-6x10
1/2"	3/4x16	1/2"	7/8"	GC11-8x8
1/2"	7/8x14	5/8"	1"	GC11-8x10
1/2"	1-1/16x12	3/4"	1-1/4"	GC11-8x12
5/8"	3/4x16	1/2"	15/16"	GC11-10x8
5/8"	7/8x14	5/8"	1"	GC11-10x10
5/8"	1-1/16x12	3/4"	1-1/4"	GC11-10x12
3/4"	7/8x14	5/8"	1-1/8"	GC11-12x10
3/4"	1-1/16x12	3/4"	1-1/4"	GC11-12x12
1"	1-5/16x12	1"	1-1/2"	GC11-16x16

ORB Swivel Male*

Hose I.D.	Thread Size	Tube O.D.	Nut Hex	Part No.
1/4"	7/16x20	1/4"	5/8"	GC12-4x4
3/8"	9/16x18	3/8"	7/8"	GC12-6x6
3/8"	3/4x16	1/2"	7/8"	GC12-6x8
1/2"	3/4x16	1/2"	7/8"	GC12-8x8
1/2"	7/8x14	5/8"	1"	GC12-8x10
3/4"	1-1/16x12	3/4"	1-1/4"	GC12-12x12
1"	1-5/16x12	1"	1-1/2"	GC12-16x16

* Note: Swivel for installation purposes only. Leakage may occur at low pressure.
+ JIC Seat and thread only

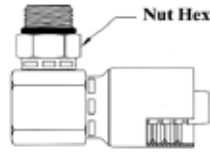


Bite to the Wire Hydraulic Hose ends for 100R1/1SN thin cover (57MB-1, 56MB-1), 100R2 thin cover (57MB-2, 56MB-2), 2SN (2SN), HY-PLUS I (HPI), & III (HPIII), 100R16/2SC (R16), 100R17 (R17), Dura-Hyd R16, R17, EX (DH16, DH17, DHEX16), Ultra R16, 100R3, and 100R4 hose. Grip-Crimp couplings can be crimped in virtually all adjustable crimp machines. Some non-adjustable crimp equipment can produce crimp dimensions within CSI's recommended crimp specification. (see pg C9)
Cross reference pages J11-J12

Trivalent Zinc Plating

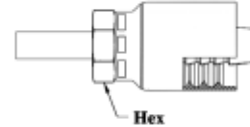
Bulk Hose
 Vari-Crimp
 Grip Crimp
 Thermoplastic
 Refrigerant
 Reusables, Push-on, Access.
 Adapters
 Fabrication Equipment
 Cross Reference
 Thread Identification

90° ORB Male Swivel*



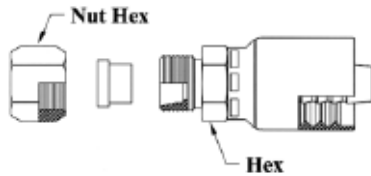
Hose I.D.	Thread Size	Tube O.D.	Nut Hex	Part No.
3/8"	9/16x18	3/8"	3/4"	GC15-6x6
3/8"	3/4x16	1/2"	7/8"	GC15-6x8
3/8"	7/8x14	5/8"	1"	GC15-6x10
1/2"	3/4x16	1/2"	7/8"	GC15-8x8
1/2"	7/8x14	5/8"	1"	GC15-8x10
3/4"	1-1/16x12	3/4"	1-1/4"	GC15-12x12
1"	1-5/16x12	1"	1-1/2"	GC15-16x16

Standpipe Coupling



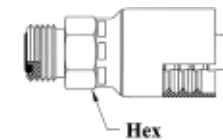
Hose I.D.	Tube Size	Tube Rise	Hex Size	Part No.
1/4"	1/4"	1.10	5/8"	GC21-4x4
3/8"	3/8"	1.30	3/4"	GC21-6x6
1/2"	1/2"	1.58	7/8"	GC21-8x8
5/8"	5/8"	1.34	1"	GC21-10x10
3/4"	3/4"	1.17	1-1/8"	GC21-12x12
1"	1"	1.30	1-3/8"	GC21-16x16

Tube Repair Couplings



Hose I.D.	Thread Size	Tube O.D.	Hex Size	Nut Hex	Part No.
1/4"	7/16x20	1/4"	9/16"	9/16"	GC28-4x4
1/4"	1/2x20	5/16"	9/16"	5/8"	GC28-4x5
3/8"	1/2x20	5/16"	11/16"	5/8"	GC28-6x5
3/8"	9/16x18	3/8"	11/16"	11/16"	GC28-6x6
3/8"	3/4x16	1/2"	3/4"	7/8"	GC28-6x8
1/2"	3/4x16	1/2"	7/8"	7/8"	GC28-8x8
1/2"	7/8x14	5/8"	7/8"	15/16"	GC28-8x10
3/4"	1-1/16x12	3/4"	1-1/8"	1-1/4"	GC28-12x12
1"	1-5/16x12	1"	1-3/8"	1-1/2"	GC28-16x16

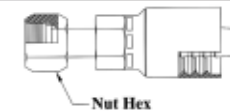
O-Ring Face Seal (ORF) Solid Male



Hose I.D.	Thread Size	Tube O.D.	Hex Size	Part No.
1/4"	9/16x18	1/4"	5/8"	GC29-4x4
3/8"	11/16x16	3/8"	3/4"	GC29-6x6
3/8"	13/16x16	1/2"	7/8"	GC29-6x8
1/2"	13/16x16	1/2"	7/8"	GC29-8x8
1/2"	1x14	5/8"	1-1/16"	GC29-8x10
1/2"	1-3/16x12	3/4"	1-1/4"	GC29-8x12
5/8"	1x14	5/8"	1-1/16"	GC29-10x10
5/8"	1-3/16x12	3/4"	1-1/4"	GC29-10x12
3/4"	1-3/16x12	3/4"	1-1/4"	GC29-12x12
1"	1-7/16x12	1"	1-1/2"	GC29-16x16

Couplings are capped with O-ring included.

Straight O-Ring Face Seal (ORF) Swivel Female



Hose I.D.	Thread Size	Tube O.D.	Nut Hex	Part No.
1/4"	9/16x18	1/4"	11/16"	GC30-4x4
1/4"	11/16x16	3/8"	13/16"	GC30-4x6
1/4"	13/16x16	1/2"	15/16"	GC30-4x8
3/8"	9/16x18	1/4"	11/16"	GC30-6x4
3/8"	11/16x16	3/8"	13/16"	GC30-6x6
3/8"	13/16x16	1/2"	15/16"	GC30-6x8
1/2"	11/16x16	3/8"	13/16"	GC30-8x6
1/2"	13/16x16	1/2"	15/16"	GC30-8x8
1/2"	1x14	5/8"	1-1/8"	GC30-8x10
1/2"	1-3/16x12	3/4"	1-3/8"	GC30-8x12
5/8"	1x14	5/8"	1-1/8"	GC30-10x10
5/8"	1-3/16x12	3/4"	1-3/8"	GC30-10x12
3/4"	1x14	5/8"	1-1/8"	GC30-12x10
3/4"	1-3/16x12	3/4"	1-3/8"	GC30-12x12
3/4"	1-7/16x12	1"	1-5/8"	GC30-12x16
1"	1-7/16x12	1"	1-5/8"	GC30-16x16
1-1/4"	1-11/16x12	1-1/4"	1-7/8"	GC30-20x20

Nuts and Sleeves

Tube Size	Nut Part No.	Sleeve Part No.
1/4"	718x4	719x4
5/16"	718x5	719x5
3/8"	718x6	719x6
1/2"	718x8	719x8
5/8"	718x10	719x10
3/4"	718x12	719x12
1"	718x16	719x16

Hose Splicer Coupling



Hose I.D.	Part No.
1/4"	GC13-4x4
3/8"	GC13-6x6
1/2"	GC13-8x8
3/4"	GC1312x12
1"	GC13-16x16

* Note: Swivel for installation purposes only. Leakage may occur at low pressure.

For ORF O-Rings see page 10B.

GRIP-CRIMP®

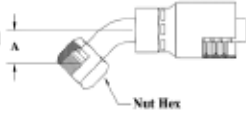
Bite-to-the-Wire
HYDRAULIC COUPLINGS



Bite to the Wire Hydraulic Hose ends for 100R1/1SN thin cover (57MB-1, 56MB-1), 100R2 thin cover (57MB-2, 56MB-2), 2SN (2SN), HY-PLUS I (HPI), & III (HPIII), 100R16/2SC (R16), 100R17 (R17), Dura-Hyd R16, R17, EX (DH16, DH17, DHEX16), Ultra R16, 100R3, and 100R4 hose. Grip-Crimp couplings can be crimped in virtually all adjustable crimp machines. Some non-adjustable crimp equipment can produce crimp dimensions within CSI's recommended crimp specification. (see pg C9)
Cross reference pages J11-J12

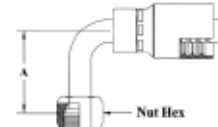
Trivalent Zinc Plating

45° Bend O-Ring Face Seal (ORF) Swivel Female



Hose I.D.	Thread Size	Tube O.D.	A-Drop Inches	Nut Hex	Part No.
1/4"	9/16x18	1/4"	0.41	11/16"	GC31-4x4
1/4"	11/16x16	3/8"	0.48	13/16"	GC31-4x6
3/8"	11/16x16	3/8"	0.43	13/16"	GC31-6x6
3/8"	13/16x16	1/2"	0.60	15/16"	GC31-6x8
1/2"	11/16x16	3/8"	0.43	13/16"	GC31-8x6
1/2"	13/16x16	1/2"	0.59	15/16"	GC31-8x8
1/2"	1x14	5/8"	0.68	1-1/8"	GC31-8x10
5/8"	1x14	5/8"	0.68	1-1/8"	GC31-10x10
3/4"	1x14	5/8"	0.68	1-1/8"	GC31-12x10
5/8"	1-3/16x12	3/4"	0.83	1-3/8"	GC31-10x12
3/4"	1-3/16x12	3/4"	0.83	1-3/8"	GC31-12x12
3/4"	1-7/16x20	1"	1.15	1-5/8"	GC31-12x16
1"	1-7/16x12	1"	1.15	1-5/8"	GC31-16x16
1-1/4"	1-11/16x12	1-1/4"	1.07	1-7/8"	GC31-20x20

90° Bend O-Ring Face Seal (ORF) Swivel Female Long Drop



Hose I.D.	Thread Size	Tube O.D.	A-Drop Inches	Nut Hex	Part No.
1/4"	9/16x18	1/4"	1.80	11/16"	GC33-4x4
1/4"	11/16x16	3/8"	2.13	13/16"	GC33-4x6
3/8"	11/16x16	3/8"	2.13	13/16"	GC33-6x6
3/8"	13/16x16	1/2"	2.51	15/16"	GC33-6x8
1/2"	13/16x16	1/2"	2.51	15/16"	GC33-8x8
1/2"	1x14	5/8"	2.76	1-1/8"	GC33-8x10
5/8"	1x14	5/8"	2.76	1-1/8"	GC33-10x10
3/4"	1-3/16x12	3/4"	3.78	1-3/8"	GC33-12x12
1"	1-7/16x12	1"	4.50	1-5/8"	GC33-16x16

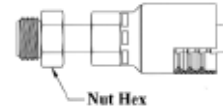
For ORF O-Rings see page B-6.

90° Bend O-Ring Face Seal (ORF) Swivel Female



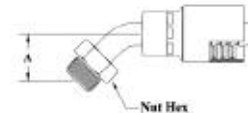
Hose I.D.	Thread Size	Tube O.D.	A-Drop Inches	Nut Hex	Part No.
1/4"	9/16x18	1/4"	0.78	11/16"	GC32-4x4
1/4"	11/16x16	3/8"	0.90	13/16"	GC32-4x6
3/8"	9/16x18	1/4"	0.78	11/16"	GC32-6x4
3/8"	11/16x16	3/8"	0.90	13/16"	GC32-6x6
3/8"	13/16x16	1/2"	1.15	15/16"	GC32-6x8
1/2"	11/16x16	3/8"	0.90	13/16"	GC32-8x6
1/2"	13/16x16	1/2"	1.15	15/16"	GC32-8x8
1/2"	1x14	5/8"	1.27	1-1/8"	GC32-8x10
5/8"	1x14	5/8"	1.27	1-1/8"	GC32-10x10
5/8"	1-3/16x12	3/4"	1.88	1-3/8"	GC32-10x12
3/4"	1x14	5/8"	1.27	1-1/8"	GC32-12x10
3/4"	1-3/16x12	3/4"	1.88	1-3/8"	GC32-12x12
3/4"	1-7/16x12	1"	2.20	1-5/8"	GC32-12x16
1"	1-7/16x12	1"	2.20	1-5/8"	GC32-16x16
1-1/4"	1-11/16x12	1-1/4"	2.51	1-7/8"	GC32-20x20

Straight Inverted Flare



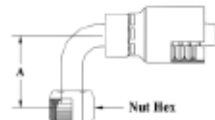
Hose I.D.	Thread Size	Tube O.D.	Nut Hex	Part No.
1/4"	3/8x24	3/16"	3/8"	GC18-4x3
1/4"	7/16x24	1/4"	7/16"	GC18-4x4
1/4"	1/2x20	5/16"	1/2"	GC18-4x5
3/8"	7/16x24	1/4"	7/16"	GC18-6x4
3/8"	1/2x20	5/16"	1/2"	GC18-6x5
3/8"	5/8x18	3/8"	5/8"	GC18-6x6
3/8"	11/16x18	7/16"	11/16"	GC18-6x7
1/2"	3/4x18	1/2"	3/4"	GC18-8x8

45° Bend Inverted Flare



Hose I.D.	Thread Size	Tube O.D.	A-Drop Inches	Nut Hex	Part No.
1/4"	3/8x24	3/16"	0.69	3/8"	GC19-4x3
1/4"	7/16x24	1/4"	1.08	7/16"	GC19-4x4
1/4"	1/2x20	5/16"	1.10	1/2"	GC19-4x5
3/8"	7/16x24	1/4"	0.93	7/16"	GC19-6x4
3/8"	1/2x20	5/16"	1.10	1/2"	GC19-6x5
3/8"	5/8x18	3/8"	1.03	5/8"	GC19-6x6
3/8"	11/16x18	7/16"	1.34	11/16"	GC19-6x7
1/2"	3/4x18	1/2"	1.13	3/4"	GC19-8x8

90° Bend O-Ring Face Seal (ORF) Swivel Female Medium Drop



Hose I.D.	Thread Size	Tube O.D.	A-Drop Inches	Nut Hex	Part No.
1/4"	9/16x18	1/4"	1.26	11/16"	GC34-4x4
3/8"	11/16x16	3/8"	1.51	13/16"	GC34-6x6
3/8"	13/16x16	1/2"	1.62	15/16"	GC34-6x8
1/2"	11/16x16	3/8"	1.51	13/16"	GC34-8x6
1/2"	13/16x16	1/2"	1.62	15/16"	GC34-8x8
3/4"	1-3/16x12	3/4"	2.28	1-3/8"	GC34-12x12
1"	1-7/16x12	1"	2.78	1-5/8"	GC34-16x16
1-1/4"	1-11/16x12	1-1/4"	3.09	1-7/8"	GC34-20x20



Bite to the Wire Hydraulic Hose ends for 100R1/1SN thin cover (57MB-1, 56MB-1), 100R2 thin cover (57MB-2, 56MB-2), 2SN (2SN), HY-PLUS I (HPI), & III (HPIII), 100R16/2SC (R16), 100R17 (R17), Dura-Hyd R16, R17, EX (DH16, DH17, DHEX16), Ultra R16, 100R3, and 100R4 hose. Grip-Crimp couplings can be crimped in virtually all adjustable crimp machines. Some non-adjustable crimp equipment can produce crimp dimensions within CSI's recommended crimp specification. (see pg C9)
Cross reference pages J11-J12

Trivalent Zinc Plating

90° Bend Inverted Flare

Hose I.D.	Thread Size	Tube O.D.	A-Drop Inches	Nut Hex	Part No.
1/4"	3/8x24	3/16"	1.06	3/8"	GC20-4x3
1/4"	7/16x24	1/4"	1.23	7/16"	GC20-4x4
1/4"	1/2x20	5/16"	1.38	1/2"	GC20-4x5
3/8"	7/16x24	1/4"	1.36	7/16"	GC20-6x4
3/8"	1/2x20	5/16"	1.38	1/2"	GC20-6x5
3/8"	5/8x18	3/8"	1.63	5/8"	GC20-6x6
3/8"	11/16x18	7/16"	1.97	11/16"	GC20-6x7
1/2"	3/4x18	1/2"	2.20	3/4"	GC20-8x8

Split Flange (Code 61) Straight

Hose I.D.	Flange Size	A-Dia. Inches	Part No.
1/2"	1/2"	1.19	GC47-8x8
1/2"	3/4"	1.50	GC47-8x12
3/4"	3/4"	1.50	GC47-12x12
3/4"	1"	1.75	GC47-12x16
1"	1"	1.75	GC47-16x16
1"	1-1/4"	2.00	GC47-16x20
1-1/4"	1-1/4"	2.00	GC47-20x20

Split Flange (Code 61) 45° Bend

Hose I.D.	Flange Size	A-Dia. Inches	B Drop	Part No.
1/2"	1/2"	1.19	0.78	GC50-8x8
1/2"	3/4"	1.50	0.82	GC50-8x12
3/4"	3/4"	1.50	1.00	GC50-12x12
3/4"	1"	1.75	1.00	GC50-12x16
1"	1"	1.75	1.12	GC50-16x16
1"	1-1/4"	2.00	1.12	GC50-16x20
1-1/4"	1-1/4"	2.00	1.12	GC50-20x20

Split Flange (Code 61) 90° Bend

Hose I.D.	Flange Size	A-Dia. Inches	B Drop	Part No.
1/2"	1/2"	1.19	1.62	GC53-8x8
1/2"	3/4"	1.50	1.68	GC53-8x12
3/4"	3/4"	1.50	2.12	GC53-12x12
3/4"	1"	1.75	2.12	GC53-12x16
1"	1"	1.75	2.38	GC53-16x16
1"	1-1/4"	2.00	2.38	GC53-16x20
1-1/4"	1-1/4"	2.00	2.62	GC53-20x20

Split Flange Kits (Code 61)

Flange Size	A	B	C	Complete Kit No.	O-Ring Part No.
1/2"	1.50	.69	11/32	SFK-8	8252
3/4"	1.88	.88	13/32	SFK-12	12252
1"	2.06	1.03	13/32	SFK-16	16252
1-1/4"	2.31	1.19	15/32	SFK-20	20252
1-1/2"	2.75	1.41	17/32	SFK-24	24252
2"	3.06	1.69	17/32	SFK-32	32252

British Standard Tapered Male Pipe (BSPT) Solid

Hose I.D.	BSPT Size	Thread Size	Hex Size	Part No.
1/4"	1/4"	R-1/4-19	5/8"	GC35-4x4
3/8"	3/8"	R-3/8-19	3/4"	GC35-6x6
1/2"	1/2"	R-1/2-14	7/8"	GC35-8x8
3/4"	3/4"	R-3/4-14	1-1/8"	GC35-12x12

R. as part of thread size is ISO designation for tapered thread

British Standard Parallel 60° Male Pipe (BSPP) Solid

Hose I.D.	BSPP Size	Thread Size	Hex Size	Part No.
1/4"	1/4"	G-1/4-19	11/16"	GC36-4x4
3/8"	3/8"	G-3/8-19	3/4"	GC36-6x6
3/8"	1/2"	G-1/2-14	1"	GC36-6x8
1/2"	3/8"	G-3/8-19	7/8"	GC36-8x6
1/2"	1/2"	G-1/2-14	1"	GC36-8x8
3/4"	3/4"	G-3/4-14	1-1/8"	GC36-12x12

G. as part of thread size is ISO designation for parallel thread

British Standard (BSPP) Female Swivel 60° Cone

Hose I.D.	BSPP Size	Thread Size	Hex Size	Nut Hex	Part No.
1/4"	1/4"	G-1/4-19	9/16"	3/4"	GC10-4x4
1/4"	3/8"	G-3/8-19	3/4"	7/8"	GC10-4x6
3/8"	3/8"	G-3/8-19	3/4"	7/8"	GC10-6x6
3/8"	1/2"	G-1/2-14	3/4"	1"	GC10-6x8
1/2"	1/2"	G-1/2-14	7/8"	1"	GC10-8x8
5/8"	5/8"	G-5/8-14	15/16"	1-3/16"	GC10-10x10
3/4"	3/4"	G-3/4-14	1-1/8"	1-1/4"	GC10-12x12
1"	1"	G-1-11	1-3/8"	1-1/2"	GC10-16x16
1-1/4"	1-1/4"	G-1-1/4-11	1-11/16"	1-7/8"	GC10-20x20

G. as part of thread size is ISO designation for parallel thread

Bulk Hose
Vari-Crimp
Grip Crimp
Thermoplastic
Refrigerant
Reusable, Push-on, Access.
Adapters
Fabrication Equipment
Cross Reference
Thread Identification

A
B
C
D
E
F
G
H
J
K

GRIP-CRIMP®

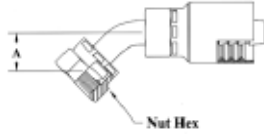
Bite-to-the-Wire
HYDRAULIC COUPLINGS



Bite to the Wire Hydraulic Hose ends for 100R1/1SN thin cover (57MB-1, 56MB-1), 100R2 thin cover (57MB-2, 56MB-2), 2SN (2SN), HY-PLUS I (HPI), & III (HPIII), 100R16/2SC (R16), 100R17 (R17), Dura-Hyd R16, R17, EX (DH16, DH17, DHEX16), Ultra R16, 100R3, and 100R4 hose. Grip-Crimp couplings can be crimped in virtually all adjustable crimp machines. Some non-adjustable crimp equipment can produce crimp dimensions within CSI's recommended crimp specification. (see pg C9)
Cross reference pages J11-J12

Trivalent Zinc Plating

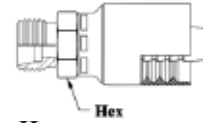
**British Standard (BSPP)
Female Swivel 45° Bend**



Hose I.D.	BSPP Size	Thread Size	A-Drop Inches	Nut Hex	Part No.
1/4"	1/4"	G-1/4-19	0.91	3/4"	GC43-4x4
3/8"	3/8"	G-3/8-19	0.90	7/8"	GC43-6x6
1/2"	1/2"	G-1/2-14	0.87	1"	GC43-8x8
3/4"	3/4"	G-3/4-14	1.31	1-1/4"	GC43-12x12

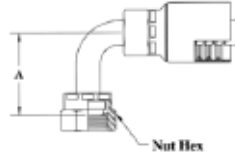
G. as part of thread size is ISO designation for parallel thread

**Male DIN Solid
24° Seat (Light)**



Hose I.D.	Thread Size	Tube O.D.	Hex Size	Part No.
1/4"	M14x1.5	8mm	5/8"	GC66-4x8
3/8"	M16x1.5	10mm	3/4"	GC66-6x10
3/8"	M18x1.5	12mm	3/4"	GC66-6x12
1/2"	M22x1.5	15mm	7/8"	GC66-8x15
5/8"	M26x1.5	18mm	1-1/16"	GC66-10x18
3/4"	M30x2.0	22mm	1-1/4"	GC66-12x22

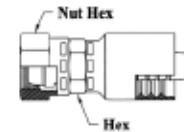
**British Standard (BSPP)
Female Swivel 90° Bend**



Hose I.D.	BSPP Size	Thread Size	A-Drop Inches	Nut Hex	Part No.
1/4"	1/4"	G-1/4-19	1.50	3/4"	GC46-4x4
3/8"	3/8"	G-3/8-19	1.60	7/8"	GC46-6x6
1/2"	1/2"	G-1/2-14	1.89	1"	GC46-8x8
5/8"	5/8"	G-5/8-14	1.83	1-3/16"	GC46-10x10
3/4"	3/4"	G-3/4-14	2.49	1-1/4"	GC46-12x12
1"	1"	G-1-11	2.98	1-1/2"	GC46-16x16

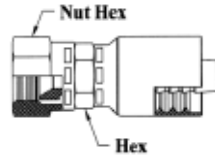
G. as part of thread size is ISO designation for parallel thread

**Female Swivel DIN
Universal Seat (Light)**



Hose I.D.	Tube Size	Thread Size	Hex Size	Nut Hex	Part No.
1/4"	6mm	M12x1.5	5/8"	11/16"	GC37-4x6
1/4"	8mm	M14x1.5	5/8"	11/16"	GC37-4x8
1/4"	10mm	M16x1.5	5/8"	3/4"	GC37-4x10
3/8"	10mm	M16x1.5	11/16"	3/4"	GC37-6x10
3/8"	12mm	M18x1.5	11/16"	7/8"	GC37-6x12
1/2"	15mm	M22x1.5	7/8"	1-1/16"	GC37-8x15
5/8"	18mm	M26x1.5	15/16"	1-1/4"	GC37-10x18
3/4"	22mm	M30x2.0	1-1/8"	1-1/2"	GC37-12x22
1"	28mm	M36x2.0	1-3/8"	1-7/8"	GC37-16x28

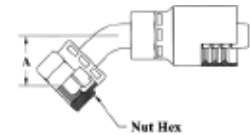
**Female JIS 30° Flare
Parallel Pipe Swivel**



Hose I.D.	Tube Size	Thread Size	Hex Size	Nut Hex	Part No.
1/4"	1/4"	G-1/4-19	5/8"	3/4"	GC40-4x4
3/8"	3/8"	G-3/8-19	11/16"	7/8"	GC40-6x6
1/2"	1/2"	G-1/2-14	7/8"	1-1/16"	GC40-8x8
3/4"	3/4"	G-3/4-14	1-1/8"	1-1/4"	GC40-12x12
1"	1"	G-1-11	1-3/8"	1-1/2"	GC40-16x16

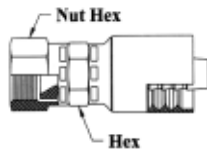
G. as part of thread size is ISO designation for parallel thread

**Female Swivel DIN
Universal Seat (Light)
45° Bend**



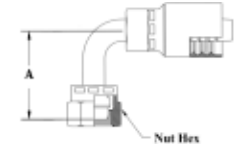
Hose I.D.	Tube Size	Thread Size	A-Drop Inches	Nut Hex	Part No.
1/4"	8mm	M14x1.5	0.97	11/16"	GC41-4x8
1/4"	10mm	M16x1.5	0.96	3/4"	GC41-4x10
3/8"	10mm	M16x1.5	0.96	3/4"	GC41-6x10
3/8"	12mm	M18x1.5	1.00	7/8"	GC41-6x12
1/2"	15mm	M22x1.5	1.18	1-1/16"	GC41-8x15
5/8"	18mm	M26x1.5	1.25	1-1/4"	GC41-10x18
3/4"	22mm	M30x2.0	1.41	1-1/2"	GC41-12x22

**Female 30° Flare
(Komatsu)**



Hose I.D.	Thread Size	Hex Size	Nut Hex	Part No.
1/4"	M14x1.5	5/8"	3/4"	GC39-4x14
3/8"	M18x1.5	11/16"	7/8"	GC39-6x18
1/2"	M22x1.5	7/8"	1"	GC39-8x22
5/8"	M24x1.5	1"	1-1/4"	GC39-10x24
3/4"	M30x1.5	1-1/8"	1-3/8"	GC39-12x30
1"	M33x1.5	1-3/8"	1-1/2"	GC39-16x33
1-1/4"	M36x1.5	1-11/16"	1-7/8"	GC39-20x36

**Female Swivel DIN
Universal Seat (Light)
90° Bend**



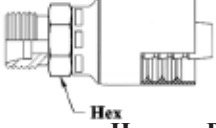
Hose I.D.	Tube Size	Thread Size	A-Drop Inches	Nut Hex	Part No.
1/4"	8mm	M14x1.5	1.48	11/16"	GC44-4x8
1/4"	10mm	M16x1.5	1.65	3/4"	GC44-4x10
3/8"	10mm	M16x1.5	1.65	3/4"	GC44-6x10
3/8"	12mm	M18x1.5	1.65	7/8"	GC44-6x12
1/2"	15mm	M22x1.5	1.93	1-1/16"	GC44-8x15
5/8"	18mm	M26x1.5	2.31	1-1/4"	GC44-10x18
3/4"	22mm	M30x2.0	2.59	1-1/2"	GC44-12x22



Bite to the Wire Hydraulic Hose ends for 100R1/1SN thin cover (57MB-1, 56MB-1), 100R2 thin cover (57MB-2, 56MB-2), 2SN (2SN), HY-PLUS I (HPI), & III (HPIII), 100R16/2SC (R16), 100R17 (R17), Dura-Hyd R16, R17, EX (DH16, DH17, DHEX16), Ultra R16, 100R3, and 100R4 hose. Grip-Crimp couplings can be crimped in virtually all adjustable crimp machines. Some non-adjustable crimp equipment can produce crimp dimensions within CSI's recommended crimp specification. (see pg C9)
Cross reference pages J11-J12

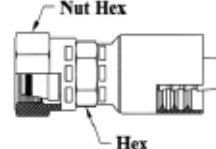
Trivalent Zinc Plating

Male DIN Solid 24° Seat (Heavy)



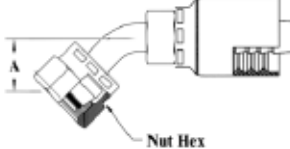
Hose I.D.	Thread Size	Tube O.D.	Hex Size	Part No.
1/4"	M16x1.5	8mm	5/8"	GC67-4x8
1/4"	M18x1.5	10mm	11/16"	GC67-4x10
3/8"	M18x1.5	10mm	3/4"	GC67-6x10
3/8"	M20x1.5	12mm	13/16"	GC67-6x12
3/8"	M22x1.5	14mm	7/8"	GC67-6x14
1/2"	M24x1.5	16mm	7/8"	GC67-8x16
5/8"	M30x2.0	20mm	1-1/4"	GC67-10x20

Female Swivel DIN 24° Seat (Heavy) (O-Ring Included)



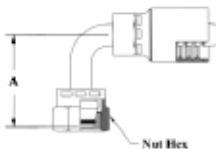
Hose I.D.	Tube Size	Thread Size	Hex Size	Nut Hex	Part No.
1/4"	8mm	M16x1.5	5/8"	3/4"	GC38-4x8
1/4"	10mm	M18x1.5	5/8"	7/8"	GC38-4x10
3/8"	10mm	M18x1.5	3/4"	7/8"	GC38-6x10
3/8"	12mm	M20x1.5	3/4"	1"	GC38-6x12
3/8"	14mm	M22x1.5	3/4"	1-1/16"	GC38-6x14
1/2"	16mm	M24x1.5	7/8"	1-1/8"	GC38-8x16
5/8"	20mm	M30x2.0	1-1/8"	1-1/2"	GC38-10x20
3/4"	20mm	M30x2.0	1-1/8"	1-1/2"	GC38-12x20
3/4"	25mm	M36x2.0	1-3/8"	1-7/8"	GC38-12x25
1"	30mm	M42x2.0	1-11/16"	2"	GC38-16x30

Female Swivel DIN 24° Seat (Heavy) 45° Bend (O-Ring Included)



Hose I.D.	Tube Size	Thread Size	A-Drop Inches	Nut Hex	Part No.
1/4"	10mm	M18x1.5	0.96	7/8"	GC42-4x10
3/8"	12mm	M20x1.5	1.13	1"	GC42-6x12
1/2"	16mm	M24x1.5	1.25	1-1/8"	GC42-8x16
5/8"	20mm	M30x2.0	1.50	1-1/2"	GC42-10x20

Female Swivel DIN 24° Seat (Heavy) 90° Bend (O-Ring Included)



Hose I.D.	Tube Size	Thread Size	A-Drop Inches	Nut Hex	Part No.
1/4"	10mm	M18x1.5	1.50	7/8"	GC45-4x10
3/8"	12mm	M20x1.5	1.95	1"	GC45-6x12
3/8"	14mm	M22x1.5	2.07	1-1/16"	GC45-6x14
1/2"	16mm	M24x1.5	2.05	1-1/8"	GC45-8x16
5/8"	20mm	M30x2.0	2.38	1-1/2"	GC45-10x20

Grip-Crimp Crimp Diameter Charts:

Hose Description	Hose I.D.	Coupling Crimp O.D.
100R1AT (57MB-1) (1/4"-1")		
100R1AT/1SN (56MB-1) (1/4"-2")		
Hy-Plus I (HPI) (1/4"-1")	1/4"	0.655
100R17 One Wire Dim. (R17R) (1/4"-1/2")	3/8"	0.835
Dura-Hyd R17 (DH17) (1/4"-1")	1/2"	0.955
Dura-Hyd R17 (DH17) (1/4"-1")	5/8"	1.070
Hy-Plus III (HPIII) (1/4"-1")	3/4"	1.255
100R16/2SC (R16) (1/4"-1")	1"	1.600
100R16/2SC (R16) (1/4"-1")	1-1/4"	1.980
Dura-Hyd R16/2SC (DH16) (1/4"-1")	1-1/2"	2.300
Dura-Hyd EX R16/2SC (DHEX16) (1/4"-1")	2"	2.745
Ultra R16/2SC (1/4"-1")		
2SK High Pressure (1/4"-3/4")		
100R2AT (57MB-2) (1/4"-1")	1/4"	0.695
100R2AT (56MB-2) (1/4"-2")	3/8"	0.875
2SN (2SN) (1/4"-2")	1/2"	0.995
Hy-Plus II (HPII) (3/4"-1")	5/8"	1.110
Hydraulic Jack Hose (JH2) (1/4"-3/8")	3/4"	1.295
100R3 (3319A) (1/4"-1")	1"	1.640
100R4 (104MB) (3/4"-2")	1-1/4"	2.020
	1-1/2"	2.340
	2"	2.785
	1/4"	0.630
	3/8"	0.800
Reduced OD 100R17 (R17) (1/4"-1")	1/2"	0.925
	5/8"	1.070
	3/4"	1.255
	1"	1.600



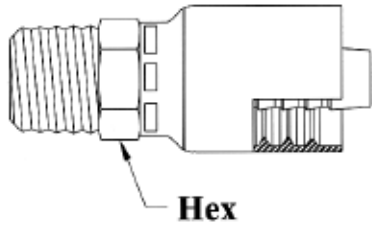
Pressure Wash Couplings

Bite to the Wire Hose ends for 1/4" thru 1/2" pressure wash hose. Grip-Crimp couplings can be crimped in virtually all adjustable crimp machines. Some non-adjustable crimp equipment can produce crimp dimensions within CSI's recommended crimp specification.

50 piece minimum purchase.
Pressure wash grips on page F-3.

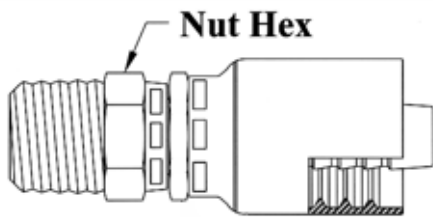
Trivalent Zinc Plating

NPTF Male Solid



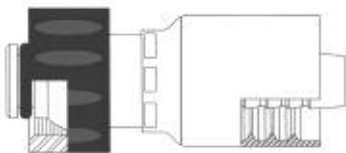
Hose I.D.	Pipe Size	Thread Size	Hex Size	Part No.
1/4"	1/4"	1/4-18	5/8"	GC01-4x4
1/4"	3/8"	3/8-18	3/4"	GC01-4x6
3/8"	3/8"	3/8-18	11/16"	PW01-6x6
1/2"	1/2"	1/2-14	7/8"	GC01-8x8

NPTF Swivel Male *



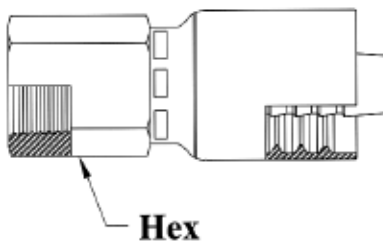
Hose I.D.	Pipe Size	Thread Size	Nut Hex	Part No.
1/4"	1/4"	1/4-18	5/8"	GC04-4x4
1/4"	3/8"	3/8-18	3/4"	GC04-4x6
3/8"	3/8"	3/8-18	3/4"	PW04-6x6
1/2"	1/2"	1/2-14	7/8"	GC04-8x8

M22 x 1.5 Thread



Hose I.D.	Thread Size	Part No.
1/4"	M22x1.5	PWM22-4x6
3/8"	M22x1.5	PWM22-6x6

NPTF Solid Female



Hose I.D.	Pipe Size	Thread Size	Hex Size	Part No.
1/4"	1/4"	1/4-18	3/4"	GC02-4x4
3/8"	3/8"	3/8-18	7/8"	PW02-6x6
1/2"	1/2"	1/2-14	1"	GC02-8x8

Grip Crimp Pressure Wash Coupling Crimp Diameter Chart

Hose	Crimp Diameter
1/4" PW4000 & PW4000BLU	0.620
3/8" PW4000 & PW4000BLU	0.790
3/8" PW6000 & PW6000BLU	0.830

* Note: Swivel for installation purposes only.
Leakage may occur at low pressure.



4GC SERIES

BITE-TO-THE-WIRE

100R12 NO-SKIVE HYDRAULIC COUPLINGS



Bite to the Wire Hose Ends for 100R12 Four Spiral (SP580, RC12B, and DHEXR12).

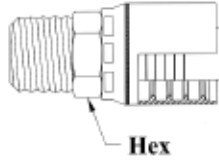
No skive required.

The 4GC Series Four Spiral Coupling is compatible with some fixed and virtually all adjustable spiral crimp machines on the market. Check crimp O.D. carefully.

Cross reference page J13.

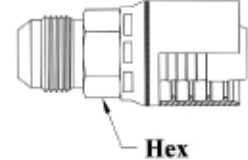
Trivalent Zinc Plating

NPTF Male Solid



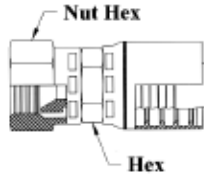
Hose I.D.	Pipe Size	Thread Size	Hex Size	Part No.
1/2"	1/2"	1/2-14	7/8"	4GC01 8x8
1/2"	3/4"	3/4-14	1-1/8"	4GC01 8x12
3/4"	3/4"	3/4-14	1-1/8"	4GC01 12x12
3/4"	1"	1-11 1/2	1-3/8"	4GC01 12x16
1"	3/4"	3/4-14	1-3/8"	4GC01 16x12
1"	1"	1-11 1/2	1-3/8"	4GC01 16x16
1-1/4"	1-1/4"	1 1/4-11 1/2	1-11/16"	4GC01 20x20
1-1/2"	1-1/2"	1 1/2-11 1/2	2-1/8"	4GC01 24x24
2"	2"	2-11 1/2	2-3/4"	4GC01 32x32

Male JIC 37° Solid



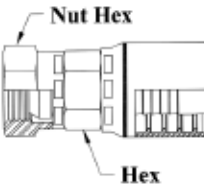
Hose I.D.	Tube Size	Thread Size	Hex Size	Part No.
1/2"	1/2"	3/4x16	7/8"	4GC08 8x8
1/2"	5/8"	7/8x14	7/8"	4GC08 8x10
3/4"	3/4"	1-1/16x12	1-1/8"	4GC08 12x12
3/4"	7/8"	1-3/16x12	1-3/8"	4GC08 12x14
3/4"	1"	1-5/16x12	1-3/8"	4GC08 12x16
1"	1"	1-5/16x12	1-3/8"	4GC08 16x16
1-1/4"	1-1/4"	1-5/8x12	1-11/16"	4GC08 20x20

Female JIC 37° Swivel



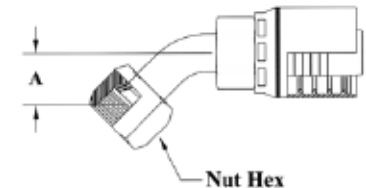
Hose I.D.	Tube Size	Thread Size	Hex Size	Nut Hex	Part No.
1/2"	1/2"	3/4x16	7/8"	7/8"	4GC09 8x8
1/2"	5/8"	7/8x14	7/8"	1"	4GC09 8x10
1/2"	3/4"	1-1/16x12	1-1/8"	1-1/4"	4GC09 8x12
3/4"	3/4"	1-1/16x12	1-1/8"	1-1/4"	4GC09 12x12
3/4"	7/8"	1-3/16x12	1-1/4"	1-1/2"	4GC09 12x14
3/4"	1"	1-5/16x12	1-3/8"	1-1/2"	4GC09 12x16
1"	3/4"	1-1/16x12	1-3/8"	1-1/4"	4GC09 16x12
1"	1"	1-5/16x12	1-3/8"	1-1/2"	4GC09 16x16
1"	1-1/4"	1-5/8x12	1-11/16"	2"	4GC09 16x20
1-1/4"	1-1/4"	1-5/8x12	1-11/16"	2"	4GC09 20x20
1-1/4"	1-1/2"	1-7/8x12	1-7/8"	2-1/4"	4GC09 20x24
1-1/2"	1-1/2"	1-7/8x12	2-1/8"	2-1/4"	4GC09 24x24
2"	2"	2-1/2x12	2-3/4"	2-7/8"	4GC09 32x32

British Standard (BSPP) Female Swivel



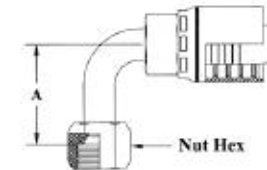
Hose I.D.	BSPP Size	Thread Size	Hex Size	Nut Hex	Part No.
1/2"	1/2"	G-1/2-14	7/8"	1"	4GC10 8x8
3/4"	3/4"	G-3/4-14	1-1/8"	1-1/4"	4GC10 12x12
1"	1"	G-1-11	1-3/8"	1-1/2"	4GC10 16x16

45° Bend JIC 37° Swivel Female



Hose I.D.	Tube Size	Thread Size	A Drop	Nut Hex	Part No.
1/2"	1/2"	3/4x16	.71	7/8"	4GC25 8x8
1/2"	5/8"	7/8x14	.84	1"	4GC25 8x10
3/4"	3/4"	1-1/16x12	1.12	1-1/4"	4GC25 12x12
3/4"	1"	1-5/16x12	1.15	1-1/2"	4GC25 12x16
1"	1"	1-5/16x12	1.15	1-1/2"	4GC25 16x16
1-1/4"	1-1/4"	1-5/8x12	1.69	2"	4GC25 20x20
1-1/2"	1-1/2"	1-7/8x12	1.70	2-1/4"	4GC25 24x24

90° Bend JIC 37° Swivel Female



Hose I.D.	Tube Size	Thread Size	A Drop	Nut Hex	Part No.
1/2"	1/2"	3/4x16	1.15	7/8"	4GC26 8x8
1/2"	5/8"	7/8x14	1.23	1"	4GC26 8x10
3/4"	3/4"	1-1/16x12	1.88	1-1/4"	4GC26 12x12
3/4"	1"	1-5/16x12	2.20	1-1/2"	4GC26 12x16
1"	1"	1-5/16x12	2.20	1-1/2"	4GC26 16x16
1-1/4"	1-1/4"	1-5/8x12	3.31	2"	4GC26 20x20
1-1/2"	1-1/2"	1-7/8x12	3.95	2-1/4"	4GC26 24x24
2"	2"	2-1/2x12	4.64	2-7/8"	4GC26 32x32

Bulk Hose
Vari-Crimp
Grip Crimp
Thermoplastic
Refrigerant
Reusable, Push-on, Access.
Adapters
Fabrication Equipment
Cross-Reference
Thread Identification

A
B
C
D
E
F
G
H
J
K



4GC SERIES

BITE-TO-THE-WIRE

100R12 NO-SKIVE HYDRAULIC COUPLINGS



Bite to the Wire Hose Ends for 100R12 Four Spiral (SP580, RC12B, and DHEXR12).

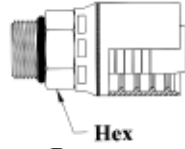
No skive required.

The 4GC Series Four Spiral Coupling is compatible with some fixed and virtually all adjustable spiral crimp machines on the market. Check crimp O.D. carefully.

Cross reference page J13.

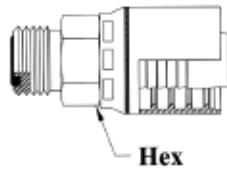
Trivalent Zinc Plating

ORB Male Solid



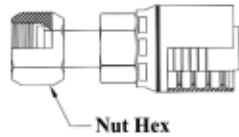
Hose I.D.	Tube Size	Thread Size	Hex Size	Part No.
3/4"	3/4"	1-1/16x12	1-1/8"	4GC11 12x12
1"	1"	1-5/16x12	1-1/2"	4GC11 16x16

O-Ring Face Seal (ORF) Solid Male



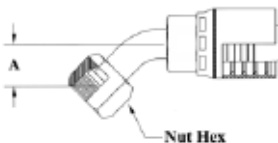
Hose I.D.	Tube Size	Thread Size	Hex Size	Part No.
1/2"	1/2"	13/16x16	7/8"	4GC29 8x8
3/4"	3/4"	1-3/16x12	1-1/4"	4GC29 12x12
1"	1"	1-7/16x12	1-1/2"	4GC29 16x16

Straight O-Ring Face Seal (ORF) Swivel Female



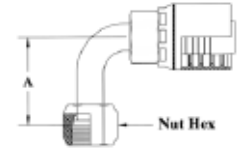
Hose I.D.	Tube Size	Thread Size	Nut Hex	Part No.
1/2"	1/2"	13/16x16	15/16"	4GC30 8x8
1/2"	5/8"	1x14	1-1/8"	4GC30 8x10
3/4"	5/8"	1x14	1-1/8"	4GC30 12x10
3/4"	3/4"	1-3/16x12	1-3/8"	4GC30 12x12
3/4"	1"	1-7/16x12	1-5/8"	4GC30 12x16
1"	1"	1-7/16x12	1-5/8"	4GC30 16x16
1-1/4"	1-1/4"	1-11/16x12	1-7/8"	4GC30 20x20

45° Bend O-Ring Face Seal (ORF) Swivel Female



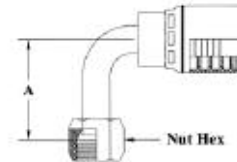
Hose I.D.	Tube Size	Thread Size	A Drop	Nut Hex	Part No.
1/2"	1/2"	13/16x16	0.59	15/16"	4GC31 8x8
1/2"	5/8"	1x14	0.68	1-1/8"	4GC31 8x10
3/4"	3/4"	1-3/16x12	0.84	1-3/8"	4GC31 12x12
3/4"	1"	1-7/16x12	1.14	1-5/8"	4GC31 12x16
1"	1"	1-7/16x12	1.14	1-5/8"	4GC31 16x16
1-1/4"	1-1/4"	1-11/16x12	1.07	1-7/8"	4GC31 20x20

90° Bend O-Ring Face Seal (ORF) Swivel Female



Hose I.D.	Tube Size	Thread Size	A Drop	Nut Hex	Part No.
1/2"	1/2"	13/16x16	1.15	15/16"	4GC32 8x8
1/2"	5/8"	1x14	1.27	1-1/8"	4GC32 8x10
3/4"	5/8"	1x14	1.27	1-1/8"	4GC32 12x10
3/4"	3/4"	1-3/16x12	1.88	1-3/8"	4GC32 12x12
3/4"	1"	1-7/16x12	2.20	1-5/8"	4GC32 12x16
1"	1"	1-7/16x12	2.20	1-5/8"	4GC32 16x16
1-1/4"	1-1/4"	1-11/16x12	2.51	1-7/8"	4GC32 20x20

90° Bend O-Ring Face Seal (ORF) Swivel Female Long Drop



Hose I.D.	Tube Size	Thread Size	A Drop	Nut Hex	Part No.
1/2"	1/2"	13/16x16	2.51	15/16"	4GC33 8x8
3/4"	3/4"	1-3/16x12	3.78	1-3/8"	4GC33 12x12
1"	1"	1-7/16x12	4.50	1-5/8"	4GC33 16x16



"O" Ring For ORF Seal Couplings

Thread Size	Tube Size	"O" Ring Part No.
13/16x16	1/2"	4629x8
1x14	5/8"	4629x10
1-3/16x12	3/4"	4629x12
1-7/16x12	1"	4629x16
1-11/16x12	1-1/4"	4629x20



4GC SERIES

BITE-TO-THE-WIRE

100R12 NO-SKIVE HYDRAULIC COUPLINGS



Bite to the Wire Hose Ends for 100R12 Four Spiral (SP580, RC12B, and DHEXR12).

No skive required.

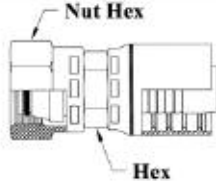
The 4GC Series Four Spiral Coupling is compatible with some fixed and virtually all adjustable spiral crimp machines on the market. Check crimp O.D. carefully.

Cross reference page J13.

Trivalent Zinc Plating

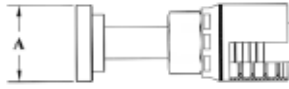
Female Swivel DIN 24° Seat (Heavy)

(O-Ring Included)



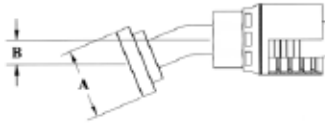
Hose I.D.	Tube Size	Thread Size	Hex Size	Nut Hex	Part No.
1/2"	16mm	M24x1.5	7/8"	1-1/8"	4GC38-8x16
3/4"	25mm	M36x2.0	1-3/8"	1-7/8"	4GC38-12x25
1"	30mm	M42x2.0	1-11/16"	2"	4GC38-16x30

Split Flange (Code 61) Straight



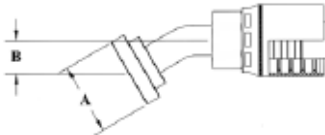
Hose I.D.	Flange Size	A-Dia. Inches	Part No.
1/2"	1/2"	1.19	4GC47 8x8
1/2"	3/4"	1.50	4GC47 8x12
3/4"	3/4"	1.50	4GC47 12x12
3/4"	1"	1.75	4GC47 12x16
1"	1"	1.75	4GC47 16x16
1"	1-1/4"	2.00	4GC47 16x20
1-1/4"	1-1/4"	2.00	4GC47 20x20
1-1/4"	1-1/2"	2.38	4GC47 20x24
1-1/2"	1-1/2"	2.38	4GC47 24x24
2"	2"	2.81	4GC47 32x32

Split Flange (Code 61) 22 1/2° Bend



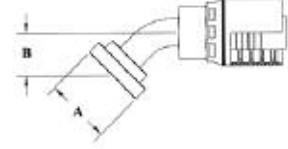
Hose I.D.	Flange Size	A-Dia. Inches	B Drop	Part No.
3/4"	3/4"	1.50	0.44	4GC48 12x12
3/4"	1"	1.75	0.44	4GC48 12x16
1"	1"	1.75	0.45	4GC48 16x16
1"	1-1/4"	2.00	0.45	4GC48 16x20
1-1/4"	1-1/4"	2.00	0.50	4GC48 20x20

Split Flange (Code 61) 30° Bend



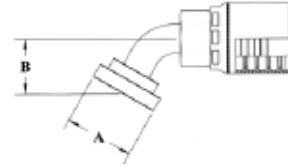
Hose I.D.	Flange Size	A-Dia. Inches	B Drop	Part No.
3/4"	3/4"	1.50	0.59	4GC49 12x12
1"	1"	1.75	0.64	4GC49 16x16
1-1/4"	1-1/4"	2.00	0.72	4GC49 20x20

Split Flange (Code 61) 45° Bend



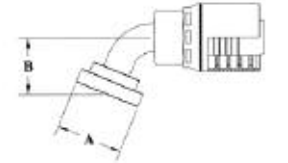
Hose I.D.	Flange Size	A-Dia. Inches	B Drop	Part No.
1/2"	1/2"	1.19	0.78	4GC50 8x8
1/2"	3/4"	1.50	0.82	4GC50 8x12
3/4"	3/4"	1.50	1.00	4GC50 12x12
3/4"	1"	1.75	1.00	4GC50 12x16
1"	1"	1.75	1.12	4GC50 16x16
1"	1-1/4"	2.00	1.12	4GC50 16x20
1-1/4"	1-1/4"	2.00	1.15	4GC50 20x20
1-1/4"	1-1/2"	2.38	1.50	4GC50 20x24
1-1/2"	1-1/2"	2.38	1.41	4GC50 24x24
2"	2"	2.81	2.08	4GC50 32x32

Split Flange (Code 61) 60° Bend



Hose I.D.	Flange Size	A-Dia. Inches	B Drop	Part No.
3/4"	3/4"	1.50	1.38	4GC51 12x12
3/4"	1"	1.75	1.38	4GC51 12x16
1"	1"	1.75	1.51	4GC51 16x16
1-1/4"	1-1/4"	2.00	1.69	4GC51 20x20

Split Flange (Code 61) 67 1/2° Bend



Hose I.D.	Flange Size	A-Dia. Inches	B Drop	Part No.
3/4"	3/4"	1.50	1.59	4GC52 12x12
3/4"	1"	1.75	1.59	4GC52 12x16
1"	1"	1.75	1.76	4GC52 16x16
1-1/4"	1-1/4"	2.00	1.94	4GC52 20x20

Bulk Hose A
 Vari-Crimp B
 Grip Crimp C
 Thermoplastic D
 Refrigerant E
 Reusables, Push-on, Acces. F
 Adapters G
 Fabrication Equipment H
 Cross Reference J
 Thread Identification K



4GC SERIES

BITE-TO-THE-WIRE

100R12 NO-SKIVE HYDRAULIC COUPLINGS



Bite to the Wire Hose Ends for 100R12 Four Spiral (SP580, RC12B, and DHEXR12).

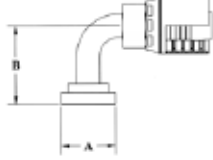
No skive required.

The 4GC Series Four Spiral Coupling is compatible with some fixed and virtually all adjustable spiral crimp machines on the market. Check crimp O.D. carefully.

Cross reference page J13.

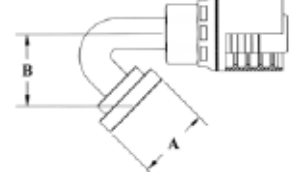
Trivalent Zinc Plating

Split Flange (Code 61) 90° Bend



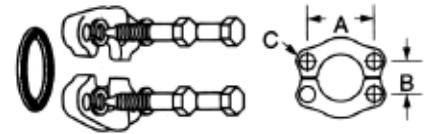
Hose I.D.	Flange Size	A-Dia. Inches	B Drop	Part No.
1/2"	1/2"	1.19	1.63	4GC53 8x8
1/2"	3/4"	1.50	1.68	4GC53 8x12
3/4"	3/4"	1.50	2.12	4GC53 12x12
3/4"	1"	1.75	2.12	4GC53 12x16
1"	1"	1.75	2.38	4GC53 16x16
1"	1-1/4"	2.00	2.38	4GC53 16x20
1-1/4"	1-1/4"	2.00	2.62	4GC53 20x20
1-1/4"	1-1/2"	2.38	3.25	4GC53 20x24
1-1/2"	1-1/2"	2.38	3.12	4GC53 24x24
2"	2"	2.81	4.64	4GC53 32x32

Split Flange (Code 61) 135° Bend



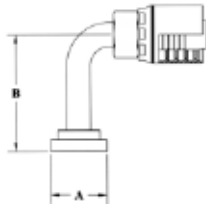
Hose I.D.	Flange Size	A-Dia. Inches	B Drop	Part No.
3/4"	3/4"	1.50	3.00	4GC57 12x12

Split Flange Kits (Code 61)



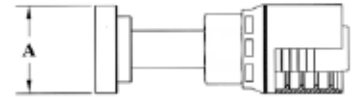
Flange Size	A	B	C	Complete Kit No.	O-Ring No.
1/2"	1.50	.69	11/32	SFK-8	8252
3/4"	1.88	.88	13/32	SFK-12	12252
1"	2.06	1.03	13/32	SFK-16	16252
1-1/4"	2.31	1.19	15/32	SFK-20	20252
1-1/2"	2.75	1.41	17/32	SFK-24	24252
2"	3.06	1.69	17/32	SFK-32	32252

Split Flange (Code 61) 90° Bend Long Drop



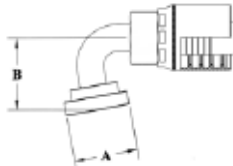
Hose I.D.	Flange Size	A-Dia. Inches	B Drop	Part No.
3/4"	3/4"	1.50	3.75	4GC54 12x12
1"	1"	1.75	4.62	4GC54 16x16

Split Flange (Code 62) Straight



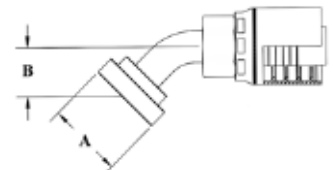
Hose I.D.	Flange Size	A-Dia. Inches	Part No.
3/4"	3/4"	1.62	4GC60 12x12
3/4"	1"	1.88	4GC60 12x16
1"	1"	1.88	4GC60 16x16
1"	1-1/4"	2.12	4GC60 16x20
1-1/4"	1-1/4"	2.12	4GC60 20x20

Split Flange (Code 61) 100° Bend



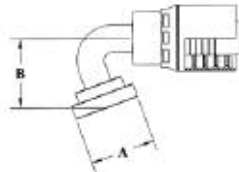
Hose I.D.	Flange Size	A-Dia. Inches	B Drop	Part No.
3/4"	3/4"	1.50	2.33	4GC55 12x12
3/4"	1"	1.75	2.33	4GC55 12x16

Split Flange (Code 62) 45° Bend



Hose I.D.	Flange Size	A-Dia. Inches	B Drop	Part No.
3/4"	3/4"	1.62	1.27	4GC61 12x12
1"	1"	1.88	1.34	4GC61 16x16
1-1/4"	1-1/4"	2.12	1.68	4GC61 20x20

Split Flange (Code 61) 110° Bend



Hose I.D.	Flange Size	A-Dia. Inches	B Drop	Part No.
1"	1"	1.75	2.89	4GC56 16x16



4GC SERIES

BITE-TO-THE-WIRE

100R12 NO-SKIVE HYDRAULIC COUPLINGS



Bite to the Wire Hose Ends for 100R12 Four Spiral (SP580, RC12B, and DHEXR12).

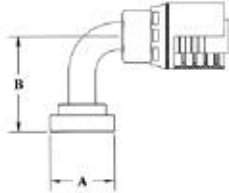
No skive required.

The 4GC Series Four Spiral Coupling is compatible with some fixed and virtually all adjustable spiral crimp machines on the market. Check crimp O.D. carefully.

Cross reference page J13.

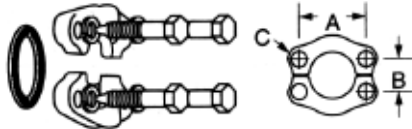
Trivalent Zinc Plating

Split Flange (Code 62) 90° Bend



Hose I.D.	Flange Size	A-Dia. Inches	B Drop	Part No.
3/4"	3/4"	1.62	2.41	4GC62 12x12
3/4"	1"	1.88	2.70	4GC62 12x16
1"	1"	1.88	2.75	4GC62 16x16
1"	1-1/4"	2.12	2.90	4GC62 16x20
1-1/4"	1-1/4"	2.12	3.24	4GC62 20x20

Split Flange Kits (Code 62)



Flange Size	A	B	C	Complete Kit No.	O-Ring No.
3/4"	2.00	.94	13/32	SFK62-12	12252
1"	2.25	1.09	15/32	SFK62-16	16252
1-1/4"	2.63	1.25	17/32	SFK62-20	20252
1-1/2"	3.12	1.44	21/32	SFK62-24	24252
2"	3.81	1.75	25/32	SFK62-32	32252

4GC Series No Skive 100R12 Crimp Chart (SP580, RC12B, & DHEXR12)

Hose Type	Hose ID	Crimp OD
100R12	1/2"	1.110
100R12	3/4"	1.365
100R12	1"	1.705
100R12	1-1/4"	2.035
100R12	1-1/2"	2.300
100R12	2"	2.785

Bulk Hose A
 Vari-Crimp B
 Grip Crimp C
 Thermoplastic D
 Refrigerant E
 Reusables, Pushon, Acces. F
 Adapters G
 Fabrication Equipment H
 Cross Reference J
 Thread Identification K



6GC SERIES

BITE-TO-THE-WIRE

4SH, R13, R15 No-Skive Hydraulic Couplings



Bite to the Wire Hose Ends for 100R13 Spiral Hose (RC13 & DHEXR13) 3/4" thru 2", 100R15 Spiral Hose (RC15) 3/4" thru 1-1/2", & 4SH Spiral Hose 5/8", 3/4", and 1".

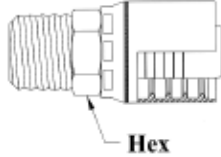
No skive required.

The 6GC Series Six Spiral Coupling is compatible with some fixed and virtually all adjustable spiral crimp machines on the market. Check crimp O.D. carefully.

Cross reference page J13.

Trivalent Zinc Plating

NPTF Male Solid



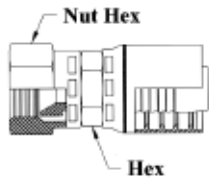
Hose I.D.	Pipe Size	Thread Size	Hex Size	Part No.
3/4"	3/4"	3/4-14	1-1/8"	6GC01 12x12
1"	1"	1-11 1/2	1-3/8"	6GC01 16x16
1-1/4"	1-1/4"	1 1/4-11 1/2	1-11/16"	6GC01 20x20
1-1/2"	1-1/2"	1 1/2-11 1/2	2"	6GC01 24x24
2"	2"	2-11 1/2	2-1/2"	6GC01 32x32

NPTF Male Solid (API Thread)



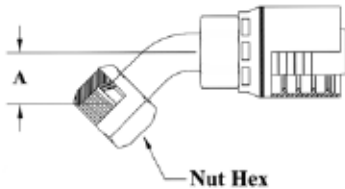
Hose I.D.	Pipe Size	Thread Size	Hex Size	Part No.
1"	1"	1-11 1/2	1-3/8"	6GCAP 16x16
1-1/2"	1-1/2"	1-1/2-11 1/2	2"	6GCAP 24x24
2"	2"	2-11 1/2	2-1/2"	6GCAP 32x32

Female JIC 37° Swivel



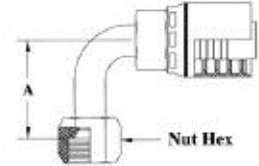
Hose I.D.	Tube Size	Thread Size	Hex Size	Nut Hex	Part No.
5/8"	5/8"	7/8x14	15/16"	1"	6GC09 10x10
3/4"	3/4"	1-1/16x12	1-1/8"	1-1/4"	6GC09 12x12
3/4"	1"	1-5/16x12	1-3/8"	1-1/2"	6GC09 12x16
1"	1"	1-5/16x12	1-3/8"	1-1/2"	6GC09 16x16
1-1/4"	1-1/4"	1-5/8x12	1-11/16"	2"	6GC09 20x20
1-1/2"	1-1/2"	1-7/8x12	2"	2-1/4"	6GC09 24x24
2"	2"	2-1/2x12	2-1/2"	2-7/8"	6GC09 32x32

45° Bend JIC 37° Swivel Female



Hose I.D.	Tube Size	Thread Size	A Drop	Nut Hex	Part No.
3/4"	3/4"	1-1/16x12	1.50	1-1/4"	6GC25 12x12
1"	1"	1-5/16x12	1.75	1-1/2"	6GC25 16x16

90° Bend JIC 37° Swivel Female



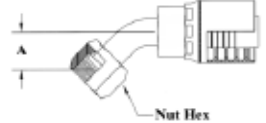
Hose I.D.	Tube Size	Thread Size	A Drop	Nut Hex	Part No.
3/4"	3/4"	1-1/16x12	2.38	1-1/4"	6GC26 12x12
1"	1"	1-5/16x12	2.75	1-1/2"	6GC26 16x16
1-1/4"	1-1/4"	1-5/8x12	3.40	2"	6GC26 20x20

Straight O-Ring Face Seal (ORF) Swivel Female



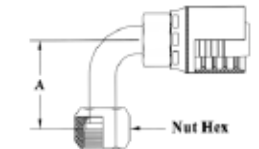
Hose I.D.	Tube Size	Thread Size	Nut Hex	Part No.
5/8"	5/8"	1x14	1-1/8"	6GC30 10x10
3/4"	3/4"	1-3/16x12	1-3/8"	6GC30 12x12
3/4"	1"	1-7/16x12	1-5/8"	6GC30 12x16
1"	1"	1-7/16x12	1-5/8"	6GC30 16x16
1-1/4"	1-1/4"	1-11/16x12	1-7/8"	6GC30 20x20
1-1/2"	1-1/2"	2x12	2-1/4"	6GC30 24x24

45° Bend O-Ring Face Seal (ORF) Swivel Female



Hose I.D.	Tube Size	Thread Size	A Drop	Nut Hex	Part No.
5/8"	5/8"	1x14	0.75	1-1/8"	6GC31 10x10
3/4"	3/4"	1-3/16x12	0.95	1-3/8"	6GC31 12x12
1"	1"	1-7/16x12	1.16	1-5/8"	6GC31 16x16
1-1/4"	1-1/4"	1-11/16x12	1.25	1-7/8"	6GC31 20x20

90° Bend O-Ring Face Seal (ORF) Swivel Female



Hose I.D.	Tube Size	Thread Size	A Drop	Nut Hex	Part No.
5/8"	5/8"	1x14	1.50	1-1/8"	6GC32 10x10
3/4"	3/4"	1-3/16x12	2.00	1-3/8"	6GC32 12x12
3/4"	1"	1-7/16x12	2.50	1-5/8"	6GC32 12x16
1"	1"	1-7/16x12	2.50	1-5/8"	6GC32 16x16
1-1/4"	1-1/4"	1-11/16x12	2.80	1-7/8"	6GC32 20x20



6GC SERIES

BITE-TO-THE-WIRE

4SH, R13, R15 No-Skive Hydraulic Couplings



Bite to the Wire Hose Ends for 100R13 Spiral Hose (RC13 & DHEXR13) 3/4" thru 2", 100R15 Spiral Hose (RC15) 3/4" thru 1-1/2", & 4SH Spiral Hose 5/8", 3/4", and 1".

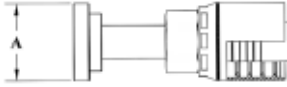
No skive required.

The 6GC Series Six Spiral Coupling is compatible with some fixed and virtually all adjustable spiral crimp machines on the market. Check crimp O.D. carefully.

Cross reference page J13.

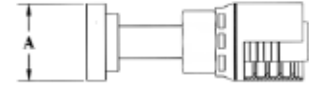
Trivalent Zinc Plating

Split Flange (Code 61) Straight



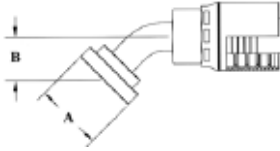
Hose I.D.	Flange Size	A-Dia. Inches	Part No.
3/4"	3/4"	1.50	6GC47 12x12
1"	1"	1.75	6GC47 16x16
1-1/4"	1-1/4"	2.00	6GC47 20x20
1-1/2"	1-1/2"	2.38	6GC47 24x24
2"	2"	2.81	6GC47 32x32

Split Flange (Code 62) Straight



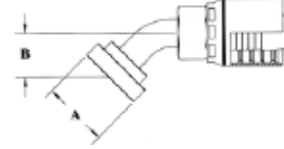
Hose I.D.	Flange Size	A-Dia. Inches	Part No.
3/4"	3/4"	1.62	6GC60 12x12
3/4"	1"	1.88	6GC60 12x16
1"	1"	1.88	6GC60 16x16
1"	1-1/4"	2.12	6GC60 16x20
1-1/4"	1-1/4"	2.12	6GC60 20x20
1-1/2"	1-1/2"	2.50	6GC60 24x24
2"	2"	3.12	6GC60 32x32

Split Flange (Code 61) 45° Bend



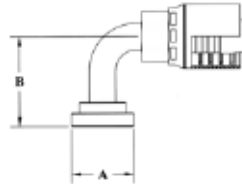
Hose I.D.	Flange Size	A-Dia. Inches	B Drop	Part No.
3/4"	3/4"	1.50	1.25	6GC50 12x12
1"	1"	1.75	1.30	6GC50 16x16
1-1/4"	1-1/4"	2.00	1.50	6GC50 20x20
1-1/2"	1-1/2"	2.38	1.75	6GC50 24x24
2"	2"	2.81	2.25	6GC50 32x32

Split Flange (Code 62) 45° Bend



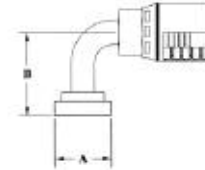
Hose I.D.	Flange Size	A-Dia. Inches	B Drop	Part No.
3/4"	3/4"	1.62	1.25	6GC61 12x12
3/4"	1"	1.88	1.38	6GC61 12x16
1"	1"	1.88	1.38	6GC61 16x16
1"	1-1/4"	2.12	1.38	6GC61 16x20
1-1/4"	1-1/4"	2.12	1.50	6GC61 20x20
1-1/2"	1-1/2"	2.50	1.70	6GC61 24x24
2"	2"	3.12	2.25	6GC61 32x32

Split Flange (Code 61) 90° Bend



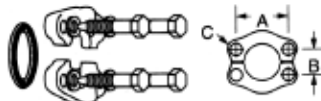
Hose I.D.	Flange Size	A-Dia. Inches	B Drop	Part No.
3/4"	3/4"	1.50	2.38	6GC53 12x12
1"	1"	1.75	2.75	6GC53 16x16
1-1/4"	1-1/4"	2.00	2.88	6GC53 20x20
1-1/2"	1-1/2"	2.38	4.00	6GC53 24x24
2"	2"	2.81	5.40	6GC53 32x32

Split Flange (Code 62) 90° Bend



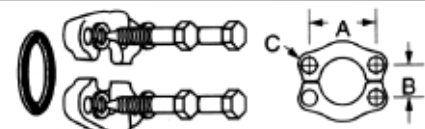
Hose I.D.	Flange Size	A-Dia. Inches	B Drop	Part No.
3/4"	3/4"	1.62	2.50	6GC62 12x12
3/4"	1"	1.88	2.50	6GC62 12x16
1"	1"	1.88	2.75	6GC62 16x16
1"	1-1/4"	2.12	2.88	6GC62 16x20
1-1/4"	1-1/4"	2.12	3.25	6GC62 20x20
1-1/2"	1-1/2"	2.50	3.75	6GC62 24x24
2"	2"	3.12	5.38	6GC62 32x32

Split Flange Kits (Code 61)



Flange Size	A	B	C	Complete Kit No.	O-Ring No.
3/4"	1.88	.88	13/32	SFK-12	12252
1"	2.06	1.03	13/32	SFK-16	16252
1-1/4"	2.31	1.19	15/32	SFK-20	20252
1-1/2"	2.75	1.41	17/32	SFK-24	24252
2"	3.06	1.69	17/32	SFK-32	32252

Split Flange Kits (Code 62)



Flange Size	A	B	C	Complete Kit No.	O-Ring No.
3/4"	2.00	.94	13/32	SFK62-12	12252
1"	2.25	1.09	15/32	SFK62-16	16252
1-1/4"	2.63	1.25	17/32	SFK62-20	20252
1-1/2"	3.12	1.44	21/32	SFK62-24	24252
2"	3.81	1.75	25/32	SFK62-32	32252

Bulk Hose A
 Vari-Crimp B
 Grip Crimp C
 Thermoplastic D
 Refrigerant E
 Reusables, Push-on, Acces. F
 Adapters G
 Fabrication Equipment H
 Cross Reference J
 Thread Identification K



6GC SERIES

BITE-TO-THE-WIRE

4SH, R13, R15 No-Skive Hydraulic Couplings



Bite to the Wire Hose Ends for 100R13 Spiral Hose (RC13 & DHEXR13) 3/4" thru 2", 100R15 Spiral Hose (RC15) 3/4" thru 1-1/2", & 4SH Spiral Hose 5/8", 3/4", and 1".

No skive required.

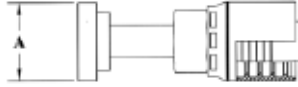
The 6GC Series Six Spiral Coupling is compatible with some fixed and virtually all adjustable spiral crimp machines on the market. Check crimp O.D. carefully.

Cross reference page J13.

Trivalent Zinc Plating

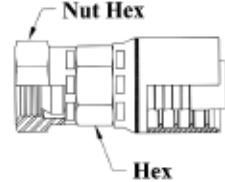
Extra Heavy Duty Split Flange Straight

For use on Caterpillar® Equipment.



Hose I.D.	Flange Size	A-Dia. Inches	Part No.
3/4"	3/4"	1.62	6GC80 12x12
1"	1"	1.88	6GC80 16x16
1-1/4"	1-1/4"	2.12	6GC80 20x20
1-1/2"	1-1/2"	2.50	6GC80 24x24
2"	2"	3.12	6GC80 32x32

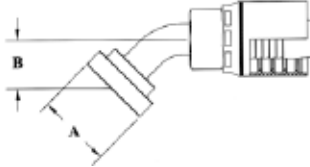
British Standard (BSPP) Female Swivel



Hose I.D.	BSPP Size	Thread Size	Hex Size	Nut Hex	Part No.
3/4"	3/4"	G-3/4-14	1-1/8"	1-1/4"	6GC10 12x12
1"	1"	G-1-11	1-3/8"	1-1/2"	6GC10 16x16

Extra Heavy Duty Split Flange 45° Bend

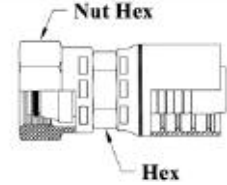
For use on Caterpillar® Equipment.



Hose I.D.	Flange Size	A-Dia. Inches	B Drop	Part No.
3/4"	3/4"	1.62	1.25	6GC81 12x12
1"	1"	1.88	1.40	6GC81 16x16
1-1/4"	1-1/4"	2.12	1.50	6GC81 20x20
1-1/2"	1-1/2"	2.50	1.75	6GC81 24x24

Female Swivel DIN 24° Seat (Heavy)

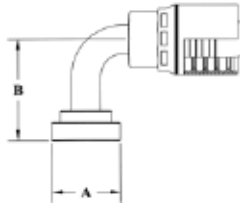
(O-Ring Included)



Hose I.D.	Tube Size	Thread Size	Hex Size	Nut Hex	Part No.
3/4"	25mm	M36x2.0	1-3/8"	1-7/8"	6GC38 12x25
1"	30mm	M42x2.0	1-11/16"	2"	6GC38 16x30

Extra Heavy Duty Split Flange 90° Bend

For use on Caterpillar® Equipment.



Hose I.D.	Flange Size	A-Dia. Inches	B Drop	Part No.
3/4"	3/4"	1.62	2.50	6GC82 12x12
1"	1"	1.88	3.00	6GC82 16x16
1-1/4"	1-1/4"	2.12	3.38	6GC82 20x20
1-1/2"	1-1/2"	2.50	4.00	6GC82 24x24
2"	2"	3.12	5.50	6GC82 32x32

6GC Series No Skive 100R13 Crimp Chart

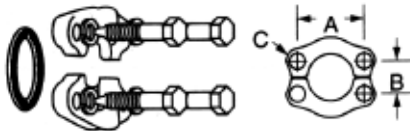
Hose Type	Hose ID	Crimp OD
100R13	3/4"	1.430
100R13	1"	1.740
100R13	1-1/4"	2.150
100R13	1-1/2"	2.450
100R13	2"	3.035

6GC Series No Skive 100R15 Crimp Chart

Hose Type	Hose ID	Crimp OD
100R15	3/4"	1.430
100R15	1"	1.740
100R15	1-1/4"	2.150
100R15	1-1/2"	2.450

Split Flange Kits (Extra Heavy)

For use on Caterpillar® Equipment.



Flange Size	A	B	C	Complete Kit No.	D-Ring No.
3/4"	2.00	.94	13/32	SFKHD-12	D12
1"	2.25	1.09	15/32	SFKHD-16	D16
1-1/4"	2.63	1.25	17/32	SFKHD-20	D20
1-1/2"	3.12	1.44	21/32	SFKHD-24	D24
2"	3.81	1.75	25/32	SFKHD-32	D32

6GC Series No Skive 4SH Crimp Chart

Hose Type	Hose ID	Crimp OD
4SH	5/8"	1.270
4SH	3/4"	1.430
4SH	1"	1.740



XP SERIES

BITE-TO-THE-WIRE

4SH NO-SKIVE HYDRAULIC COUPLINGS



Bite to the Wire Hose Ends for 4SH Extreme Pressure Spiral Hoses (1-1/4" thru 2" 4SH)

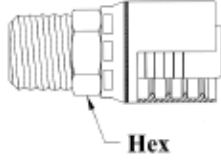
No skive required.

The XP Series Spiral Coupling is compatible with some fixed and virtually all adjustable spiral crimp machines on the market. Check crimp O.D. carefully.

Cross reference page J13

Trivalent Zinc Plating

NPTF Male Solid



Hose I.D.	Pipe Size	Thread Size	Hex Size	Part No.
1-1/4"	1-1/4"	1 1/4-11 1/2	1-11/16"	XP01 20x20
1-1/2"	1-1/2"	1 1/2-11 1/2	2"	XP01 24x24
2"	2"	2-11 1/2	2-1/2"	XP01 32x32

Straight O-Ring Face Seal (ORF) Swivel Female



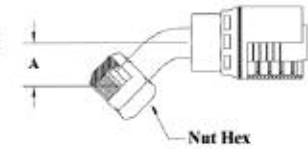
Hose I.D.	Tube Size	Thread Size	Nut Hex	Part No.
1-1/4"	1-1/4"	1-11/16x12	1-7/8"	XP30 20x20

Female JIC 37° Swivel



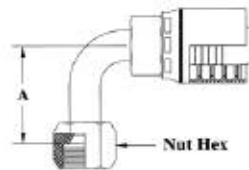
Hose I.D.	Tube Size	Thread Size	Hex Size	Nut Hex	Part No.
1-1/4"	1-1/4"	1-5/8x12	1-11/16"	2"	XP09 20x20
1-1/2"	1-1/2"	1-7/8x12	2"	2-1/4"	XP09 24x24
2"	2"	2-1/2x12	2-1/2"	2-7/8"	XP09 32x32

45° Bend O-Ring Face Seal (ORF) Swivel Female



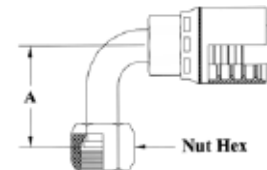
Hose I.D.	Tube Size	Thread Size	A Drop	Nut Hex	Part No.
1-1/4"	1-1/4"	1-11/16x12	1.25	1-7/8"	XP31 20x20

90° Bend JIC 37° Swivel Female



Hose I.D.	Tube Size	Thread Size	A Drop	Nut Hex	Part No.
1-1/4"	1-1/4"	1-5/8x12	3.40	2"	XP26 20x20

90° Bend O-Ring Face Seal (ORF) Swivel Female



Hose I.D.	Tube Size	Thread Size	A Drop	Nut Hex	Part No.
1-1/4"	1-1/4"	1-11/16x12	2.80	1-7/8"	XP32 20x20

Bulk Hose
Vari-Crimp
Grip Crimp
Thermoplastic
Refrigerant
Reusable, Push-on Acces.
Adapters
Fabrication Equipment
Cross-Reference
Thread Identification

A
B
C
D
E
F
G
H
J
K

For XP Series refer to 4SH Addition Sheet under resources at www.couplamatic.com



XP SERIES

BITE-TO-THE-WIRE

4SH NO-SKIVE HYDRAULIC COUPLINGS



Bite to the Wire Hose Ends for 4SH Extreme Pressure Spiral Hoses (1-1/4" thru 2" 4SH)

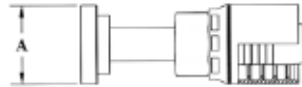
No skive required.

The XP Series Spiral Coupling is compatible with some fixed and virtually all adjustable spiral crimp machines on the market. Check crimp O.D. carefully.

Cross reference page J13.

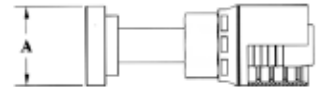
Trivalent Zinc Plating

Split Flange (Code 61) Straight



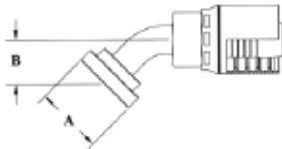
Hose I.D.	Flange Size	A-Dia. Inches	Part No.
1-1/4"	1-1/4"	2.00	XP47 20x20
1-1/2"	1-1/2"	2.38	XP47 24x24
2"	2"	2.81	XP47 32x32

Split Flange (Code 62) Straight



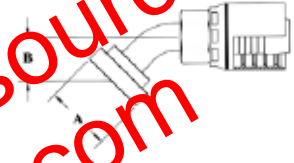
Hose I.D.	Flange Size	A-Dia. Inches	Part No.
1-1/4"	1-1/4"	2.12	XP60 20x20
1-1/2"	1-1/2"	2.50	XP60 24x24
2"	2"	3.12	XP60 32x32

Split Flange (Code 61) 45° Bend



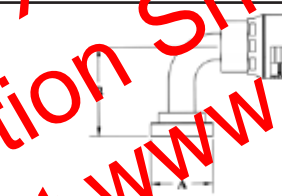
Hose I.D.	Flange Size	A-Dia. Inches	B Drop	Part No.
1-1/4"	1-1/4"	2.00	1.50	XP50 20x20
1-1/2"	1-1/2"	2.38	1.75	XP50 24x24
2"	2"	2.81	2.25	XP50 32x32

Split Flange (Code 62) 45° Bend



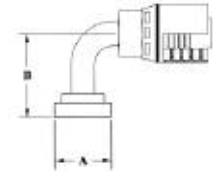
Hose I.D.	Flange Size	A-Dia. Inches	B Drop	Part No.
1-1/4"	1-1/4"	2.12	1.50	XP61 20x20
1-1/2"	1-1/2"	2.50	1.70	XP61 24x24
2"	2"	3.12	2.25	XP61 32x32

Split Flange (Code 61) 90° Bend



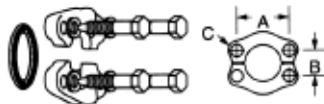
Hose I.D.	Flange Size	A-Dia. Inches	B Drop	Part No.
1-1/4"	1-1/4"	2.00	2.88	XP53 20x20
1-1/2"	1-1/2"	2.38	4.00	XP53 24x24
2"	2"	2.81	5.40	XP53 32x32

Split Flange (Code 62) 90° Bend



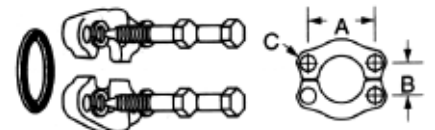
Hose I.D.	Flange Size	A-Dia. Inches	B Drop	Part No.
1-1/4"	1-1/4"	2.12	3.25	XP62 20x20
1-1/2"	1-1/2"	2.50	3.75	XP62 24x24
2"	2"	3.12	5.38	XP62 32x32

Split Flange Kits (Code 61)



Flange Size	A	B	C	Complete Kit No.	O-Ring No.
1-1/4"	2.31	1.19	15/32	SFK-20	20252
1-1/2"	2.75	1.41	17/32	SFK-24	24252
2"	3.06	1.69	17/32	SFK-32	32252

Split Flange Kits (Code 62)



Flange Size	A	B	C	Complete Kit No.	O-Ring No.
1-1/4"	2.63	1.25	17/32	SFK62-20	20252
1-1/2"	3.12	1.44	21/32	SFK62-24	24252
2"	3.81	1.75	25/32	SFK62-32	32252



XP SERIES BITE-TO-THE-WIRE

4SH NO-SKIVE HYDRAULIC COUPLINGS



Bite to the Wire Hose Ends for 4SH Extreme Pressure Spiral Hoses (1-1/4" thru 2" 4SH)

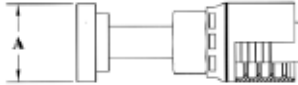
No skive required.

The XP Series Spiral Coupling is compatible with some fixed and virtually all adjustable spiral crimp machines on the market. Check crimp O.D. carefully. Cross reference page J13.

Trivalent Zinc Plating

Extra Heavy Duty Split Flange Straight

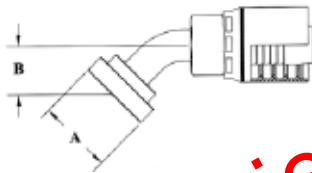
For use on Caterpillar® Equipment.



Hose I.D.	Flange Size	A-Dia. Inches	Part No.
1-1/4"	1-1/4"	2.12	XP80 20x20
1-1/2"	1-1/2"	2.50	XP80 24x24

Extra Heavy Duty Split Flange 45° Bend

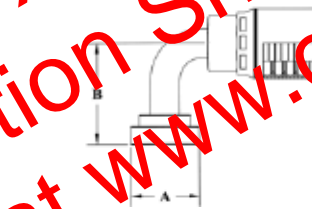
For use on Caterpillar® Equipment.



Hose I.D.	Flange Size	A-Dia. Inches	B Drop	Part No.
1-1/4"	1-1/4"	2.12	1.50	XP81 20x20
1-1/2"	1-1/2"	2.50	1.75	XP81 24x24

Extra Heavy Duty Split Flange 90° Bend

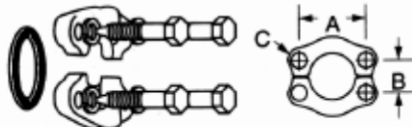
For use on Caterpillar® Equipment.



Hose I.D.	Flange Size	A-Dia. Inches	B Drop	Part No.
1-1/4"	1-1/4"	2.12	3.38	XP82 20x20
1-1/2"	1-1/2"	2.50	4.00	XP82 24x24

Split Flange Kits (Extra Heavy)

For use on Caterpillar® Equipment.



Flange Size	A	B	C	Complete Kit No.	D-Ring No.
3/4"	2.00	.94	13/32	SFKHD-12	D12
1"	2.25	1.09	15/32	SFKHD-16	D16
1-1/4"	2.63	1.25	17/32	SFKHD-20	D20
1-1/2"	3.12	1.44	21/32	SFKHD-24	D24
2"	3.81	1.75	25/32	SFKHD-32	D32

XP Series No Skive 4SH Crimp Chart

Hose Type	Hose ID	Crimp OD
4SH	1-1/4"	2.150
4SH	1-1/2"	2.450
4SH	2"	2.750

For XP Series refer to 4SH Addition Sheet under resources at www.couplamatic.com

A Bulk Hose
 B Vari-Crimp
 C Grip Crimp
 D Thermoplastic
 E Refrigerant
 F Reusables, Push-on, Access
 G Adapters
 H Fabrication Equipment
 J Cross Reference
 K Thread Identification

3 Series Thermoplastic Couplings

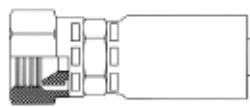

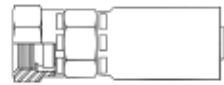
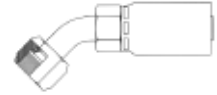


Hydraulic hose ends for use with thermoplastic hydraulic hose. 100R7 (H7, H7NC, H7TL, H7TLNC and 100R8 (HS8, HS8NC). Coupling may be used in Couplamatic Systems Inc., Synflex, and Parker Hannifin Swage machines.

Thermoplastic Couplings may be swaged or crimped. Cross reference page J14.

Not for use on reduced OD 100R7

Trivalent Zinc Plating

NPTF Male Solid					Male JIC 37° Solid							
Hose I.D.	Pipe Size	Part No.	Die 4540	Pusher 4599	Hose I.D.	Thread Size	Tube O.D.	Part No.	Die 4540	Pusher 4599		
1/8"	1/8"	3-02102	302	MP023	3/16"	7/16-20	1/4"	3-03504	303	MP001		
3/16"	1/8"	3-03102	303	MP001	1/4"	7/16-20	1/4"	3-04504	304	MP002		
3/16"	1/4"	3-03104	303	MP004	1/4"	1/2-20	5/16"	3-04505	304	MP002		
1/4"	1/8"	3-04102	304	MP002	1/4"	9/16-18	3/8"	3-04506	304	MP005		
1/4"	1/4"	3-04104	304	MP004	5/16"	9/16-18	3/8"	3-05506	305	MP004		
1/4"	3/8"	3-04106	304	MP005	3/8"	9/16-18	3/8"	3-06506	306	MP005		
5/16"	1/4"	3-05104	305	MP004	3/8"	3/4-16	1/2"	3-06508	306	MP007		
5/16"	3/8"	3-05106	305	MP005	1/2"	3/4-16	1/2"	3-08508	308	MP008		
3/8"	1/4"	3-06104	306	MP005	1/2"	7/8-14	5/8"	3-08510	308	MP009		
3/8"	3/8"	3-06106	306	MP005	Female JIC 37° Swivel 							
3/8"	1/2"	3-06108	306	MP009								
1/2"	3/8"	3-08106	308	MP008								
1/2"	1/2"	3-08108	308	MP009								
3/4"	3/4"	3-12112	312	MP011								
1"	1"	3-16116	316	MP013								
3/4"	3/4"	3H-12112		MP011								
1"	1"	3H-16116		MP013								
NPTF Swivel Male * 											Hose I.D. Thread Size Tube O.D. Part No. Die 4540 Pusher 4599	Hose I.D. Thread Size Tube O.D. Part No. Die 4540 Pusher 4599
3/16"	1/4"	3-03144	303	MP003							1/8"	7/16-20
1/4"	1/4"	3-04144	304	MP003	3/16"	7/16-20	1/4"	3-03544	303	FP011		
3/8"	3/8"	3-06146	306	MP006	1/4"	7/16-20	1/4"	3-04544	304	FP012		
1/2"	1/2"	3-08148	308	MP010	1/4"	1/2-20	5/16"	3-04545	304	FP013		
NPSM Swivel Female 					1/4"	9/16-18	3/8"	3-04546	304	FP013		
					5/16"	1/2-20	5/16"	3-05545	305	FP013		
					5/16"	9/16-18	3/8"	3-05546	305	FP013		
					3/8"	9/16-18	3/8"	3-06546	306	FP015		
					3/8"	3/4-16	1/2"	3-06548	306	FP005		
					1/2"	3/4-16	1/2"	3-08548	308	FP016		
					1/2"	7/8-14	5/8"	3-08550	308	FP006		
					3/4"	1-1/16-12	3/4"	3-12552	312	FP008		
					45° Bend JIC 37° Swivel Female 					Hose I.D. Thread Size Tube O.D. Drop Inches Part No. Die 4540 Pusher 4599	Hose I.D. Thread Size Tube O.D. Drop Inches Part No. Die 4540 Pusher 4599	
										1/4"	1/2-20	5/16"
3/8"	9/16-18	3/8"	0.59	3-06606						306	TP206	
3/8"	3/4-16	1/2"	0.71	3-06608						306	TP208	
1/2"	3/4-16	1/2"	0.71	3-08608						308	TP308	
1/2"	7/8-14	5/8"	0.84	3-08610						308	TP310	

* Swivel for installation purposes only. May leak at low pressure.

3 Series Thermoplastic Couplings



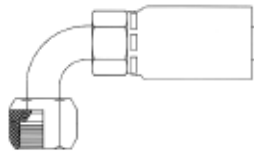
Hydraulic hose ends for use with thermoplastic hydraulic hose. 100R7 (H7, H7NC, H7TL, H7TLNC and 100R8 (HS8, HS8NC). Coupling may be used in Couplamatic Systems Inc., Synflex, and Parker Hannifin Swage machines.

Thermoplastic Couplings may be swaged or crimped. Cross reference page J14.

Not for use on reduced OD 100R7

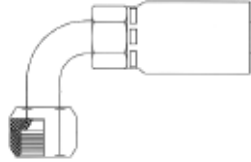
Trivalent Zinc Plating

90° Bend JIC 37° Swivel Female



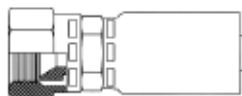
Hose I.D.	Thread Size	Tube O.D.	Drop Inches	Part No.	Die 4540	Pusher 4599
3/16"	7/16-20	1/4"	0.81	3-03644	303	TP204
1/4"	7/16-20	1/4"	0.81	3-04644	304	TP204
1/4"	1/2-20	5/16"	0.83	3-04645	304	TP205
1/4"	9/16-18	3/8"	0.91	3-04646	304	TP206
5/16"	9/16-18	3/8"	0.91	3-05646	305	TP206
3/8"	9/16-18	3/8"	0.91	3-06646	306	TP206
3/8"	3/4-16	1/2"	1.15	3-06648	306	TP208
1/2"	3/4-16	1/2"	1.15	3-08648	308	TP308
1/2"	7/8-14	5/8"	1.23	3-08650	308	TP310

90° Bend JIC 37° Swivel Female Long Drop



Hose I.D.	Thread Size	Tube O.D.	Drop Inches	Part No.	Die 4540	Pusher 4599
1/4"	1/2-20	5/16"	1.77	3-04845	304	TP205
3/8"	9/16-18	3/8"	2.18	3-06846	306	TP206
3/8"	3/4-16	1/2"	2.50	3-06848	306	TP208
1/2"	7/8-14	5/8"	2.75	3-08850	308	TP310

Female SAE 45° Swivel



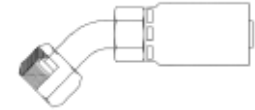
Hose I.D.	Thread Size	Tube O.D.	Part No.	Die 4540	Pusher 4599
3/8"	5/8-18	3/8"	3-06A06	306	FP014

Straight O-Ring Face Seal (ORF) Swivel Female



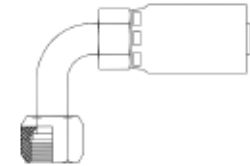
Hose I.D.	Thread Size	Tube O.D.	Part No.	Die 4540	Pusher 4599
1/4"	9/16-18	1/4"	3-04404	304	MP045
5/16"	11/16-16	3/8"	3-05406	305	MP037
3/8"	11/16-16	3/8"	3-06406	306	MP037
1/2"	13/16-16	1/2"	3-08408	308	MP046

45° Bend O-Ring Face Seal (ORF) Swivel Female



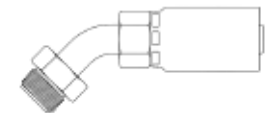
Hose I.D.	Thread Size	Tube O.D.	Drop Inches	Part No.	Die 4540	Pusher 4599
1/4"	9/16-18	1/4"	.40	3-04444	304	TP204
3/8"	11/16-16	3/8"	.44	3-06446	306	TP206

90° Bend O-Ring Face Seal (ORF) Swivel Female



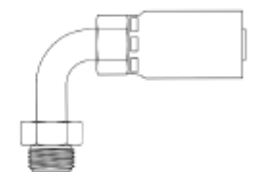
Hose I.D.	Thread Size	Tube O.D.	Drop Inches	Part No.	Die 4540	Pusher 4599
1/4"	9/16-18	1/4"	0.78	3-04474	304	TP204
5/16"	11/16-16	3/8"	0.90	3-05476	305	TP206
3/8"	11/16-16	3/8"	0.90	3-06476	306	TP206
1/2"	13/16-16	1/2"	1.15	3-08478	308	TP30

45° Bend Inverted Flare



Hose I.D.	Thread Size	Tube O.D.	Drop Inches	Part No.	Die 4540	Pusher 4599
3/8"	5/8-18	3/8"	0.97	3-06C46	306	TP206

90° Bend Inverted Flare



Hose I.D.	Thread Size	Tube O.D.	Drop Inches	Part No.	Die 4540	Pusher 4599
3/8"	5/8-18	3/8"	1.66	3-06C76	306	TP206

THERMOPLASTIC CRIMP DIAMETER CHART

100R7, REDUCED OD 100R8, & 100R18 (H7, H7NC, H7TL, H7TLNC, HS8, HS8NC, & R18)

Dash Size	I.D.	Crimp O.D.
-2	1/8"	.365
-3	3/16"	.500
-4	1/4"	.555
-5	5/16"	.630
-6	3/8"	.675
-8	1/2"	.830
-12	3/4"	1.080
-16	1"	1.340

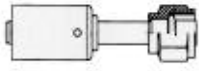

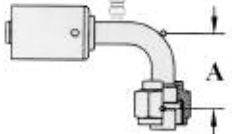
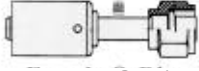
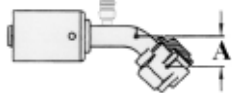

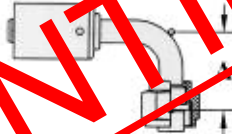


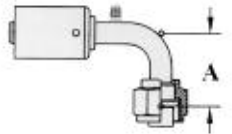
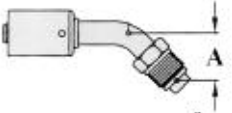
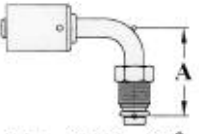
Refrigerant Hose Fittings

R-12 & R-134A



Refrigerant Hose Ends are for use with Refrigerant hose (F204), and are compatible with both R-12 and R-134A refrigerants. Refrigerant fittings should be applied with a "bubble crimp" to pass new coupling integrity performance requirements. BL series has steel nut and ferrule, and an aluminum tube. SB series has steel nut, tube, and ferrule. See page H2 for crimpers, dies, and die carriers. See page A16 for Refrigerant Hose (No. F204).

****Minimum order of 5 pcs. per part # on all refrigerant fittings.****

 <p>Female O-Ring</p> <table border="1"> <thead> <tr> <th>Hose I.D.</th> <th>Thread Size</th> <th>Tube O.D.</th> <th>Part No.</th> </tr> </thead> <tbody> <tr> <td>5/16" (#6)</td> <td>5/8-18</td> <td>3/8</td> <td>BL1301</td> </tr> <tr> <td>13/32" (#8)</td> <td>3/4-16</td> <td>1/2</td> <td>BL1302</td> </tr> <tr> <td>1/2" (#10)</td> <td>7/8-14</td> <td>5/8</td> <td>BL1303</td> </tr> <tr> <td>5/8" (#12)</td> <td>1-1/16-14</td> <td>3/4</td> <td>BL1304</td> </tr> <tr> <td>1/2" (#10)</td> <td>3/4-16</td> <td>1/2</td> <td>BL1306</td> </tr> </tbody> </table>					Hose I.D.	Thread Size	Tube O.D.	Part No.	5/16" (#6)	5/8-18	3/8	BL1301	13/32" (#8)	3/4-16	1/2	BL1302	1/2" (#10)	7/8-14	5/8	BL1303	5/8" (#12)	1-1/16-14	3/4	BL1304	1/2" (#10)	3/4-16	1/2	BL1306	 <p>Female O-Ring 45° With R-12 Service Port</p> <table border="1"> <thead> <tr> <th>Hose I.D.</th> <th>Thread Size</th> <th>Tube O.D.</th> <th>Drop A (In.)</th> <th>Part No.</th> </tr> </thead> <tbody> <tr> <td>5/16" (#6)</td> <td>5/8-18</td> <td>3/8</td> <td>.56</td> <td>BL1311-1</td> </tr> <tr> <td>13/32" (#8)</td> <td>3/4-16</td> <td>1/2</td> <td>.63</td> <td>BL1312-1</td> </tr> <tr> <td>1/2" (#10)</td> <td>7/8-14</td> <td>5/8</td> <td>.88</td> <td>BL1313-1</td> </tr> </tbody> </table>					Hose I.D.	Thread Size	Tube O.D.	Drop A (In.)	Part No.	5/16" (#6)	5/8-18	3/8	.56	BL1311-1	13/32" (#8)	3/4-16	1/2	.63	BL1312-1	1/2" (#10)	7/8-14	5/8	.88	BL1313-1	 <p>Female O-Ring 90° With R-134A Service Port</p> <table border="1"> <thead> <tr> <th>Hose I.D.</th> <th>Thread Size</th> <th>Tube O.D.</th> <th>Drop A (In.)</th> <th>Part No.</th> </tr> </thead> <tbody> <tr> <td>5/16" (#6)</td> <td>5/8-18</td> <td>3/8</td> <td>1.12</td> <td>BL1321-3</td> </tr> <tr> <td>13/32" (#8)</td> <td>3/4-16</td> <td>1/2</td> <td>1.31</td> <td>BL1322-3</td> </tr> <tr> <td>1/2" (#10)</td> <td>7/8-14</td> <td>5/8</td> <td>1.50</td> <td>BL1323-3</td> </tr> <tr> <td>5/8" (#12)</td> <td>7/8-14</td> <td>5/8</td> <td>1.75</td> <td>BL1327-3</td> </tr> </tbody> </table>					Hose I.D.	Thread Size	Tube O.D.	Drop A (In.)	Part No.	5/16" (#6)	5/8-18	3/8	1.12	BL1321-3	13/32" (#8)	3/4-16	1/2	1.31	BL1322-3	1/2" (#10)	7/8-14	5/8	1.50	BL1323-3	5/8" (#12)	7/8-14	5/8	1.75	BL1327-3						
Hose I.D.	Thread Size	Tube O.D.	Part No.																																																																																						
5/16" (#6)	5/8-18	3/8	BL1301																																																																																						
13/32" (#8)	3/4-16	1/2	BL1302																																																																																						
1/2" (#10)	7/8-14	5/8	BL1303																																																																																						
5/8" (#12)	1-1/16-14	3/4	BL1304																																																																																						
1/2" (#10)	3/4-16	1/2	BL1306																																																																																						
Hose I.D.	Thread Size	Tube O.D.	Drop A (In.)	Part No.																																																																																					
5/16" (#6)	5/8-18	3/8	.56	BL1311-1																																																																																					
13/32" (#8)	3/4-16	1/2	.63	BL1312-1																																																																																					
1/2" (#10)	7/8-14	5/8	.88	BL1313-1																																																																																					
Hose I.D.	Thread Size	Tube O.D.	Drop A (In.)	Part No.																																																																																					
5/16" (#6)	5/8-18	3/8	1.12	BL1321-3																																																																																					
13/32" (#8)	3/4-16	1/2	1.31	BL1322-3																																																																																					
1/2" (#10)	7/8-14	5/8	1.50	BL1323-3																																																																																					
5/8" (#12)	7/8-14	5/8	1.75	BL1327-3																																																																																					
 <p>Female O-Ring With R12 Service Port</p> <table border="1"> <thead> <tr> <th>Hose I.D.</th> <th>Thread Size</th> <th>Tube O.D.</th> <th>Part No.</th> </tr> </thead> <tbody> <tr> <td>5/16" (#6)</td> <td>5/8-18</td> <td>3/8</td> <td>BL1301-1</td> </tr> <tr> <td>13/32" (#8)</td> <td>3/4-16</td> <td>1/2</td> <td>BL1302-1</td> </tr> <tr> <td>1/2" (#10)</td> <td>7/8-14</td> <td>5/8</td> <td>BL1303-1</td> </tr> </tbody> </table>					Hose I.D.	Thread Size	Tube O.D.	Part No.	5/16" (#6)	5/8-18	3/8	BL1301-1	13/32" (#8)	3/4-16	1/2	BL1302-1	1/2" (#10)	7/8-14	5/8	BL1303-1	 <p>Female O-Ring 45° With R-134A Service Port</p> <table border="1"> <thead> <tr> <th>Hose I.D.</th> <th>Thread Size</th> <th>Tube O.D.</th> <th>Drop A (In.)</th> <th>Part No.</th> </tr> </thead> <tbody> <tr> <td>5/16" (#6)</td> <td>5/8-18</td> <td>3/8</td> <td>.56</td> <td>BL1311-3</td> </tr> <tr> <td>13/32" (#8)</td> <td>3/4-16</td> <td>1/2</td> <td>.63</td> <td>BL1312-3</td> </tr> <tr> <td>1/2" (#10)</td> <td>7/8-14</td> <td>5/8</td> <td>.88</td> <td>BL1313-3</td> </tr> </tbody> </table>					Hose I.D.	Thread Size	Tube O.D.	Drop A (In.)	Part No.	5/16" (#6)	5/8-18	3/8	.56	BL1311-3	13/32" (#8)	3/4-16	1/2	.63	BL1312-3	1/2" (#10)	7/8-14	5/8	.88	BL1313-3	<table border="1"> <thead> <tr> <th>Hose I.D.</th> <th>Thread Size</th> <th>Tube O.D.</th> <th>Drop A (In.)</th> <th>Part No.</th> </tr> </thead> <tbody> <tr> <td>5/16" (#6)</td> <td>5/8-18</td> <td>3/8</td> <td>1.12</td> <td>BL1321-3</td> </tr> <tr> <td>13/32" (#8)</td> <td>3/4-16</td> <td>1/2</td> <td>1.31</td> <td>BL1322-3</td> </tr> <tr> <td>1/2" (#10)</td> <td>7/8-14</td> <td>5/8</td> <td>1.50</td> <td>BL1323-3</td> </tr> <tr> <td>5/8" (#12)</td> <td>7/8-14</td> <td>5/8</td> <td>1.75</td> <td>BL1327-3</td> </tr> </tbody> </table>					Hose I.D.	Thread Size	Tube O.D.	Drop A (In.)	Part No.	5/16" (#6)	5/8-18	3/8	1.12	BL1321-3	13/32" (#8)	3/4-16	1/2	1.31	BL1322-3	1/2" (#10)	7/8-14	5/8	1.50	BL1323-3	5/8" (#12)	7/8-14	5/8	1.75	BL1327-3														
Hose I.D.	Thread Size	Tube O.D.	Part No.																																																																																						
5/16" (#6)	5/8-18	3/8	BL1301-1																																																																																						
13/32" (#8)	3/4-16	1/2	BL1302-1																																																																																						
1/2" (#10)	7/8-14	5/8	BL1303-1																																																																																						
Hose I.D.	Thread Size	Tube O.D.	Drop A (In.)	Part No.																																																																																					
5/16" (#6)	5/8-18	3/8	.56	BL1311-3																																																																																					
13/32" (#8)	3/4-16	1/2	.63	BL1312-3																																																																																					
1/2" (#10)	7/8-14	5/8	.88	BL1313-3																																																																																					
Hose I.D.	Thread Size	Tube O.D.	Drop A (In.)	Part No.																																																																																					
5/16" (#6)	5/8-18	3/8	1.12	BL1321-3																																																																																					
13/32" (#8)	3/4-16	1/2	1.31	BL1322-3																																																																																					
1/2" (#10)	7/8-14	5/8	1.50	BL1323-3																																																																																					
5/8" (#12)	7/8-14	5/8	1.75	BL1327-3																																																																																					
 <p>Female O-Ring With R134A Service Port</p> <table border="1"> <thead> <tr> <th>Hose I.D.</th> <th>Thread Size</th> <th>Tube O.D.</th> <th>Part No.</th> </tr> </thead> <tbody> <tr> <td>5/16" (#6)</td> <td>5/8-18</td> <td>3/8</td> <td>BL1301-3</td> </tr> <tr> <td>13/32" (#8)</td> <td>3/4-16</td> <td>1/2</td> <td>BL1302-3</td> </tr> <tr> <td>1/2" (#10)</td> <td>7/8-14</td> <td>5/8</td> <td>BL1303-3</td> </tr> </tbody> </table>					Hose I.D.	Thread Size	Tube O.D.	Part No.	5/16" (#6)	5/8-18	3/8	BL1301-3	13/32" (#8)	3/4-16	1/2	BL1302-3	1/2" (#10)	7/8-14	5/8	BL1303-3	 <p>Female O-Ring 90°</p> <table border="1"> <thead> <tr> <th>Hose I.D.</th> <th>Thread Size</th> <th>Tube O.D.</th> <th>Drop A (In.)</th> <th>Part No.</th> </tr> </thead> <tbody> <tr> <td>5/16" (#6)</td> <td>5/8-18</td> <td>3/8</td> <td>1.12</td> <td>BL1321</td> </tr> <tr> <td>13/32" (#8)</td> <td>3/4-16</td> <td>1/2</td> <td>1.31</td> <td>BL1322</td> </tr> <tr> <td>1/2" (#10)</td> <td>7/8-14</td> <td>5/8</td> <td>1.50</td> <td>BL1323</td> </tr> <tr> <td>5/8" (#12)</td> <td>1-1/16-12</td> <td>3/4</td> <td>1.75</td> <td>BL1324</td> </tr> <tr> <td>5/8" (#12)</td> <td>7/8-14</td> <td>5/8</td> <td>1.75</td> <td>BL1327</td> </tr> </tbody> </table>					Hose I.D.	Thread Size	Tube O.D.	Drop A (In.)	Part No.	5/16" (#6)	5/8-18	3/8	1.12	BL1321	13/32" (#8)	3/4-16	1/2	1.31	BL1322	1/2" (#10)	7/8-14	5/8	1.50	BL1323	5/8" (#12)	1-1/16-12	3/4	1.75	BL1324	5/8" (#12)	7/8-14	5/8	1.75	BL1327	 <p>Male O-Ring</p> <table border="1"> <thead> <tr> <th>Hose I.D.</th> <th>Thread Size</th> <th>Tube O.D.</th> <th>Part No.</th> </tr> </thead> <tbody> <tr> <td>5/16" (#6)</td> <td>5/8-18</td> <td>3/8</td> <td>BL1401</td> </tr> <tr> <td>13/32" (#8)</td> <td>3/4-18</td> <td>1/2</td> <td>BL1402</td> </tr> <tr> <td>1/2" (#10)</td> <td>7/8-18</td> <td>5/8</td> <td>BL1403</td> </tr> <tr> <td>5/8" (#12)</td> <td>1-1/16-16</td> <td>3/4</td> <td>BL1404</td> </tr> </tbody> </table>					Hose I.D.	Thread Size	Tube O.D.	Part No.	5/16" (#6)	5/8-18	3/8	BL1401	13/32" (#8)	3/4-18	1/2	BL1402	1/2" (#10)	7/8-18	5/8	BL1403	5/8" (#12)	1-1/16-16	3/4	BL1404									
Hose I.D.	Thread Size	Tube O.D.	Part No.																																																																																						
5/16" (#6)	5/8-18	3/8	BL1301-3																																																																																						
13/32" (#8)	3/4-16	1/2	BL1302-3																																																																																						
1/2" (#10)	7/8-14	5/8	BL1303-3																																																																																						
Hose I.D.	Thread Size	Tube O.D.	Drop A (In.)	Part No.																																																																																					
5/16" (#6)	5/8-18	3/8	1.12	BL1321																																																																																					
13/32" (#8)	3/4-16	1/2	1.31	BL1322																																																																																					
1/2" (#10)	7/8-14	5/8	1.50	BL1323																																																																																					
5/8" (#12)	1-1/16-12	3/4	1.75	BL1324																																																																																					
5/8" (#12)	7/8-14	5/8	1.75	BL1327																																																																																					
Hose I.D.	Thread Size	Tube O.D.	Part No.																																																																																						
5/16" (#6)	5/8-18	3/8	BL1401																																																																																						
13/32" (#8)	3/4-18	1/2	BL1402																																																																																						
1/2" (#10)	7/8-18	5/8	BL1403																																																																																						
5/8" (#12)	1-1/16-16	3/4	BL1404																																																																																						
 <p>Female O-Ring 45°</p> <table border="1"> <thead> <tr> <th>Hose I.D.</th> <th>Thread Size</th> <th>Tube O.D.</th> <th>Drop A (In.)</th> <th>Part No.</th> </tr> </thead> <tbody> <tr> <td>5/16" (#6)</td> <td>5/8-18</td> <td>3/8</td> <td>.56</td> <td>BL1311</td> </tr> <tr> <td>13/32" (#8)</td> <td>3/4-16</td> <td>1/2</td> <td>.63</td> <td>BL1312</td> </tr> <tr> <td>1/2" (#10)</td> <td>7/8-14</td> <td>5/8</td> <td>.88</td> <td>BL1313</td> </tr> <tr> <td>5/8" (#12)</td> <td>1-1/16-14</td> <td>3/4</td> <td>.94</td> <td>BL1314</td> </tr> </tbody> </table>					Hose I.D.	Thread Size	Tube O.D.	Drop A (In.)	Part No.	5/16" (#6)	5/8-18	3/8	.56	BL1311	13/32" (#8)	3/4-16	1/2	.63	BL1312	1/2" (#10)	7/8-14	5/8	.88	BL1313	5/8" (#12)	1-1/16-14	3/4	.94	BL1314	 <p>Female O-Ring 90° With R-12 Service Port</p> <table border="1"> <thead> <tr> <th>Hose I.D.</th> <th>Thread Size</th> <th>Tube O.D.</th> <th>Drop A (In.)</th> <th>Part No.</th> </tr> </thead> <tbody> <tr> <td>5/16" (#6)</td> <td>5/8-18</td> <td>3/8</td> <td>1.12</td> <td>BL1321-1</td> </tr> <tr> <td>13/32" (#8)</td> <td>3/4-16</td> <td>1/2</td> <td>1.31</td> <td>BL1322-1</td> </tr> <tr> <td>1/2" (#10)</td> <td>7/8-14</td> <td>5/8</td> <td>1.50</td> <td>BL1323-1</td> </tr> <tr> <td>5/8" (#12)</td> <td>7/8-14</td> <td>5/8</td> <td>1.75</td> <td>BL1327-1</td> </tr> </tbody> </table>					Hose I.D.	Thread Size	Tube O.D.	Drop A (In.)	Part No.	5/16" (#6)	5/8-18	3/8	1.12	BL1321-1	13/32" (#8)	3/4-16	1/2	1.31	BL1322-1	1/2" (#10)	7/8-14	5/8	1.50	BL1323-1	5/8" (#12)	7/8-14	5/8	1.75	BL1327-1	 <p>Male O-Ring 45°</p> <table border="1"> <thead> <tr> <th>Hose I.D.</th> <th>Thread Size</th> <th>Tube O.D.</th> <th>Drop A (In.)</th> <th>Part No.</th> </tr> </thead> <tbody> <tr> <td>5/16" (#6)</td> <td>5/8-18</td> <td>3/8</td> <td>.88</td> <td>BL1411</td> </tr> <tr> <td>13/32" (#8)</td> <td>3/4-18</td> <td>1/2</td> <td>1.00</td> <td>BL1412</td> </tr> <tr> <td>1/2" (#10)</td> <td>7/8-18</td> <td>5/8</td> <td>1.06</td> <td>BL1413</td> </tr> <tr> <td>5/8" (#12)</td> <td>1-1/16-16</td> <td>3/4</td> <td>1.19</td> <td>BL1414</td> </tr> </tbody> </table>					Hose I.D.	Thread Size	Tube O.D.	Drop A (In.)	Part No.	5/16" (#6)	5/8-18	3/8	.88	BL1411	13/32" (#8)	3/4-18	1/2	1.00	BL1412	1/2" (#10)	7/8-18	5/8	1.06	BL1413	5/8" (#12)	1-1/16-16	3/4	1.19	BL1414
Hose I.D.	Thread Size	Tube O.D.	Drop A (In.)	Part No.																																																																																					
5/16" (#6)	5/8-18	3/8	.56	BL1311																																																																																					
13/32" (#8)	3/4-16	1/2	.63	BL1312																																																																																					
1/2" (#10)	7/8-14	5/8	.88	BL1313																																																																																					
5/8" (#12)	1-1/16-14	3/4	.94	BL1314																																																																																					
Hose I.D.	Thread Size	Tube O.D.	Drop A (In.)	Part No.																																																																																					
5/16" (#6)	5/8-18	3/8	1.12	BL1321-1																																																																																					
13/32" (#8)	3/4-16	1/2	1.31	BL1322-1																																																																																					
1/2" (#10)	7/8-14	5/8	1.50	BL1323-1																																																																																					
5/8" (#12)	7/8-14	5/8	1.75	BL1327-1																																																																																					
Hose I.D.	Thread Size	Tube O.D.	Drop A (In.)	Part No.																																																																																					
5/16" (#6)	5/8-18	3/8	.88	BL1411																																																																																					
13/32" (#8)	3/4-18	1/2	1.00	BL1412																																																																																					
1/2" (#10)	7/8-18	5/8	1.06	BL1413																																																																																					
5/8" (#12)	1-1/16-16	3/4	1.19	BL1414																																																																																					
 <p>Male O-Ring 90°</p> <table border="1"> <thead> <tr> <th>Hose I.D.</th> <th>Thread Size</th> <th>Tube O.D.</th> <th>Drop A (In.)</th> <th>Part No.</th> </tr> </thead> <tbody> <tr> <td>5/16" (#6)</td> <td>5/8-18</td> <td>3/8</td> <td>1.63</td> <td>BL1421</td> </tr> <tr> <td>13/32" (#8)</td> <td>3/4-18</td> <td>1/2</td> <td>1.88</td> <td>BL1422</td> </tr> <tr> <td>1/2" (#10)</td> <td>7/8-18</td> <td>5/8</td> <td>2.12</td> <td>BL1423</td> </tr> <tr> <td>5/8" (#12)</td> <td>1-1/16-16</td> <td>3/4</td> <td>2.25</td> <td>BL1424</td> </tr> </tbody> </table>					Hose I.D.	Thread Size	Tube O.D.	Drop A (In.)	Part No.	5/16" (#6)	5/8-18	3/8	1.63	BL1421	13/32" (#8)	3/4-18	1/2	1.88	BL1422	1/2" (#10)	7/8-18	5/8	2.12	BL1423	5/8" (#12)	1-1/16-16	3/4	2.25	BL1424																																																												
Hose I.D.	Thread Size	Tube O.D.	Drop A (In.)	Part No.																																																																																					
5/16" (#6)	5/8-18	3/8	1.63	BL1421																																																																																					
13/32" (#8)	3/4-18	1/2	1.88	BL1422																																																																																					
1/2" (#10)	7/8-18	5/8	2.12	BL1423																																																																																					
5/8" (#12)	1-1/16-16	3/4	2.25	BL1424																																																																																					

Refrigerant Hose Fittings

R-12 & R-134A



Refrigerant Hose Ends are for use with Refrigerant hose (F204), and are compatible with both R-12 and R-134A refrigerants. Refrigerant fittings should be applied with a "bubble crimp" to pass new coupling integrity performance requirements. BL series has steel nut and ferrule, and an aluminum tube. SB series has steel nut, tube, and ferrule. See page H2 for crimpers, dies, and die carriers. See page A16 for Refrigerant Hose (No. F204).

****Minimum order of 5 pcs. per part # on all refrigerant fittings.****

SAE 45° Female Flare					Female Metric Threads					Splicer			
Hose I.D.	Thread Size	Tube O.D.	Part No.		Hose I.D.	Thread Size	Tube O.D.	Part No.	Hose I.D.		Part No.		
5/16" (#6)	5/8-18	3/8	BL1101		5/16" (#6)	9/16-18 (M14)	3/8	BL9301	5/16" (#6)		BL6101		
13/32" (#8)	3/4-16	1/2	BL1102		5/16" (#6)	M16-1.5	M16	BL9302	13/32" (#8)		BL6102		
1/2" (#10)	7/8-14	5/8	BL1103		1/2" (#10)	M22-1.5	M22	BL9306	1/2" (#10)		BL6103		
5/8" (#12)	1-1/16-14	3/4	BL1104		1/2" (#10)	M24-2.0	M24	BL9307	5/8" (#12)		BL6104		
1/2" (#10)	3/4-16	1/2	BL1106		5/8" (#12)	M27-2.0	M27	BL9308					
5/16" (#6)	3/4-16	1/2	BL1108										
SAE 45° Female Flare 45°					Female Metric Threads 90°					Splicer With R-134A Service Port			
Hose I.D.	Thread Size	Tube O.D.	Drop A (In.)	Part No.	Hose I.D.	Thread Size	Tube O.D.	Drop A (In.)	Part No.	Hose I.D.		Part No.	
5/16" (#6)	5/8-18	3/8	.56	BL1111	5/16" (#6)	9/16-18	3/8	1.12	BL9321	5/16" (#6)		BL6101-3	
13/32" (#8)	3/4-16	1/2	.63	BL1112	5/16" (#6)	M16-1.5	M16	1.12	BL9322	13/32" (#8)		BL6102-3	
1/2" (#10)	7/8-14	5/8	.88	BL1113	1/2" (#10)	M22-1.5	M22	1.50	BL9326	1/2" (#10)		BL6103-3	
5/8" (#12)	1-1/16-14	3/4	1.00	BL1114	1/2" (#10)	M24-2.0	M24	1.50	BL9327	5/8" (#12)		BL6104-3	
					5/8" (#12)	M27-2.0	M27	1.75	BL9328				
SAE 45° Female Flare 90°					Metric Ring Repair Compression Fitting					Weld-On Beadlock			
Hose I.D.	Thread Size	Tube O.D.	Drop A (In.)	Part No.	Hose I.D.	Thread Size	Tube Dia.	Part No.	Hose I.D.	Tube Size	Tube Style	Part No.	
5/16" (#6)	5/8-18	3/8	1.06	BL1121	5/16" (#6)	5/8-18	8.0	SB3001	5/16" (#6)	3/8"	Alum	BL6601	
13/32" (#8)	3/4-16	1/2	1.15	BL1122	13/32" (#8)	3/4-16	12.0	SB3002	13/32" (#8)	1/2"	Alum	BL6602	
1/2" (#10)	7/8-14	5/8	1.3	BL1123	1/2" (#10)	7/8-14	14.5	SB3003	1/2" (#10)	5/8"	Alum	BL6603	
5/8" (#12)	1-1/16-14	3/4	1.50	BL1124					5/8" (#12)	3/4"	Alum	BL6604	
									5/8" (#12)	5/8"	Alum	BL6605	
									5/16" (#6)	3/8"	Steel	SB6601	
									13/32" (#8)	1/2"	Steel	SB6602	
									1/2" (#10)	5/8"	Steel	SB6603	
									5/8" (#12)	3/4"	Steel	SB6604	
									5/8" (#12)	5/8"	Steel	SB6605	
Male Insert O-Ring					English Tubing Repair Compression Fitting					Refrigerant O-Ring			
Hose I.D.	Thread Size	Tube O.D.	Part No.		Hose I.D.	Thread Size	Tube Dia.	Part No.	Tube Size	Part No.			
5/16" (#6)	5/8-18	3/8	BL1801		5/16" (#6)	5/8-18	3/8	SB2901	3/8"	4041			
13/32" (#8)	3/4-16	1/2	BL1802		13/32" (#8)	3/4-16	1/2	SB2902	1/2"	4042			
1/2" (#10)	7/8-14	5/8	BL1803		1/2" (#10)	7/8-14	5/8	SB2903	5/8"	4043			
5/8" (#12)	1-1/16-14	3/4	BL1804		5/8" (#12)	1-1/16-14	3/4	SB2904	3/4"	4044			
					1/2" (#10)	3/4-16	1/2	SB2906					
					5/8" (#12)	7/8-14	5/8	SB2907					
					5/16" (#6)	3/4-16	1/2	SB2908					
Male Insert O-Ring 90°					English Tubing Repair Compression Fitting 90°					"BUBBLE CRIMP"			
Hose I.D.	Thread Size	Tube O.D.	Drop A (In.)	Part No.	Hose I.D.	Thread Size	Tube Dia.	Drop A (in.)	Part No.	From HH3710 Crimper. See pg. A16 for Refrigerant Hose (No. F204). See pg H2 for crimper.			
5/16" (#6)	5/8-18	3/8	1.50	BL1821	5/16" (#6)	5/8-18	3/8	1.06	SB2922				
13/32" (#8)	3/4-16	1/2	1.75	BL1822									
1/2" (#10)	7/8-14	5/8	2.00	BL1823									

DISCONTINUED

Bulk Hose
Vari-Crimp
Grip Crimp
Thermoplastic
Refrigerant
Reusable, Push-on, Access
Adapters
Fabrication Equipment
Cross Reference
Thread Identification

A
B
C
D
E
F
G
H
J
K

Reusable Couplings



Two Bolt Reusable Couplings. Hose ends for general purpose, hydraulic, air, and steam. (No extreme pressures. 100R1 Pressure Max.)

Hose ends for 100R1 Thin Cover (57MB-1) and 100R2 Thin Cover (57MB-2) (Non-Mandrel and No Skive.)

Hose ends for 100R5 Cotton Cover (58MBA) (Non-Mandrel)



NPT Male Solid Components

Hose I.D.	Pipe Size	Thread Size	Part No.
3/8"	3/8"	3/8-18	604C
5/8"	3/4"	3/4-14	1004C
3/4"	3/4"	3/4-14	1204C
1"	1"	1-11-1/2	1601C
1-1/4"	1-1/4"	1-1/4-11-1/2	2001C
2"	2"	2-11-1/2	3201C



NPTF Male Solid

Hose I.D.	Pipe Size	Thread Size	Hose Type	Part No.
1/4"	1/4"	1/4-18	100R1Thin	403R-1
1/4"	1/4"	1/4-18	100R2Thin	403R-2
3/8"	3/8"	3/8-18	100R1Thin	603R-1
3/8"	3/8"	3/8-18	100R2Thin	603R-2
1/2"	1/2"	1/2-14	100R1Thin	803R-1
1/2"	1/2"	1/2-14	100R2Thin	803R-2
3/4"	3/4"	3/4-14	100R2Thin	1203R-2
1"	1"	1-11-1/2	100R2Thin	1600R-2



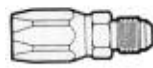
NPTF Male Solid

Hose I.D.	Pipe Size	Thread Size	Part No.
3/16" (#4)	1/8"	1/8-27	4R5-2MP
3/16" (#4)	1/4"	1/4-18	4R5-4MP
1/4" (#5)	1/4"	1/4-18	5R5-4MP
5/16" (#6)	1/4"	1/4-18	6R5-4MP
5/16" (#6)	3/8"	3/8-18	6R5-6MP
13/32" (#8)	3/8"	3/8-18	8R5-6MP
13/32" (#8)	1/2"	1/2-14	8R5-8MP
1/2" (#10)	1/2"	1/2-14	10R5-8MP
5/8" (#12)	3/4"	3/4-14	12R5-12MP



O-Ring Male Solid Components

Hose I.D.	Thread Size	Tube O.D.	Part No.
3/8"	3/4x16	1/2"	640C



JIC 37° Solid Male

Hose I.D.	Thread Size	Tube O.D.	Hose Type	Part No.
3/8"	9/16x18	3/8"	100R1Thin	618R-1
3/8"	9/16x18	3/8"	100R2Thin	618R-2
1/2"	3/4x16	1/2"	100R1Thin	815R-1
1/2"	3/4x16	1/2"	100R2Thin	815R-2
1/2"	7/8x14	5/8"	100R1Thin	818R-1
1/2"	7/8x14	5/8"	100R2Thin	818R-2



Solid Male

Hose I.D.	Thread Size	Tube O.D.	Part No.
JIC 37 FLARE			
3/16" (#4)	7/16-20	1/4"	4R5-4MJ
1/4" (#5)	1/2-20	5/16"	5R5-5MJ
5/16" (#6)	9/16-18	3/8"	6R5-6MJ
13/32" (#8)	3/4-16	1/2"	8R5-8MJ
SAE 45 FLARE			
5/16" (#6)	5/8-18	3/8"	6R5-6MS



Hose Mender Components

Hose I.D.	Part No.
5/8"	1004MC
3/4"	1204MC



JIC 37° Swivel Female

Hose I.D.	Thread Size	Tube O.D.	Hose Type	Part No.
1/4"	7/16x20	1/4"	100R1Thin	424R-1
1/4"	7/16x20	1/4"	100R2Thin	424R-2
3/8"	9/16x18	3/8"	100R1Thin	627R-1
3/8"	9/16x18	3/8"	100R2Thin	627R-2
3/8"	3/4x16	1/2"	100R1Thin	630R-1
3/8"	3/4x16	1/2"	100R2Thin	630R-2
1/2"	3/4x16	1/2"	100R1Thin	824R-1
1/2"	3/4x16	1/2"	100R2Thin	824R-2
1/2"	7/8x14	5/8"	100R1Thin	827R-1
1/2"	7/8x14	5/8"	100R2Thin	827R-2
3/4"	1-1/16x12	3/4"	100R2Thin	1221R-2
1"	1-5/16x12	1"	100R2Thin	1618R-2



JIC 37° Swivel Female

Hose I.D.	Thread Size	Tube O.D.	Part No.
3/16" (#4)	7/16-20	1/4"	4R5-4FJ
1/4" (#5)	1/2-20	5/16"	5R5-5FJ
5/16" (#6)	9/16-18	3/8"	6R5-6FJ
13/32" (#8)	3/4-16	1/2"	8R5-8FJ
1/2" (#10)	7/8-14	5/8"	10R5-10FJ
5/8" (#12)	1-1/16-12	3/4"	12R5-12FJ
7/8" (#16)	1-5/16-12	1"	16R5-16FJ
1-1/8" (#20)	1-5/8-12	1-1/4"	20R5-20FJ



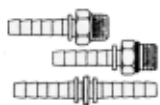
Clamp Only Set (Includes Nuts and Bolts)

Clamp Size	Part No.
3/8"	3/8CH
5/8"	5/8CH
3/4"	3/4CH
1"	1CH



SAE 45° Swivel Female

Hose I.D.	Thread Size	Tube O.D.	Part No.
5/16" (#6)	5/8-18	3/8"	6R5-6FS



Stem Only NPT-ORB-Mender

Hose I.D.	Thread Size-Type	Part No.	Hose I.D.	Thread Size-Type	Part No.
3/8"	3/8"-IPT	604DC	3/4"	3/4"-IPT	1204DC
5/8"	3/4"-IPT	1004DC	1"	1"-IPT	1601DC
			1/2"	Mender	800MT
			5/8"	Mender	1000MT
			3/4"	Mender	1200MT

Assembly Instructions.

Reusable Hose Ends:

1. Screw socket onto hose (left hand thread) until hose bottoms. Back out 1/4 turn.
2. Lubricate insert threads and I.D. of hose. Screw insert into socket until insert hex touches socket.



Hose I.D.	Thread Size	Tube O.D.	Drop Inches	Part No.
3/16" (#4)	7/16-20	1/4"	.690	4R5-4FJ90*
5/16" (#6)	9/16-18	3/8"	.840	6R5-6FJ90*
5/16" (#6)	5/8-18	3/8"	.840	6R5-6FS90**
13/32" (#8)	3/4-16	1/2"	1.090	8R5-8FJ90*

* - JIC Thread Only
** - SAE Thread Only

Push On Fittings (Brass Ends)

Push on fittings for rubber cover push on hose (025H & 024H) and cotton cover push on hose (026H)
No clamps needed for installation. Minimum 10 piece order per part number.

NPT Solid Male			SAE Inverted Flare Swivel Male			SAE 45° Swivel Female		
Hose I.D.	Pipe Size	Part No.	Hose I.D.	Thread Size	Part No.	Hose I.D.	Thread Size	Part No.
1/4"	1/8"	P402	1/4"	3/8-24	P406	1/4"	7/16-20	PS407
1/4"	1/4"	P404	1/4"	7/16-24	P407	1/4"	1/2-20	PS408
3/8"	1/4"	P602	1/4"	1/2-20	P408	1/4"	5/8-18	PS410
3/8"	3/8"	P603	3/8"	1/2-20	P608	3/8"	5/8-18	PS610
3/8"	1/2"	P604	3/8"	5/8-18	P610	1/2"	3/4-16	PS812
1/2"	1/2"	P804	1/2"	3/4-18	P812	1/2"	7/8-14	PS814
5/8"	1/2"	P1004	5/8"	7/8-18	P1014	5/8"	7/8-14	PS1014
5/8"	3/4"	P1006				3/4"	1-1/16-14	PS1218
3/4"	3/4"	P1206						

SAE 45° Solid Male			SAE Inverted Flare Solid Female			Hose Mender	
Hose I.D.	Thread Size	Part No.	Hose I.D.	Thread Size	Part No.	Hose I.D.	Part No.
1/4"	7/16-20	PR407	1/4"	3/8-24	PF406	1/4"	PM404
1/4"	1/2-20	PR408	1/4"	7/16-24	PF407	3/8"	PM606
3/8"	5/8-18	PR610	1/4"	1/2-20	PF408	1/2"	PM808
			3/8"	5/8-18	PF610	5/8"	PM1010
			1/2"	3/4-18	PF812	3/4"	PM1212



Hydraulic & Grease Hose Assemblies

Custom Hydraulic Hose Assemblies available. Call for Quote. Minimum Quantity will apply.



Grease Hose Assemblies.

3/16" I.D. 1/8" Male NPTF Single Wire Braid

3,000 Lbs. Working Pressure

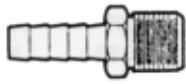
Part No.	Length	Part No.	Length
W06	6"	W24	24"
W08	8"	W30	30"
W12	12"	W36	36"
W15	15"	W48	48"
W18	18"	W60	60"

Other Lengths Available Upon Request.

A Bulk Hose
 B Vari-Crimp
 C Grip Crimp
 D Thermoplastic
 E Refrigerant
 F Reusables, Pushon, Access
 G Adapters
 H Fabrication Equipment
 J Cross Reference
 K Thread Identification

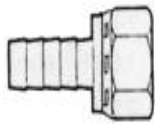
Suction & Return Line COUPLINGS

Hose ends for 100R4 Suction (104MB) and Return (3284H) hose.




NPT Solid Male

Hose I.D.	Pipe Size	Thread Size	Part No.
3/4"	3/4"	3/4-14	1204HS
1"	1"	1-11-1/2	1601HS
1-1/4"	1-1/4"	1-1/4-11-1/2	2001HS
1-1/2"	1-1/2"	1-1/2-11-1/2	2401HS
2"	2"	2-11-1/2	3201HS



JIC 37° Swivel Female

Hose I.D.	Thread Size	Tube O.D.	Part No.
3/4"	1-1/16x12	3/4"	1222HS
1"	1-5/16x12	1"	1619HS
1-1/4"	1-5/8x12	1-1/4"	2006HS
1-1/2"	1-7/8x12	1-1/2"	2407HS
2"	2-1/2x12	2"	3205HS



100R4 Ferrule

Hose I.D.	Ferrule Length	Ferrule O.D.	Part No.
3/4"	1.01"	1.50"	12FHS
1"	1.07"	1.75"	16FHS
1-1/4"	1.52"	2.00"	20FHS
1-1/2"	1.56"	2.25"	24FHS
2"	2.00"	2.75"	32FHS

Stems can be banded or clamped.

Recommended Crimp Diameters:

Hose I.D.	Hose O.D.	Crimp O.D.
3/4"	1.25"	1.290"
1"	1.50"	1.530"
1-1/4"	1.77"	1.815"
1-1/2"	2.08"	2.050"
2"	2.50"	2.440"


Note: 3/4" thru 2" hydraulic suction hose can also be crimped using standard Grip-Crimp couplings. 3/4" thru 1-1/4" can be crimped with standard Vari-Crimp couplings.

Accessories

Round Wire Spring Guards:

Protection for hose from abrasion, kinking, and extreme physical abuse.

Part No.	Wire Size	Coil I.D.	Pitch	Length
SG550	.063	.550"	.188	20 Feet
SG610	.063	.610"	.188	20 Feet
SG650	.080	.650"	.188	20 Feet
SG750	.080	.750"	.188	20 Feet
SG835	.080	.835"	.188	20 Feet
SG900	.080	.900"	.188	20 Feet
SG990	.080	.990"	.188	20 Feet
SG1055	.080	1.055"	.188	20 Feet
SG1240	.080	1.240"	.250	20 Feet
SG1300	.080	1.300"	.375	20 Feet
SG1630	.120	1.630"	.375	20 Feet
SG2125	.120	2.125"	.375	20 Feet



Sold only in 20 Ft. lengths.

Spring Guard Recommendation by Hose Type:

Hose I.D.	100R1 Std. 54MB-1	100R2 Std. 54MB-2	100R1 Thin 57MB-1	100R2 Thin 57MB-2	Hy-Plus I HPI	Hy-Plus II HPII	100R3 3319A	100R4 104MB	100R12 SP580
1/4"	SG650	SG750	SG550	SG610	----	----	SG610	----	----
3/8"	SG835	SG900	SG750	SG750	SG750	----	SG750	----	----
1/2"	SG990	SG990	SG835	SG900	SG835	----	SG990	----	SG990
5/8"	----	----	SG990	SG1055	----	----	----	----	----
3/4"	SG1240	SG1300	SG1240	SG1240	----	SG1240	SG1300	SG1300	SG1240
1"	SG1630	SG1630	SG1630	SG1630	----	SG1630	SG1630	SG1630	SG1630
1-1/4"	SG2125	SG2125	SG2125	SG2125	----	SG2125	SG2125	SG2125	SG2125

Note: When cutting spring guard, remove all sharp edges before installing on hose!

Factory Formed Hose Guard:

Part No.	Coil I.D.	Length
SG21	.650	8 Inches
SG27	.810	7 Inches



Maximum protection against kinking near the hose fittings. Widely used in applications such as the car wash industry. Fits most 1/4" and 3/8" I.D. hose. Measure hose O.D. for proper fit. Close wound on one end for extra protection and a non-slipping fit.

Bin Labels:



These labels are printed on self-adhesive stock for quick application. Each label contains an illustration of the part along with the part number and description. Label sets are available for all coupling series.

Pressure Wash Grips:



Part No.	Hose ID
PW Grip-4	1/4"
PW Grip-6	3/8"

Jack Hose Spring Guards and Warning Labels:



Part No.	Hose	Coil I.D.	Length
SGJH675	1/4"	0.675	6 Inches
SGJH870	3/8"	0.870	5.5 Inches



Jackhose High Pressure Warning Label:
Part # JH Tag

Steel Storage Bin



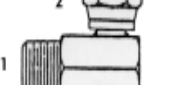


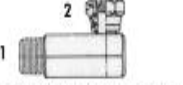

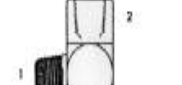









HH15 bin has 72 openings for storage of couplings and adapters. Bins are 4" wide x 4-1/2" High x 12" Deep with lip.

Hydraulic Adapters



Bulk Hose
A
 Vari-Crimp
B
 Grip Crimp
C
 Thermoplastic
D
 Refrigerant
E
 Reusables, Push-on, Access
F
 Adapters
G
 Fabrication Equipment
H
 Cross Reference
J
 Thread Identification
K



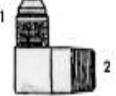








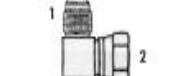

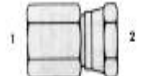






 MALE PIPE X FEMALE NPSM			 MALE PIPE X FEMALE NPSM 45°			 MALE PIPE X FEMALE NPSM 90°			 FEMALE PIPE X FEMALE NPSM			 FEMALE PIPE X FEMALE NPSM 90°		
Male Pipe 1	Female NPSM 2	CSI #	Male Pipe 1	Female NPSM 2	CSI #	Male Pipe 1	Female NPSM 2	CSI #	Female Pipe 1	Female NPSM 2	CSI #	Female Pipe 1	Female NPSM 2	CSI #
1/8	1/8	1404 2x2	1/8	1/8	1503 2x2	1/8	1/8	1501 2x2	1/8	1/8	1405 2x2			
1/8	1/4	1404 2x4				1/8	1/4	1501 2x4						
1/4	1/8	1404 4x2				1/4	1/8	1501 4x2						
1/4	1/4	1404 4x4	1/4	1/4	1503 4x4	1/4	1/4	1501 4x4	1/4	1/4	1405 4x4	1/4	1/4	1502 4x4
1/4	3/8	1404 4x6	1/4	3/8	1503 4x6	1/4	3/8	1501 4x6	1/4	3/8	1405 4x6	1/4	3/8	1502 4x6
3/8	1/4	1404 6x4	3/8	1/4	1503 6x4	3/8	1/4	1501 6x4	3/8	1/4	1405 6x4	3/8	1/4	1502 6x4
3/8	3/8	1404 6x6	3/8	3/8	1503 6x6	3/8	3/8	1501 6x6	3/8	3/8	1405 6x6	3/8	3/8	1502 6x6
3/8	3/8	1404 6x6-.031*												
3/8	3/8	1404 6x6-.062**				3/8	3/8	1501 6x6-.062**						
3/8	1/2	1404 6x8	3/8	1/2	1503 6x8	3/8	1/2	1501 6x8	3/8	1/2	1405 6x8	3/8	1/2	1502 6x8
1/2	3/8	1404 8x6	1/2	3/8	1503 8x6	1/2	3/8	1501 8x6	1/2	3/8	1405 8x6	1/2	3/8	1502 8x6
1/2	1/2	1404 8x8	1/2	1/2	1503 8x8	1/2	1/2	1501 8x8	1/2	1/2	1405 8x8	1/2	1/2	1502 8x8
1/2	1/2	1404 8x8-.031*												
1/2	1/2	1404 8x8-.062**				1/2	1/2	1501 8x8-.062**						
1/2	3/4	1404 8x12				1/2	3/4	1501 8x12	1/2	3/4	1405 8x12	1/2	3/4	1502 8x12
3/4	1/2	1404 12x8	3/4	1/2	1503 12x8	3/4	1/2	1501 12x8	3/4	1/2	1405 12x8	3/4	1/2	1502 12x8
3/4	3/4	1404 12x12	3/4	3/4	1503 12x12	3/4	3/4	1501 12x12	3/4	3/4	1405 12x12	3/4	3/4	1502 12x12
3/4	1	1404 12x16				3/4	1	1501 12x16						
1	3/4	1404 16x12	1	3/4	1503 16x12	1	3/4	1501 16x12	1	3/4	1405 16x12			
1	1	1404 16x16	1	1	1503 16x16	1	1	1501 16x16	1	1	1405 16x16	1	1	1502 16x16
1-1/4	1-1/4	1404 20x20	1-1/4	1-1/4	1503 20x20	1-1/4	1-1/4	1501 20x20	1-1/4	1-1/4	1405 20x20	1-1/4	1-1/4	1502 20x20
1-1/2	1-1/2	1404 24x24	1-1/2	1-1/2	1503 24x24	1-1/2	1-1/2	1501 24x24	1-1/2	1-1/2	1405 24x24	1-1/2	1-1/2	1502 24x24
2	2	1404 32x32	2	2	1503 32x32	2	2	1501 32x32	2	2	1405 32x32	2	2	1502 32x32
 MALE PIPE X FEMALE NPSM LONG LENGTH 90°			 MALE PIPE X FEMALE PIPE 45°			 MALE PIPE X FEMALE PIPE 90°			 MALE PIPE X MALE PIPE			 FEMALE PIPE X FEMALE PIPE		
Male Pipe 1	Female NPSM 2	CSI #	Male Pipe 1	Female Pipe 2	CSI #	Male Pipe 1	Female Pipe 2	CSI #	Male Pipe 1	Male Pipe 2	CSI #	Female Pipe 1	Female Pipe 2	CSI #
1/4	1/4	1501-L 4x4	1/4	1/4	5503 4x4	1/4	1/4	5502 4x4	1/8	1/8	5404 2x2	1/4	1/4	5000 4x4
3/8	3/8	1501-L 6x6	3/8	3/8	5503 6x6	1/4	3/8	5502 4x6	1/4	1/4	5404 4x4	3/8	1/4	5000 6x4
1/2	3/8	1501-L 8x6	1/2	1/2	5503 8x8	3/8	1/4	5502 6x4	3/8	3/8	5404 6x6	3/8	3/8	5000 6x6
1/2	1/2	1501-L 8x8				3/8	3/8	5502 6x6	1/2	1/4	5404 8x4	1/2	3/8	5000 8x6
3/4	3/4	1501-L 12x12				3/8	1/2	5502 6x8	1/2	3/8	5404 8x6	1/2	1/2	5000 8x8
						1/2	3/8	5502 8x6	1/2	1/2	5404 8x8	3/4	1/2	5000 12x8
						1/2	1/2	5502 8x8	3/4	3/4	5404 12x12	3/4	3/4	5000 12x12
									1	1	5404 16x16	1	1	5000 16x16
									1-1/4	1-1/4	5404 20x20			
 MALE PIPE X FEMALE PIPE			 MALE PIPE X FEMALE NPSM TEE			 FEMALE PIPE X FEMALE NPSM TEE			 FEMALE NPSM X FEMALE NPSM TEE			 MALE PIPE PLUG		
Male Pipe 1	Female Pipe 2	CSI #	Male Pipe 1	Female NPSM 2-3	CSI #	Female Pipe 1	Female NPSM 2-3	CSI #	Female NPSM 1	Female NPSM 2-3	CSI #	Male Pipe 1	CSI #	
3/8	1/4	5406 6x4	1/4	1/4	1601 4x4x4	1/4	1/4	1602 4x4x4	1/4	1/4	1603 4x4x4	1/4	5406 P4	
1/2	1/8	5406 8x2	3/8	3/8	1601 6x6x6	3/8	3/8	1602 6x6x6	3/8	3/8	1603 6x6x6	3/8	5406 P6	
1/2	1/4	5406 8x4	1/2	1/2	1601 8x8x8	1/2	1/2	1602 8x8x8	1/2	1/2	1603 8x8x8	1/2	5406 P8	
1/2	3/8	5406 8x6	3/4	3/4	1601 12x12x12	3/4	3/4	1602 12x12x12	3/4	3/4	1603 12x12x12	3/4	5406 P12	
3/4	3/8	5406 12x6										1	5406 P16	
3/4	1/2	5406 12x8												
1	1/2	5406 16x8												
1	3/4	5406 16x12												
1-1/4	1	5406 20x16												
1-1/2	1-1/4	5406 24x20												

* Restricted to 1/32" orifice. ** Restricted to 1/16" orifice.

Other orifice sizes available in minimum quantity of 200 pieces.






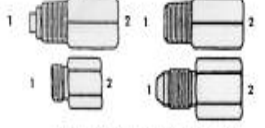




Hydraulic Adapters



 MALE JIC X MALE PIPE			 MALE JIC X MALE PIPE 45°			 MALE JIC X MALE PIPE 90°			 MALE JIC X MALE JIC			 MALE JIC X FEMALE PIPE		
Thread Size 1	Male Pipe 2	CSI #	Thread Size 1	Male Pipe 2	CSI #	Thread Size 1	Male Pipe 2	CSI #	Thread Size 1	Thread Size 2	CSI #	Thread Size 1	Female Pipe 2	CSI #
7/16-20	1/8	2404 4x2				7/16-20	1/4	2501 4x4	7/16-20	7/16-20	2403 4x4	9/16-18	3/8	2405 6x6
7/16-20	1/4	2404 4x4							1/2-20	1/2-20	2403 5x5	3/4-16	3/8	2405 8x6
1/2-20	1/8	2404 5x2							9/16-18	9/16-18	2403 6x6	3/4-16	1/2	2405 8x8
1/2-20	1/4	2404 5x4							3/4-16	3/4-16	2403 8x8	7/8-14	1/2	2405 10x8
9/16-18	1/4	2404 6x4	9/16-18	3/8	2503 6x6	9/16-18	3/8	2501 6x6	7/8-14	7/8-14	2403 10x10	 JIC PLUG Thread Size 1 CSI #		
9/16-18	3/8	2404 6x6	3/4-16	3/8	2503 8x6	9/16-18	1/2	2501 6x8	1-1/16-12	1-1/16-12	2403 12x12			
9/16-18	1/2	2404 6x8	3/4-16	1/2	2503 8x8	3/4-16	3/8	2501 8x6	1-5/16-12	1-5/16-12	2403 16x16			
3/4-16	3/8	2404 8x6	7/8-14	1/2	2503 10x8	3/4-16	1/2	2501 8x8						
3/4-16	1/2	2404 8x8	1-1/16-12	3/4	2501 10x8	3/4-16	3/4	2501 8x12						
3/4-16	3/4	2404 8x12				1-1/16-12	3/4	2501 12x12						
7/8-14	3/8	2404 10x6												
7/8-14	1/2	2404 10x8												
1-1/16-12	1/2	2404 12x8												
1-1/16-12	3/4	2404 12x12												
1-1/16-12	1	2404 12x16												
1-5/16-12	3/4	2404 16x12												
1-5/16-12	1	2404 16x16												
1-5/8-12	1-1/4	2404 20x20												
1-7/8-12	1-1/2	2404 24x24												
2-1/2-12	2	2404 32x32												
 JIC MALE X MALE BULKHEAD			 JIC MALE X MALE BULKHEAD 90°			 BULKHEAD LOCK NUT			 MALE JIC X MALE JIC TEE			 MALE JIC X MALE JIC 90°		
Thread Size 1	Thread Size 2	CSI #	Thread Size 1	Thread Size 2	CSI #	Thread Size 1	CSI #	Thread Size 1	Thread Size 2-3	CSI #	Thread Size 1	Thread Size 2	CSI #	
7/16-20	7/16-20	2700 4x4	7/16-20	7/16-20	2701 4x4	7/16-20	306 4	9/16-18	9/16-18	2603 6x6x6	9/16-18	9/16-18	2500 6x6	
9/16-18	9/16-18	2700 6x6	9/16-18	9/16-18	2701 6x6	9/16-18	306 6	3/4-16	3/4-16	2603 8x8x8	3/4-16	3/4-16	2500 8x8	
3/4-16	3/4-16	2700 8x8	3/4-16	3/4-16	2701 8x8	3/4-16	306 8	7/8-14	7/8-14	2603 10x10x10	7/8-14	7/8-14	2500 10x10	
			7/8-14	7/8-14	2701 10x10	7/8-14	306 10	1-1/16-12	1-1/16-12	2603 12x12x12				
			1-1/16-12	1-1/16-12	2701 12x12	1-1/16-12	306 12							
 MALE JIC X FEMALE JIC 90°			 MALE PIPE X FEMALE JIC			 FEMALE PIPE X FEMALE JIC			 MALE O-RING X MALE PIPE			 MALE JIC X MALE O-RING		
Thread Size 1	Thread Size 2	CSI #	Male Pipe 1	Thread Size 2	CSI #	Female Pipe 1	Thread Size 2	CSI #	Male ORB 1	Male Pipe 2	CSI #	Thread Size 1	Male ORB 2	CSI #
9/16-18	9/16-18	6500 6x6	3/8	9/16-18	6505 6x6	3/8	3/4-16	6506 6x8	9/16-18	3/8	6401 6x6-O	7/16-20	7/16-20	6400 4x4-O
3/4-16	3/4-16	6500 8x8	3/8	3/4-16	6505 6x8	1/2	9/16-18	6506 8x6	3/4-16	3/8	6401 8x6-O	9/16-18	9/16-18	6400 6x6-O
7/8-14	7/8-14	6500 10x10	1/2	3/4-16	6505 8x8	1/2	3/4-16	6506 8x8	3/4-16	1/2	6401 8x8-O	9/16-18	3/4-16	6400 6x8-O
1-1/16-12	1-1/16-12	6500 12x12	1/2	7/8-14	6505 8x10	1/2	7/8-14	6506 8x10	7/8-14	1/2	6401 10x8-O	3/4-16	9/16-18	6400 8x6-O
			3/4	1-1/16-12	6505 12x12	3/4	1-1/16-12	6506 12x12				3/4-16	7/8-14	6400 8x10-O
			1	1-5/16-12	6505 16x16	1	1-5/16-12	6506 16x16				3/4-16	1-1/16-12	6400 8x12-O
 MALE JIC X MALE O-RING 90°			 MALE O-RING X FEMALE NPSM			 MALE O-RING X FEMALE NPSM 45°			 MALE O-RING X FEMALE NPSM 90°					
Thread Size 1	Male ORB 2	CSI #	Male ORB 1	Female NPSM 2	CSI #	Male ORB 1	Female NPSM 2	CSI #	Male ORB 1	Female NPSM 2	CSI #			
7/16-20	7/16-20	6801 4x4-NWO	7/16-20	1/4	6900 4x4-O	7/16-20	1/4	6902 4x4-NWO	7/16-20	1/4	6901 4x4-NWO	1-1/16-12	7/8-14	6400 12x10-O
9/16-18	9/16-18	6801 6x6-NWO	9/16-18	1/4	6900 6x4-O	9/16-18	1/4	6902 6x4-NWO	9/16-18	1/4	6901 6x4-NWO	1-1/16-12	1-1/16-12	6400 12x12-O
3/4-16	3/4-16	6801 8x8-NWO	9/16-18	3/8	6900 6x6-O	9/16-18	3/8	6902 6x6-NWO	9/16-18	3/8	6901 6x6-NWO	1-1/16-12	1-5/16-12	6400 12x16-O
3/4-16	7/8-14	6801 8x10-NWO	3/4-16	1/4	6900 8x4-O	3/4-16	3/8	6902 8x6-NWO	3/4-16	1/4	6901 8x4-NWO	1-5/16-12	1-1/16-12	6400 16x12-O
7/8-14	3/4-16	6801 10x8-NWO	3/4-16	3/8	6900 8x6-O	3/4-16	1/2	6902 8x8-NWO	3/4-16	3/8	6901 8x6-NWO	1-5/16-12	1-5/16-12	6400 16x16-O
1-1/16-12	1-1/16-12	6801 12x12-NWO	3/4-16	1/2	6900 8x8-O	3/4-16	1/2	6902 8x8-NWO	3/4-16	1/2	6901 8x8-NWO	1-5/16-12	1-5/8-12	6400 16x20-O
			3/4-16	3/4	6900 8x12-O	7/8-14	1/2	6902 10x8-NWO	7/8-14	1/2	6901 10x8-NWO	1-5/8-12	1-5/8-12	6400 20x16-O
			7/8-14	1/2	6900 10x8-O	7/8-14	3/4	6902 10x12-NWO	7/8-14	3/4	6901 10x12-NWO	1-5/8-12	1-5/8-12	6400 20x20-O
			7/8-14	3/4	6900 10x12-O	1-1/16-12	1/2	6902 12x8-NWO	1-1/16-12	1/2	6901 12x8-NWO			
			1-1/16-12	1/2	6900 12x8-O	1-1/16-12	3/4	6902 12x12-NWO	1-1/16-12	3/4	6901 12x12-NWO			
			1-1/16-12	3/4	6900 12x12-O				1-5/16-12	3/4	6901 16x12-NWO			
			1-5/16-12	3/4	6900 16x12-O				1-5/16-12	1	6901 16x16-NWO			
			1-5/16-12	1	6900 16x16-O									

Hydraulic Adapters



 MALE O-RING X FEMALE NPSM TEE			 MALE O-RING PLUG		 MALE O-RING X FEMALE O-RING			 FEMALE O-RING X MALE PIPE			 MALE O-RING X FEMALE PIPE		
Male ORB 1	Female Npsm 2-3	CSI #	Male ORB 1	CSI #	Male ORB 1	Female ORB 2	CSI #	Female ORB 1	Male Pipe 2	CSI #	Male ORB 1	Female Pipe 2	CSI #
3/4-16	3/8	8MO-6TFP	9/16-18	6408 6	STRAIGHT			3/4-16	3/8	6404 8x6	9/16-18	3/8	6405 6x6
3/4-16	1/2	8MO-8TFP	3/4-16	6408 8	3/4-16	7/8-14	6410 8x10	3/4-16	1/2	6404 8x8	3/4-16	3/8	6405 8x6
7/8-14	1/2	10MO-8TFP	7/8-14	6408 10	7/8-14	3/4-16	6410 10x8	7/8-14	1/2	6404 10x8	3/4-16	1/2	6405 8x8
			1-1/16-12	6408 12	1-1/16-12	3/4-16	6410 12x8	1-1/16-12	3/4	6404 12x12	7/8-14	3/8	6405 10x6
			1-5/16-12	6408 16							7/8-14	1/2	6405 10x8
 SPECIFIC MANUFACTURERS ADAPTERS.			 SPECIAL ADAPTER FEMALE X FEMALE			 MALE FLAT FACE X MALE PIPE			 MALE FLAT FACE X MALE O-RING				
Male Thread 1	Female Thread 2	CSI #	Female Thread 1	Female Thread 2	CSI #	Thread Size 1	Male Pipe 2	CSI #	Thread Size 1	Male ORB 2	CSI #		
7/8-14	1/2 PIPE	878FJ	3/4-16 ORB	3/4-16 ORB	6425 8x8	9/16x18	1/4	4MOS-4MP	9/16x18	7/16-20	4MOS-4MO		
1-1/16-12	1/2 PIPE	878FJC	7/8-14 ORB	7/8-14 ORB	6425 10x10	9/16x18	3/8	4MOS-6MP	11/16x16	9/16-18	6MOS-6MO		
7/8-18 CASE	1/2 PIPE	878CA	7/8-14 ORB	1/2 PIPE	6420 10x8	11/16x16	1/4	6MOS-4MP	13/16x16	3/4-16	8MOS-8MO		
7/8-18 CASE	7/8-14 ORB	878CO	3/4-16 ORB	1/2 PIPE	6420 8x8	11/16x16	3/8	6MOS-6MP	1-3/16x12	1-1/16-12	12MOS-12MO		
7/8-14 ORB	7/8-18 CASE	878FCO	3/4-16 ORB	3/8 PIPE	876FPO	11/16x16	1/2	6MOS-8MP					
						13/16x16	3/8	8MOS-6MP					
						13/16x16	1/2	8MOS-8MP					
						1-3/16x12	3/4	12MOS-12MP					
 MALE FLAT FACE X MALE O-RING 90°													
Thread Size 1	Male ORB 2	CSI #											
9/16x18	7/16-20	4MOS-4MO90											
11/16x16	9/16-18	6MOS-6MO90											
13/16x16	3/4-16	8MOS-8MO90											
1-3/16x12	1-1/16-12	12MOS-12MO90											

A Bulk Hose
 B Vari-Crimp
 C Grip Crimp
 D Thermoplastic
 E Refrigerant
 F Reusables, Push-on, Access.
 G Adapters
 H Fabrication Equipment
 J Cross Reference
 K Thread Identification

Hose Fabrication Equipment

Hydraulic Hose Assembly Equipment

CS160P - 1-1/4" Portable Crimper (No dies included)

CS160PD - 1-1/4" Portable Crimper (Die set included)

The **CS160P** is capable of crimping thru 1-1/4" Four Spiral Hose. It may be powered by a hand pump (**HH11**), an air/hydraulic pump (**HH13**), or an electric pump (**99150**). Its portable design and flexibility make it ideal for a multitude of applications.

Standard Dies: None

Optional Dies: 0.350, 0.450, 0.520, 0.670, 0.830, 0.950, 1.100, 1.320, 1.500, 1.730, & 1.920 (Crimp charts are available for all coupling series to assist in die selection.)

The **CS160PD** is capable of crimping thru 1-1/4" Four Spiral Hose. This crimper comes with a complete set of dies to crimp thru 1" Four Spiral hose. Optional dies are available to crimp thru 1-1/4" Four Spiral hose.

Standard Dies: 0.520, 0.670, 0.830, 0.950, 1.100, 1.320, & 1.500

Crimps 1/4" thru 1" Vari-Crimp, Grip-Crimp, 4H Series, & GW Series

Optional Dies:

Die	Part Number	Coupling Series
0.580 Bubble	EN92-163-1	5/16" & 13/32" Refrigerant
0.850 Bubble	EN92-163-2	1/2" & 5/8" Refrigerant
0.350	EN98-020-09	3/16" & 1/4" T Series, 1/8" 3-Series Thermoplastic
0.450	EN98-020-0450	5/16" T Series, 3/16" 3-Series Thermoplastic
1.730	EN98-020-07	1-1/4" Vari-Crimp, 1-1/4" 4H Series
1.920	EN98-020-08	1-1/4" Grip Crimp, 1-1/4" GW



CS165 - 1-1/4" Benchtop Crimper

The **CS165** is capable of crimping thru 1-1/4" Four Spiral Hose. It comes standard with a complete set of dies and a die storage shelf. Standard dies will crimp thru 1-1/4" Vari-Crimp, Grip Crimp, 4H Series, and GW Series. The **CS165** is capable of crimping straight or tube style couplings. It is powered by a 60 ton cylinder and a 1.0 HP, 110 volt automatic pump.

Standard Dies: 0.520, 0.670, 0.830, 0.950, 1.100, 1.320, 1.500, 1.730, & 1.920

Crimps 1/4" thru 1-1/4" Vari-Crimp, Grip-Crimp, 4H Series, & GW Series

Optional Dies:

Die	Part Number	Coupling Series
0.580 Bubble	EN92-163-1	5/16" & 13/32" Refrigerant
0.850 Bubble	EN92-163-2	1/2" & 5/8" Refrigerant
0.350	EN98-020-09	3/16" & 1/4" T Series, 1/8" 3-Series Thermoplastic
0.450	EN98-020-0450	5/16" T Series, 3/16" 3-Series Thermoplastic



CS205 - 2" Benchtop Crimper

The **CS205** is capable of crimping thru 2" Six Spiral Hose. It comes standard with a set of dies to crimp thru 2" Four Spiral (GW Series) and a die storage shelf. It is powered by a 80 ton cylinder and a 2.0 HP, 220 Volt automatic pump.

Standard Dies: 0.520, 0.670, 0.830, 0.950, 1.100, 1.320, 1.500, 1.730, 1.920, 2.140, & 2.800

Crimps 1/4" thru 1-1/4" Vari-Crimp & Grip-Crimp, 1/2" thru 1-1/4" 4H Series, & 1/2" thru 2" GW Series.

Optional Dies:

Die	Part Number	Coupling Series
0.580 Bubble	EN92-163-1	5/16" & 13/32" Refrigerant
0.850 Bubble	EN92-163-2	1/2" & 5/8" Refrigerant
0.350	EN98-020-09	3/16" & 1/4" T Series, 1/8" 3-Series Thermoplastic
0.450	EN98-020-0450	5/16" T Series, 3/16" 3-Series Thermoplastic
1.181	CC-020-1181	5/8" 6GC Series
1.730 WB	EN98-032-08	1" 6GC, 1-3/8" R5 Series
1.920 WB	EN98-032-04	1-1/4" SX
2.050 WB	EN98-032-12	1-1/2" 4H Series
2.140 WB	EN98-032-05	1-1/4" 6GC Series
2.300 WB	EN98-032-01	1-1/2" Grip Crimp, 1-1/2" 4GC, 1-1/2" 6GC, 1-1/2" SX, 1-1/2" XP
2.620 WB	EN98-032-07	2" 4H Series, 2" Grip Crimp, 2" 4GC
3.000 WB	EN98-032-09	2" 6GC, 2" XP



Hose Fabrication Equipment

Hydraulic Hose Assembly Equipment



HH11 Hydraulic Hand Pump
High efficiency 10,000 PSI single stage hand pump for portable operation of the 99060 or CS160P Crimpers. (14 lbs.)



HH13 Air Hydraulic Pump
This 10,000 PSI pump operates with 80 PSI to 120 PSI of air line pressure for use with 99060 or CS160P Crimpers, 3 way valve allows retention of air pressure. (12 lbs.)
An in line air filter-regulator-lubricator must be installed ahead of this pump.



99150 Electric Pump
1/2 H.P. hydraulic pump produces 10,000 PSI. 115 volt single phase 60 Hz. Includes hand held on-off switch. (49 lbs.)



HH01 Hand Swage Machine
Hand operated swage coupling machine. Couples hose from 3/16" thru 1" I.D. Easily portable. Uses five ton jack for swaging. (38 lbs.)



Drilled Swage Dies & Pushers
These dies and pushers work in swage machines. Precision engineered and manufactured to insure a perfect assembly job every time.

Hose Cutting & Skiving Machinery



CS20 Cut-Off Machine
Cuts hose up to 1 1/4" I.D. Four Spiral. 2 hp 110V single phase 60hz motor (49lbs)
CS20-7 - 7" Blade for CS20. 3/4" Arbor.



7" Cut-Off Blade
#SE175 Standard beveled edge blade. High speed steel. For SE140 Cut-off machine. 5/8" Arbor



Spiral Cut-Off Machine
Capable of cutting 3/16" thru 1-1/2" I.D. wire reinforced hose including four spiral. Shipped with two 10" reinforced abrasive wheels. Shipped less power cord & plug. An electrician is recommended for direct hookup.
HH81--3 HP 110/220 V Single Phase (87 lbs.) (50 amp service required for HH81)
HH83--3 HP 230/460 V Three Phase (65 lbs.)
HH85--10" Reinforced Abrasive Blade (1/2 lb.) (5/8" Arbor)



Hand Skiving Tool
Hand skiving tool for use with Spiral hydraulic hose where removal of cover is required. Order tool components by numbers listed below.

Hose I.D.	Description	Part No.
--	SAE 100R12 Skive Handle	SH107
1/2"	Skive Head	SH08
3/4"	Skive Head	SH12
1"	Skive Head	SH16
1-1/4"	Skive Head	SH20
1-1/2"	Skive Head	SH24
2"	Skive Head	SH32
--	Cutting Blade	HH31001
<hr/>		
--	SAE 100R13 Skive Handle	SH107
3/4"	Skive Head	13SH12
1"	Skive Head	13SH16
1-1/4"	Skive Head	13SH20
1-1/2"	Skive Head	13SH24
2"	Skive Head	13SH32
--	Cutting Blade	HH31001

Refrigerant Hose Crimper and Dies



Refrigerant Hose Crimper, Dies, and Die Carriers
The HH3710 is a lightweight crimper designed to crimp automotive air conditioning fittings on two braid, barrier hose. It produces a barrel crimp which is R134A & R12 compatible. Makes quick and easy professional repairs. For use with an air impact wrench. 100 PSIG Max. Comes with six complete die sets and carriers, which covers reduced & regular O.D. hose.

A Bulk Hose
 B Vari-Crimp
 C Grip Crimp
 D Thermoplastic
 E Refrigerant
 F Reusables, Pushon, Access
 G Adapters
 H Fabrication Equipment
 J Cross Reference
 K Thread Identification

Cross Reference Chart:



Bulk Hose



Note: Manufacturer tolerances vary.

Check hose OD and crimp diameters carefully!

Description:	Couplamatic	Weatherhead	Weatherhead	Parker	Parker	Aeroquip	Aeroquip	Gates
One Wire Braid SAE 100R1AT (Thin Cover) Domestic	1/4" 57MB1	H10404		AX04		FC211-04		4G1
	3/8" 57MB1	H10406		AX06		FC211-06		6G1
	1/2" 57MB1	H10408		AX08		FC211-08		8G1
	3/4" 57MB1	H10412		AX12		FC211-12		12G1
	1" 57MB1	H10416		AX16		FC211-16		16G1
Two Wire Braid SAE 100R2AT (Thin Cover) Domestic	1/4" 57MB2	H42504		BXX04		FC212-4		4G2
	3/8" 57MB2	H42506		BXX06		FC212-6		6G2
	1/2" 57MB2	H42508		BXX08		FC212-8		8G2
	5/8" 57MB2	H42510		BXX10		FC212-10		10G2
	3/4" 57MB2	H42512		BXX12		FC212-12		12G2
1" 57MB2	H42516		BXX16		FC212-16		16G2	
One Wire Braid SAE 100R1AT (Thin Cover) Import	1/4" 56MB1	H10404		AX04		FC211-04		4G1
	3/8" 56MB1	H10406		AX06		FC211-06		6G1
	1/2" 56MB1	H10408		AX08		FC211-08		8G1
	3/4" 56MB1	H10412		AX12		FC211-12		12G1
	1" 56MB1	H10416		AX16		FC211-16		16G1
	1-1/4" 56MB1	H10420						
	1-1/2" 56MB1							
2" 56MB1								
One Wire Braid 1SN/100R1AT (Thin Cover) Import	1/4" 56MB1	H10404	H19004	AX04	422-4	FC211-04	GH663-4	4G1
	3/8" 56MB1	H10406	H19006	AX06	422-6	FC211-06	GH663-6	6G1
	1/2" 56MB1	H10408	H19008	AX08	422-8	FC211-08	GH663-8	8G1
	3/4" 56MB1	H10412	H19012	AX12	422-12	FC211-12	GH663-12	12G1
	1" 56MB1	H10416	H19016	AX16	422-16	FC211-16	GH663-16	16G1
	1-1/4" 56MB1	H10420	H19020		422-20		GH663-20	
	1-1/2" 56MB1		H19024		422-24		GH663-24	
	2" 56MB1		H19032		422-32		GH663-32	
Two Wire Braid SAE 100R2AT (Thin Cover) Import	1/4" 56MB2	H42504		BXX04		FC212-4		4G2
	3/8" 56MB2	H42506		BXX06		FC212-6		6G2
	1/2" 56MB2	H42508		BXX08		FC212-8		8G2
	5/8" 56MB2	H42510		BXX10		FC212-10		10G2
	3/4" 56MB2	H42512		BXX12		FC212-12		12G2
	1" 56MB2	H42516		BXX16		FC212-16		16G2
	1-1/4" 56MB2	H42520				FC212-20		
	1-1/2" 56MB2	H42524				FC212-24		
	2" 56MB2	H42532				FC212-32		
Two Wire Braid 2SN (Thin Cover) Import	1/4" 2SN	H42504	H29004	BXX04	302-4	FC212-4	GH793-4	4G2
	3/8" 2SN	H42506	H29006	BXX06	302-6	FC212-6	GH793-6	6G2
	1/2" 2SN	H42508	H29008	BXX08	302-8	FC212-8	GH793-8	8G2
	5/8" 2SN	H42510	H29010	BXX10	302-10	FC212-8	GH793-10	10G2
	3/4" 2SN	H42512	H29012	BXX12	302-12	FC212-12	GH793-12	12G2
	1" 2SN	H42516	H29016	BXX16	302-16	FC212-16	GH793-16	16G2
	1-1/4" 2SN	H42520	H29020		302-20	FC212-20	GH793-20	
	1-1/2" 2SN	H42524	H29024		302-24	FC212-24	GH793-24	
	2" 2SN	H42532	H29032		302-32	FC212-32	GH793-32	
HY-PLUS I 1 Wire Hi-Pressure Extremely Flexible Domestic	1/4" HPI	H14504				FC639-04		4M3K
	3/8" HPI	H14506				FC639-06		6M3K
	1/2" HPI	H14508				FC639-08		8M3K
	3/4" HPI	H14512				FC639-12		12M3K
	1" HPI	H14516				FC639-16		16M3K
HY-PLUS III 2 Wire Hi-Pressure Extremely Flexible Domestic	1/4" HPIII	H24504		431-4				4M2T
	3/8" HPIII	H24506		431-6				6M2T
	1/2" HPIII	H24508		431-8				8M2T
	5/8" HPIII	H24510		431-10				10M2T
	3/4" HPIII	H24512		431-12				12M2T
	1" HPIII	H24516		431-16				16M2T
100R17 1 Wire 3000 PSI Extremely Flexible Import	1/4" R17R	H14504				FC639-04		4M3K
	3/8" R17R	H14506				FC639-06		6M3K
	1/2" R17R	H14508				FC639-08		8M3K
	5/8" R17R	H14510				FC639-10		10M3K
	3/4" R17R	H14512				FC639-12		12M3K
	1" R17R	H14516				FC639-16		16M3K

Cross Reference Chart:



Bulk Hose



Note: Manufacturer tolerances vary.

Check hose OD and crimp diameters carefully!

Description:	Couplamatic	Weatherhead	Weatherhead	Parker	Aeroquip	Gates	
100R16/2SC 2 Wire Hi-Pressure Extremely Flexible Import	1/4" R16	H24504	H28004	431-4	GH781-4	4M2T	
	3/8" R16	H24506	H28006	431-6	GH781-6	6M2T	
	1/2" R16	H24508	H28008	431-8	GH781-8	8M2T	
	5/8" R16	H24510	H28010	431-10	GH781-10	10M2T	
	3/4" R16	H24512	H28012	431-12	GH781-12	12M2T	
	1" R16	H24516	H28016	431-16	GH781-16	16M2T	
Dura-Hyd R17 1 Wire 3000 PSI Extremely Flexible Domestic	1/4" DH17	H145R04		451TC-4		4M3K-XTF	
	3/8" DH17	H145R06		451TC-6		6M3K-XTF	
	1/2" DH17	H145R08		451TC-8		8M3K-XTF	
	5/8" DH17	H145R10		451TC-10		10M3K-XTF	
	3/4" DH17	H145R12		451TC-12		12M3K-XTF	
	1" DH17	H145R16		451TC-16		16M3K-XTF	
Dura-Hyd R16/2SC 2 Wire Hi-Pressure Abrasion Resistant Import	1/4" DH16			471TC-4			
	3/8" DH16			471TC-6			
	1/2" DH16			471TC-8			
	5/8" DH16			471TC-10			
	3/4" DH16			471TC-12			
	1" DH16			471TC-16			
Dura-Hyd EX R16/2SC 2 Wire Hi-Pressure Super Abrasion Resistant Import	1/4" DHEX16			471ST-4		4M2T-MTF	
	3/8" DHEX16			471ST-6		6M2T-MTF	
	1/2" DHEX16			471ST-8		8M2T-MTF	
	5/8" DHEX16			471ST-10		10M2T-MTF	
	3/4" DHEX16			471ST-12		12M2T-MTF	
	1" DHEX16			471ST-16		16M2T-MTF	
SAE 100R3 Medium Pressure Hydraulic Hose	1/4" 3319A	H01704		601-4	2583-4	4G3H	
	3/8" 3319A	H01706		601-6	2583-6	6G3H	
	1/2" 3319A	H01708		601-8	2583-8	8G3H	
	3/4" 3319A	H01712		601-12	2583-12	12G3H	
	1" 3319A	H01716		601-16	2583-16	16G3H	
	SAE 100R4 Hydraulic Suction Hose	3/4" 104MB	H03912		881-12	FC318-12	12GMV
1" 104MB		H03916		881-16	FC318-16	16GMV	
1-1/4" 104MB		H03920		881-20	FC318-20	20GMV	
1-1/2" 104MB		H03924		881-24	FC318-24	24GMV	
2" 104MB		H03932		881-32	FC318-32	32GMV	
Textile Cover Hydraulic Hose SAE 100R5		3/16" 58MBA (# 4)	H06904		201-4	1503-4	4C5C
	1/4" 58MBA (# 5)	H06905		201-5	1503-5	5C5C	
	5/16" 58MBA (# 6)	H06906		201-6	1503-6	6C5C	
	13/32" 58MBA (# 8)	H06908		201-8	1503-8	8C5C	
	1/2" 58MBA (# 10)	H06910		201-10	1503-10	10C5C	
	5/8" 58MBA (# 12)	H06912		201-12	1503-12	12C5C	
	7/8" 58MBA (# 16)	H06916		201-16	1503-16	16C5C	
	1-1/8" 58MBA (# 20)	H06920		201-20	1503-20	20C5C	
	1-3/8" 58MBA (# 24)	H06924		201-24	1503-24	24C5C	
	1-13/16" 58MBA (# 32)	H06932		201-32	1503-32	32C5C	
	Textile Cover Hydraulic Hose Hi-Temp (Blue) SAE 100R5	3/16" HTR5 (# 4)	H56904		206-4	FC300-04	
		1/4" HTR5 (# 5)	H56905		206-5	FC300-05	
5/16" HTR5 (# 6)		H56906		206-6	FC300-06		
13/32" HTR5 (# 8)		H56908		206-8	FC300-08		
1/2" HTR5 (# 10)		H56910		206-10	FC300-10		
5/8" HTR5 (# 12)		H56912		206-12	FC300-12		
7/8" HTR5 (# 16)		H56916		206-16	FC300-16		
1-1/8" HTR5 (# 20)		H56920		206-20	FC300-20		
1-3/8" HTR5 (# 24)		H56924		206-24	FC300-24		
1-13/16" HTR5 (# 32)		H56932		206-32	FC300-32		
100R6 Low Pressure	1/4" H6H	H00904			FC466-04		
	3/8" H6H	H00906			FC466-06		
	1/2" H6H	H00908			FC466-08		

Bulk Hose

Vari-Crimp

Grip Crimp

Thermoplastic

Refrigerant

Reusable, Push-on, Access

Adapters

Fabrication Equipment

Cross Reference

Thread Identification

A

B

C

D

E

F

G

H

J

K

Cross Reference Chart:



Note: Manufacturer tolerances vary.
Check hose OD and crimp diameters carefully!

Description:	Couplamatic	Weatherhead	Weatherhead	Parker	Synflex	Aeroquip	Aeroquip	Gates
100R7 Thermoplastic	1/8" H7 3/16" H7 1/4" H7 5/16" H7 3/8" H7 1/2" H7 3/4" H7 1" H7	H43608 H43612 H43616			3130-02 3130-03 3130-04 3130-05 3130-06 3130-08 3130-12 3130-16			
100R7 Non-Conductive Thermoplastic	1/4" H7NC 5/16" H7NC 3/8" H7NC 1/2" H7NC 3/4" H7NC 1" H7NC	H43508 H43512 H43516						
100R7 Twin Line Thermoplastic	1/4" H7TL 5/16" H7TL 3/8" H7TL 1/2" H7TL	H43608						
100R7 Twin Line Non-Conductive Thermoplastic	1/4" H7TLNC 5/16" H7TLNC 3/8" H7TLNC 1/2" H7TLNC	H43588						
100R8 Thermoplastic	3/16" HS8 1/4" HS8 3/8" HS8 1/2" HS8							
100R8 Non-Conductive Thermoplastic	1/4" HS8NC 3/8" HS8NC 1/2" HS8NC							
100R7 Reduced OD Thermoplastic	1/4" RD7 5/16" RD7 3/8" RD7	H43604 H43605 H43606						
100R7 Reduced OD Non Conductive	1/4" RD7NC 5/16" RD7NC 3/8" RD7NC	H43504 H43505 H43506						
100R7 Reduced OD Twin Line	1/4" RD7TL 5/16" RD7TL 3/8" RD7TL	H43644 H43655 H43666						
100R7 Reduced OD Twin Line Non-Conductive	1/4" RD7TLNC 5/16" RD7TLNC 3/8" RD7TLNC	H43544 H43555 H43566						
Rubber Covered Push-on Hose Oil Resistant	1/4" 025H 3/8" 025H 1/2" 025H 5/8" 025H 3/4" 025H	H20104 H20106 H20108 H20110 H20112		801-4 801-6 801-8 801-10 801-12				4LOLA 6LOLA 8LOLA 10LOLA 12LOLA
Blue Rubber Covered Push-on Hose Oil Resistant	1/4" 024H 3/8" 024H 1/2" 024H 5/8" 024H 3/4" 024H			836-4 836-6 836-8 836-10 836-12				
Four Spiral Hose 100R12 Domestic	1/2" SP580 3/4" SP580 1" SP580 1-1/4" SP580 1-1/2" SP580 2" SP580	H43008 H43012 H43016 H43020 H43024 H43032		721-8 721-12 721-16 721-20 721-24 721-32		GH493-8 GH493-12 GH493-16 GH493-20 GH493-24 GH493-32	FC659-08 FC659-12 FC659-16 FC659-20 FC659-24 FC659-32	8EFG4K 12EFG4K 16EFG4K 20EFG4K 24C12M 32C12M

Cross Reference Chart:



Bulk Hose



Note: Manufacturer tolerances vary.

Check hose OD and crimp diameters carefully!

Description:	Couplamatic	Weatherhead	Parker	Aeroquip	Aeroquip	Gates
Four Spiral Hose 100R12 Import	1/2" RC12B 3/4" RC12B 1" RC12B 1-1/4" RC12B 1-1/2" RC12B 2" RC12B	H43008 H43012 H43016 H43020 H43024 H43032	721-8 721-12 721-16 721-20 721-24 721-32	GH493-8 GH493-12 GH493-16 GH493-20 GH493-24 GH493-32	FC250A08 FC250A12 FC250A16 FC250A20 FC250A24 FC250A32	8EFG4K 12EFG4K 16EFG4K 20EFG4K 24C12M 32C12M
Four Spiral Hose 100R12 Import Super Abrasion Resistant	1/2" DHEXR12 3/4" DHEXR12 1" DHEXR12 1-1/4" DHEXR12 1-1/2" DHEXR12 2" DHEXR12	H43008R H43012R H43016R H43020R H43024R H43032R	721ST-8 721ST-12 721ST-16 721ST-20 721ST-24 721ST-32	FC736-08 FC736-12 FC736-16 FC736-20 FC736-24 FC736-32		8EFG4K-MTF 12EFG4K-MTF 16EFG4K-MTF 20EFG4K-MTF 24C12M-MTF 32C12M-MTF
Four & Six Spiral Hose 100R13	3/4" RC13 1" RC13 1-1/4" RC13 1-1/2" RC13 2" RC13	H47012 H47016 H47020 H47024 H47032	781-12 781-16 781-20 781-24 P35-32	FC273-12 FC273-16 FC273-20 FC273-24 FC273-32		12EFG5K 16EFG5K 20EFG5K 24G5K 32G5K
Four & Six Spiral Hose 100R13 Super Abrasion Resistant	3/4" DHEXR13 1" DHEXR13 1-1/4" DHEXR13 1-1/2" DHEXR13 2" DHEXR13		781ST-12 781ST-16 781ST-20 781ST-24 P35ST-32	FC273B-12 FC273B-16 FC273B-20 FC273B-24 FC273B-32		12EFG5K-MTF 16EFG5K-MTF 20EFG5K-MTF 24G5K-MTF 32G5K-MTF
Four & Six Spiral Hose 100R15	3/4" RC15 1" RC15 1-1/4" RC15 1-1/2" RC15	H48516 H48520 H48524	792-12 792-16 792-20 792-24	FC606-16 FC606-20 FC606-24		12EFG6K 16EFG6K 20EFG6K 24G6K
Four Spiral Hose 4SH	5/8" 4SH 3/4" 4SH 1" 4SH 1-1/4" 4SH 1-1/2" 4SH 2" 4SH	H46412 H46412 H46416 H46420 H46424 H46432	731-12 731-12 731-16 731-20 731-24 731-32	GH506-12 GH506-16 GH506-20		
PTFE Hose 100R14	3/16" TR14 1/4" TR14 5/16" TR14 3/8" TR14 1/2" TR14 3/4" TR14 1" TR14	H24303 H24304 H24305 H24306 H24308 H24312 H24316				4C14 5C14 6C14 10C14
R12 & R134A Refrigerant Hose	5/16" F204 13/32" F204 1/2" F204 5/8" F204		285-6 285-8 285-10 285-12			
Air Brake Hose	3/8" J1402A	H33806	271-6			

Bulk Hose

A

Vari-Crimp

B

Grp Crimp

C

Thermoplastic

D

Refrigerant

E

Reusable, Pushon, Acces.

F

Adapters

G

Fabrication Equipment

H

Cross Reference

J

Thread Identification

K

Cross Reference Chart: Vari-Crimp & Weatherhead Couplings

Weatherhead	Vari-Crimp	Weatherhead	Vari-Crimp	Weatherhead	Vari-Crimp	Weatherhead	Vari-Crimp	Weatherhead	Vari-Crimp
04U-04L	4L04V	06U-108	615V	06U-P06	636V	08U-P58	8P58V	12U-82P	12P82V
04U-054	409V	06U-10A	6M10V	06U-P08	639V	08U-R08	836V	12U-A30	12A30V
04U-06C	4C06V	06U-10C	6C10V	06U-P10	642V	08U-R10	839V	12U-A32	12A32V
04U-08C	4C08V	06U-10D	6D10V	06U-P56	6P56V	08U-R68	8236V	12U-A36	12A36V
04U-08D	4D08V	06U-10F	6M60V	06U-P58	6P58V	08U-R70	8239V	12U-A72	12A72V
04U-08A	4M08V	06U-12A	6M12V	06U-R06	678V	08U-S66	8S66V	12U-E72	12E72V
04U-08F	4M58V	06U-12C	6C12V	06U-R08	645V	08U-S68	8S68V	12U-G12	12G12V
04U-102	400V	06U-12D	6D12V	06U-R66	6278V	08U-S70	8S70V	12U-G16	12G16V
04U-104	403V	06U-12F	6M62V	06U-R68	6245V	08U-S72	8S72V	12U-G42	12G42V
04U-106	415V	06U-14F	6M64V	06U-S64	6S64V	08U-T08	8T08V	12U-G46	12G46V
04U-108	439V	06U-156	6T56V	06U-S66	6S66V	10U-108	1000V	12U-G72	12G72V
04U-10C	4C10V	06U-18K	6K18V	06U-S68	6S68V	10U-112	1003V	12U-G76	12G76V
04U-10D	4D10V	06U-204	663V	06U-T06	6T06V	10U-18A	10M18V	12U-J12	1209V
04U-10F	4M60V	06U-206	612V	08U-058	806V	10U-18C	10C18V	12U-J42	12J42V
04U-14K	4K14V	06U-256	684V	08U-08L	8L08V	10U-18D	10D18V	12U-L70	12L70V
04U-154	4T54V	06U-306	624V	08U-104	866V	10U-20F	10M70V	12U-L72	12L72V
04U-202	436V	06U-356	681V	08U-106	800V	10U-24K	10K24V	12U-L76	12L76V
04U-204	412V	06U-358	694V	08U-108	803V	10U-360	1081V	12U-M12	12209V
04U-254	484V	06U-406	633V	08U-112	854V	10U-508	1012V	12U-P10	1248V
04U-354	481V	06U-446	6172V	08U-158	8T58V	10U-510	1018V	12U-P12	1227V
04U-356	486V	06U-46P	6P46V	08U-15A	8M15V	10U-512	1015V	12U-P62	12P62V
04U-44P	4P44V	06U-486	6148V	08U-15C	8C15V	10U-608	1024V	12U-R72	12239V
04U-504	418V	06U-506	618V	08U-15D	8D15V	10U-610	1027V	12U-S70	12S70V
04U-505	421V	06U-508	621V	08U-16F	8M66V	10U-621	1021V	12U-S72	12S72V
04U-506	430V	06U-510	669V	08U-208	812V	10U-670	1060V	12U-S76	12S76V
04U-554	4224V	06U-556	6227V	08U-22K	8K22V	10U-672	1066V	12U-T12	12T12V
04U-58C	4C58V	06U-604	675V	08U-258	884V	10U-68D	10D68V	16U-066	1606V
04U-58D	4D58V	06U-606	627V	08U-358	881V	10U-690	1057V	16U-112	1603V
04U-604	424V	06U-608	630V	08U-48P	8P48V	10U-692	1063V	16U-116	1600V
04U-605	427V	06U-60C	6C60V	08U-508	815V	10U-70C	10C70V	16U-16L	16L16V
04U-606	433V	06U-60D	6D60V	08U-510	818V	10U-70E	10H70V	16U-28C	16C28V
04U-60C	4C60V	06U-610	657V	08U-512	848V	10U-80P	10P80V	16U-33K	16K33V
04U-60D	4D60V	06U-612	691V	08U-558	8224V	10U-A30	10A30V	16U-366	1681V
04U-644	4163V	06U-62C	6C62V	08U-560	8227V	10U-A32	10A32V	16U-514	1615V
04U-664	4130V	06U-62D	6D62V	08U-606	842V	10U-A70	10A70V	16U-516	1612V
04U-665	4157V	06U-62E	6H62V	08U-608	824V	10U-E70	10E70V	16U-612	1621V
04U-666	4160V	06U-644	6190V	08U-610	827V	10U-E72	10E72V	16U-616	1618V
04U-684	4127V	06U-646	6166V	08U-612	845V	10U-L70	10L70V	16U-620	1624V
04U-685	4154V	06U-64C	6C64V	08U-616	863V	10U-L72	10L72V	16U-656L33	16657V
04U-74P	4P74V	06U-64E	6H64V	08U-648	8163V	10U-P08	10P08V	16U-676	16651V
04U-754	4100V	06U-648	6124V	08U-650	8166V	10U-P10	1033V	16U-696	16612V
04U-755	4103V	06U-664	6187V	08U-65D	8D65V	10U-P12	1036V	16U-766	16100V
04U-A24	4A24V	06U-666	6160V	08U-668	8133V	10U-S70	10S70V	16U-80C	16C80V
04U-A26	4A26V	06U-668	6163V	08U-66C	8C66V	10U-S72	10S72V	16U-86P	16P86V
04U-A64	4A64V	06U-684	6184V	08U-66E	8H66V	10U-T10	10T10V	16U-A36	16A36V
04U-A66	4A66V	06U-686	6157V	08U-670	8160V	12U-062	12062V	16U-A76	16A76V
04U-B03	4169V	06U-688	6169V	08U-688	8130V	12U-108	1200V	16U-E76	16E76V
04U-B04	4106V	06U-755	6103V	08U-690	8157V	12U-112	1203V	16U-G16	16G16V
04U-B05	4133V	06U-756	6106V	08U-758	8103V	12U-116	1254V	16U-G20	16G20V
04U-B43	4172V	06U-76P	6P76V	08U-760	8106V	12U-12L	12L12V	16U-G46	16G46V
04U-B44	4109V	06U-A24	6A24V	08U-78P	8P78V	12U-162	12T62V	16U-G50	16G50V
04U-B45	4136V	06U-A26	6A26V	08U-A26	8A26V	12U-212	1212V	16U-G76	16G76V
04U-B63	4175V	06U-A28	6A28V	08U-A28	8A28V	12U-262	1284V	16U-G80	16G80V
04U-B64	4112V	06U-A66	6A66V	08U-A30	8A30V	12U-22A	12M22V	16U-J16	1609V
04U-B65	4139V	06U-A68	6A68V	08U-A68	8A68V	12U-22C	12C22V	16U-J46	16J46V
04U-C34	445V	06U-B04	6175V	08U-A70	8A70V	12U-22D	12D22V	16U-L76	16L76V
04U-E64	4E64V	06U-B05	6109V	08U-B08	8109V	12U-30K	12K30V	16U-M16	16209V
04U-J02	462V	06U-B06	6136V	08U-B10	8136V	12U-312	1242V	16U-P16	1630V
04U-J04	406V	06U-B07	6193V	08U-B48	8112V	12U-362	1281V	16U-S76	16S76V
04U-J06	466V	06U-B44	6178V	08U-B68	8115V	12U-412	1224V	16U-T16	16T16V
04U-J34	4J34V	06U-B45	6112V	08U-E68	8E68V	12U-510	1218V	20U-070	2008V
04U-L64	4L64V	06U-B46	6139V	08U-E70	8E70V	12U-512	1215V	20U-120	2000V
04U-L66	4L66V	06U-B47	6196V	08U-E72	8E72V	12U-514	1260V	20U-36K	20K36V
04U-MO4	4206V	06U-B64	6181V	08U-G08	8G08V	12U-516	1233V	20U-370	2081V
04U-P04	451V	06U-B65	6115V	08U-G41	8G41V	12U-52P	12P52V	20U-520	2015V
04U-P05	454V	06U-B66	6142V	08U-G71	8G71V	12U-610	1230V	20U-620	2005V
04U-P06	448V	06U-B67	6199V	08U-J06	857V	12U-612	1221V	20U-677	20677V
04U-P54	4P54V	06U-C36	660V	08U-J08	809V	12U-614	1245V	20U-A40	20A40V
04U-R04	457V	06U-E66	6E66V	08U-J36	8J36V	12U-616	1236V	20U-G20	20G20V
04U-S64	4S64V	06U-E68	6E68V	08U-J38	8J38V	12U-652	12657V	20U-G50	20G50V
04U-S66	4S66V	06U-J04	666V	08U-L66	8L66V	12U-670	12660V	20U-G80	20G80V
04U-S68	4S68V	06U-J06	609V	08U-L68	8L68V	12U-672	12651V	20U-J50	20J50V
04U-T04	4T04V	06U-J08	651V	08U-L70	8L70V	12U-692	12612V	20U-L80	20L80V
06U-056	606V	06U-J36	6J36V	08U-M08	8209V	12U-696	12663V	20U-S80	20S80V
06U-058	648V	06U-J38	6J38V	08U-P08	830V	12U-70C	12C70V		
06U-06L	6L06V	06U-L66	6L66V	08U-P10	833V	12U-72D	12D72V		
06U-104	600V	06U-L68	6L68V	08U-P12	860V	12U-75C	12C75V		
06U-106	603V	06U-M06	6209V	08U-P56	8P56V	12U-762	12100V		

This cross reference is for thread identification and hose inside diameter only. Exact dimensions of the couplings may vary from manufacturer to manufacturer. Please check hose cut off factor, tube length, and tube drop carefully!

Cross Reference Chart: Vari-Crimp & Parker-Dayco Couplings

Parker Dayco HY Series	Vari-Crimp	Parker Dayco HY Series	Vari-Crimp	Parker Dayco HY Series	Vari-Crimp	Parker Dayco HY Series	Vari-Crimp	Parker Dayco HY Series	Vari-Crimp
HY04-02FF	436V	HY06-04MF90T	6181V	HY06-10RA	642V	HY08-12OM	8E72V	HY12-12RL	12T12V
HY04-02MP	400V	HY06-04MP	600V	HY06-10RU16A	6C10V	HY08-12RA	860V	HY12-12RM	12I2SV
HY04-02SP	462V	HY06-04OF90T	6A24V	HY06-10RU16A45T	6D10V	HY08-15MZ22A	8M15V	HY12-12SP	1209V
HY04-03MF	4169V	HY06-04OFT	6S64V	HY06-10RU16A90T	6D60V	HY08-15RU22A	8C15V	HY12-14FJ	1245V
HY04-03MF45T	4172V	HY06-04SP	666V	HY06-12BPF	694V	HY08-15RU22A45T	8D15V	HY12-14MJ	1260V
HY04-03MF90T	4175V	HY06-05MF	6109V	HY06-12FJ	691V	HY08-15RU22A90T	8D65V	HY12-16FJ	1236V
HY04-04BP	4P54V	HY06-05MF45T	6112V	HY06-12MZ18A	6M12V	HY08-16FJ	863V	HY12-16MJ	1233V
HY04-04BPF	481V	HY06-05MF90T	6115V	HY06-12MZ20A	6M62V	HY08-16MZ24A	8M66V	HY12-16MP	1254V
HY04-04BPF45T	4P44V	HY06-05MV	6103V	HY06-12RU18A	6C12V	HY08-16RO24A	8C66V	HY12-16OFT	12S76V
HY04-04BPF90T	4P74V	HY06-06BP	6P56V	HY06-12RU18A90T	6D62V	HY08-16RO24A90T	8H66V	HY12-16PA	12G16V
HY04-04BT	4T54V	HY06-06BPF	681V	HY06-18KMF	6K18V	HY08-22KMF	8K22V	HY12-22MZ30B	12M22V
HY04-04FF	412V	HY06-06BPF45T	6P46V	HY08-04MP	866V	HY10-08FJ	1024V	HY12-22RU30B	12C22V
HY04-04FJ	424V	HY06-06BPF90T	6P76V	HY08-06BP	8P56V	HY10-08MJ	1012V	HY12-22RU30B45T	12D22V
HY04-04FJ45T	4127V	HY06-06BT	6T56V	HY08-06BP	842V	HY10-08MP	1000V	HY12-22RU30B90T	12D72V
HY04-04FJ90T	4130V	HY06-06FA	633V	HY08-06MP	800V	HY10-08RA	1030V	HY12-30KMF	12K30V
HY04-04FJ90TL	4163V	HY06-06FA45T	6148V	HY08-06OF45T	8L66V	HY10-10BPF	1081V	HY16-12FJ	1621V
HY04-04FN	409V	HY06-06FA90T	6151V	HY08-06OFT	8A26V	HY10-10BPF90T	10P80V	HY16-12MP	1603V
HY04-04MF	4106V	HY06-06FA90TL	6172V	HY08-06OFT	8S66V	HY10-10FJ	1027V	HY16-14MJ	1615V
HY04-04MF45T	4109V	HY06-06FAT	6145V	HY08-06SP	857V	HY10-10FJ45T	1057V	HY16-16BPF	1681V
HY04-04MF90T	4112V	HY06-06FF	612V	HY08-08BP	8P58V	HY10-10FJ90T	1060V	HY16-16BPF90T	16P86V
HY04-04MJ	418V	HY06-06FJ	627V	HY08-08BPF	881V	HY10-10MJ	1018V	HY16-16FJ	1618V
HY04-04MJPF	4L04V	HY06-06FJ45T	6157V	HY08-08BPF45T	8P48V	HY10-10OF45T	10L70V	HY16-16FJ45T	16612V
HY04-04MP	403V	HY06-06FJ90	6227V	HY08-08BPF90T	8P78V	HY10-10OF90T	10A30V	HY16-16FJ90T	16651V
HY04-04MV	4100V	HY06-06FJ90T	6160V	HY08-08BT	8T58V	HY10-10OF90TL	10A70V	HY16-16FJ90TL	16657V
HY04-04OF45T	4L64V	HY06-06FJ90TL	6166V	HY08-08FF	812V	HY10-10OFT	10S70V	HY16-16FN	1606V
HY04-04OF90T	4A24V	HY06-06FN	606V	HY08-08FJ	824V	HY10-10RA	1033V	HY16-16MJ	1612V
HY04-04OF90TL	4A64V	HY06-06MA	624V	HY08-08FJ45T	8130V	HY10-10RL	10T10V	HY16-16MJFP	16L16V
HY04-04OFT	4S64V	HY06-06MF	6136V	HY08-08FJ90	8224V	HY10-12FJ	1021V	HY16-16MP	1600V
HY04-04OM	4E64V	HY06-06MF45T	6139V	HY08-08FJ90T	8133V	HY10-12FJ45T	1063V	HY16-16MPV	16100V
HY04-04RA	451V	HY06-06MF90T	6142V	HY08-08FJ90TL	8163V	HY10-12FJ90T	1066V	HY16-16OF45T	16L76V
HY04-04RC	457V	HY06-06MJ	618V	HY08-08FN	806V	HY10-12MJ	1015V	HY16-16OF90T	16A36V
HY04-04RL	4T04V	HY06-06MJPF	6L06V	HY08-08MF	8109V	HY10-12MP	1003V	HY16-16OF90TL	16A76V
HY04-04SP	406V	HY06-06MP	603V	HY08-08MF45T	8112V	HY10-12OF45T	10L72V	HY16-16OFT	16S76V
HY04-04SP90	4206V	HY06-06MV	6106V	HY08-08MF90T	8115V	HY10-12OF90T	10A32V	HY16-16OM	16E76V
HY04-05FJ	427V	HY06-06OF45T	6L66V	HY08-08MJ	815V	HY10-12OFT	10S72V	HY16-16PA	16G16V
HY04-05FJ45T	4154V	HY06-06OF90T	6A26V	HY08-08MJPF	8L08V	HY10-18RU26A	10C18V	HY16-16PA45	16G46V
HY04-05FJ90T	4157V	HY06-06OF90TL	6A66V	HY08-08MP	803V	HY10-24KMF	10K24V	HY16-16PA90	16G76V
HY04-05MF	4133V	HY06-06OFT	6S66V	HY08-08MV	8103V	HY12-08MP	1200V	HY16-16RA	1630V
HY04-05MF45T	4136V	HY06-06OM	6E66V	HY08-08OF45T	8L68V	HY12-10FJ	1230V	HY16-16RL	16T16V
HY04-05MF90T	4139V	HY06-06RA	636V	HY08-08OF90T	8A28V	HY12-10FJ90T	12660V	HY16-16RM	1616SV
HY04-05MJ	421V	HY06-06RC	678V	HY08-08OF90TL	8A68V	HY12-10MJ	1218V	HY16-16SP	1609V
HY04-05MV	4103V	HY06-06RC90	6278V	HY08-08OFT	8S68V	HY12-10OF45T	12L70V	HY16-20FJ	1624V
HY04-05RA	454V	HY06-06RL	6T06V	HY08-08OM	8E68V	HY12-10OF90T	12A30V	HY16-20PA	16G20V
HY04-06BPF	486V	HY06-06RM	665V	HY08-08PA	8G08V	HY12-10OFT	12S70V	HY16-28RU36B	16C28V
HY04-06FA	442V	HY06-06SP	609V	HY08-08PA45	8G41V	HY12-10RA	1248V	HY16-33KMF	16K33V
HY04-06FJ	433V	HY06-06SP90	6209V	HY08-08PA90	8G71V	HY12-12BP	12P62V	HY20-20FJ	2005V
HY04-06FJ90T	4160V	HY06-07MF	6193V	HY08-08RA	830V	HY12-12BPF	1281V	HY20-20FJ90T	20677V
HY04-06FJ90TL	4178V	HY06-07MF45T	6196V	HY08-08RC	836V	HY12-12BPF45T	12P52V	HY20-20FN	2008V
HY04-06MJ	430V	HY06-07MF90T	6199V	HY08-08RC90	8236V	HY12-12BPF90T	12P82V	HY20-20MJ	2015V
HY04-06MP	415V	HY06-08BP	6P58V	HY08-08RL	8T08V	HY12-12BT	12T62V	HY20-20MP	2000V
HY04-06OF45T	4L66V	HY06-08FF	688V	HY08-08RM	88SV	HY12-12FA	1224V	HY20-20OF45T	20L80V
HY04-06OF90T	4A26V	HY06-08FJ	630V	HY08-08SP	809V	HY12-12FF	1212V	HY20-20OF90T	20A40V
HY04-06OFT	4S66V	HY06-08FJ45T	6169V	HY08-08SP90	8209V	HY12-12FJ	1221V	HY20-20OFT	20S80V
HY04-06RA	448V	HY06-08FJ90	6230V	HY08-10FJ	827V	HY12-12FJ45T	12612V		
HY04-06RU12A	4C06V	HY06-08FJ90T	6163V	HY08-10FJ45T	8157V	HY12-12FJ90T	12651V		
HY04-06SP	466V	HY06-08MJ	621V	HY08-10FJ90	8227V	HY12-12FJ90TL	12657V		
HY04-08MP	439V	HY06-08MP	615V	HY08-10FJ90T	8160V	HY12-12FN	1206V		
HY04-08MZ14A	4M08V	HY06-08MV	6800V	HY08-10FJ90TL	8166V	HY12-12MA	1242V		
HY04-08MZ16A	4M58V	HY06-08NV	660V	HY08-10MJ	818V	HY12-12MJ	1215V		
HY04-08NV	445V	HY06-08OF45T	6L68V	HY08-10MV	8106V	HY12-12MJPF	12L12V		
HY04-08OFT	4S68V	HY06-08OF90T	6A28V	HY08-10OF45T	8L70V	HY12-12MP	1203V		
HY04-08RU14A	4C08V	HY06-08OF90TL	6A68V	HY08-10OF90T	8A30V	HY12-12MV	12100V		
HY04-08RU14A45T	4D08V	HY06-08OFT	6S68V	HY08-10OF90TL	8A70V	HY12-12OF45T	12L72V		
HY04-08RU14A90T	4D58V	HY06-08RA	639V	HY08-10OFT	8S70V	HY12-12OF90T	12A32V		
HY04-08RU16A	4C10V	HY06-08RC	645V	HY08-10OM	8E70V	HY12-12OF90TL	12A72V		
HY04-10MZ18A	4M60V	HY06-08RC90	6245V	HY08-10RA	833V	HY12-12OFT	12S72V		
HY04-10RU16A90T	4D60V	HY06-08SP	651V	HY08-10RC	839V	HY12-12PA	12G12V		
HY04-14KMF	4K14V	HY06-08SP90	6251V	HY08-10RC90	8239V	HY12-12PA45	12G42V		
HY06-04FF	663V	HY06-10FJ	657V	HY08-12FJ	845V	HY12-12PA90	12G72V		
HY06-04FJ	675V	HY06-10MJ	669V	HY08-12MJ	848V	HY12-12RA	1227V		
HY06-04MF	6175V	HY06-10MZ16A	6M10V	HY08-12MP	854V	HY12-12RC	1239V		
HY06-04MF45T	6178V	HY06-10MZ18A	6M60V	HY08-12OFT	8S72V	HY12-12RC90	12239V		

This cross reference is for thread identification and hose inside diameter only. Exact dimensions of the couplings may vary from manufacturer to manufacturer. Please check hose cut off factor, tube length, and tube drop carefully!

Bulk Hose

Vari-Crimp

Grp Crimp

Thermoplastic

Refrigerant

Reusable, Push-on, Access

Adapters

Fabrication Equipment

Cross Reference

Thread Identification

A

B

C

D

E

F

G

H

J

K

Cross Reference Chart: Vari-Crimp & Parker Couplings

Parker HY Series	Vari-Crimp	Parker HY Series	Vari-Crimp	Parker HY Series	Vari-Crimp	Parker HY Series	Vari-Crimp	Parker HY Series	Vari-Crimp
101HY-12-10	1003V	106HY-20-20	2005V	139HY-12-12	12651V	1D2HY-12-6	6M62V	1JSHY-8-4	4S68V
101HY-12-12	1203V	106HY-4-4	424V	139HY-16-16	16651V	1D2HY-16-8	8M66V	1JSHY-8-6	6S68V
101HY-12-16	1603V	106HY-4-6	675V	139HY-4-4	4130V	1D2HY-8-4	4M58V	1JSHY-8-8	8S68V
101HY-12-8	854V	106HY-5-4	427V	139HY-5-4	4157V	1D9HY-4-4	4P54V	1MUHY-22-8	8K22V
101HY-16-12	1254V	106HY-6-4	433V	139HY-6-4	4160V	1D9HY-6-6	6P56V	1MUHY-4-4	4K14V
101HY-16-16	1600V	106HY-6-6	627V	139HY-6-6	6160V	1D9HY-8-6	6P58V	1MUHY-6-6	6K18V
101HY-20-20	2000V	106HY-6-8	842V	139HY-8-6	6163V	1D9HY-8-8	8P58V	1S2HY-12-12	1284V
101HY-2-4	400V	106HY-8-10	1024V	139HY-8-8	8133V	1FUHY-12-12-SM	12L12V	1SGHY-6-6	6145V
101HY-4-4	403V	106HY-8-6	630V	141HY-10-8	8166V	1GJHY-8-4	445V	1UTHY-4-4	4T54V
101HY-4-6	600V	106HY-8-8	824V	141HY-12-12	12657V	1GUHY-10-10	1081V	1UTHY-6-6	6T56V
101HY-4-8	866V	107HY-12-12	1206V	141HY-16-16	16657V	1GUHY-12-12	1281V	1UTHY-8-8	8T58V
101HY-6-4	415V	107HY-16-16	1606V	141HY-4-4	4163V	1GUHY-16-16	1681V	1XUHY-12-12	12K30V
101HY-6-6	603V	107HY-4-4	409V	141HY-6-4	4178V	1GUHY-4-4	481V	1XUHY-16-16	16K33V
101HY-6-8	800V	107HY-6-6	606V	141HY-6-6	6166V	1GUHY-6-4	486V	1XUHY-24-10	10K24V
101HY-8-10	1000V	107HY-8-8	806V	141HY-8-8	8163V	1GUHY-6-6	681V		
101HY-8-12	1200V	108HY-12-12	1224V	167HY-4-4	4109V	1GUHY-8-6	694V		
101HY-8-4	439V	108HY-6-4	442V	167HY-5-4	4136V	1GUHY-8-8	881V		
101HY-8-6	615V	108HY-6-6	633V	167HY-5-6	6112V	1HUHY-12-12	1212SV		
101HY-8-8	803V	10GHY-10-8	839V	167HY-6-6	6139V	1HUHY-16-16	1616SV		
102HY-12-12	1212V	10GHY-12-12	1239V	167HY-8-8	8112V	1HUHY-6-6	66SV		
102HY-2-4	436V	10GHY-4-4	457V	169HY-3-4	4175V	1HUHY-8-8	88SV		
102HY-4-4	412V	10GHY-6-6	678V	169HY-4-4	4112V	1J0HY-10-8	8E70V		
102HY-4-6	663V	10GHY-8-6	645V	169HY-4-6	6181V	1J0HY-12-8	8E72V		
102HY-6-6	612V	10GHY-8-8	836V	169HY-5-4	4139V	1J0HY-4-4	4E64V		
102HY-8-6	688V	10LHY-10-8	8239V	169HY-5-6	6115V	1J0HY-6-6	6E66V		
102HY-8-8	812V	10LHY-12-12	12239V	169HY-6-6	6142V	1J0HY-8-8	8E68V		
103HY-10-10	1018V	10LHY-6-6	6278V	169HY-7-6	6199V	1J1HY-10-10	10A70V		
103HY-10-12	1218V	10LHY-8-6	6245V	169HY-8-8	8115V	1J1HY-10-8	8A70V		
103HY-10-6	669V	10LHY-8-8	8236V	177HY-6-6	6148V	1J1HY-12-12	12A72V		
103HY-10-8	818V	111HY-10-8	8106V	179HY-6-6	6151V	1J1HY-16-16	16A76V		
103HY-12-10	1015V	111HY-12-12	12100V	181HY-6-6	6172V	1J1HY-4-4	4A64V		
103HY-12-12	1215V	111HY-16-16	16100V	192HY-8-6	694V	1J1HY-6-6	6A66V		
103HY-12-8	848V	111HY-4-4	4100V	193HY-6-6	6227V	1J1HY-8-6	6A68V		
103HY-14-12	1260V	111HY-5-6	6103V	193HY-8-6	6230V	1J1HY-8-8	8A68V		
103HY-14-16	1615V	111HY-6-6	6106V	193HY-8-8	8224V	1J7HY-10-10	10L70V		
103HY-16-12	1233V	111HY-8-6	6800V	1B1HY-12-12	12P52V	1J7HY-10-12	12L70V		
103HY-16-16	1612V	111HY-8-8	8103V	1B1HY-4-4	4P44V	1J7HY-10-8	8L70V		
103HY-20-20	2015V	115HY-12-12	12G12V	1B1HY-6-6	6P46V	1J7HY-12-10	10L72V		
103HY-4-4	418V	115HY-16-12	12G16V	1B1HY-8-8	8P48V	1J7HY-12-12	12L72V		
103HY-5-4	421V	115HY-16-16	16G16V	1B2HY-10-10	10P80V	1J7HY-16-16	16L76V		
103HY-6-4	430V	115HY-20-16	16G20V	1B2HY-12-12	12P82V	1J7HY-4-4	4L64V		
103HY-6-6	618V	115HY-8-8	8G08V	1B2HY-16-16	16P86V	1J7HY-6-4	4L66V		
103HY-8-6	621V	117HY-12-12	12G42V	1B2HY-4-4	4P74V	1J7HY-6-6	6L66V		
103HY-8-8	815V	117HY-8-8	8G41V	1B2HY-6-6	6P76V	1J7HY-6-8	8L66V		
104HY-6-6	624V	119HY-12-12	12G72V	1B2HY-8-8	8P78V	1J7HY-8-6	6L68V		
105HY-10-10	1033V	119HY-16-16	16G76V	1C3HY-10-6	6C10V	1J7HY-8-8	8L68V		
105HY-10-6	642V	119HY-8-8	8G71V	1C3HY-12-6	6C12V	1J9HY-10-10	10A30V		
105HY-10-8	833V	11LHY-4-4	4206V	1C3HY-15-8	8C15V	1J9HY-10-12	12A30V		
105HY-10-12	1248V	11LHY-6-6	6209V	1C3HY-18-10	10C18V	1J9HY-10-8	8A30V		
105HY-12-12	1227V	11LHY-8-6	6251V	1C3HY-22-12	12C22V	1J9HY-12-10	10A32V		
105HY-12-8	860V	128HY-3-4	4169V	1C3HY-28-16	16C28V	1J9HY-12-12	12A32V		
105HY-16-16	1630V	128HY-4-4	4106V	1C3HY-6-4	4C06V	1J9HY-16-16	16A36V		
105HY-4-4	451V	128HY-5-4	4133V	1C3HY-8-4	4C08V	1J9HY-4-4	4A24V		
105HY-5-4	454V	128HY-5-6	6109V	1C4HY-10-6	6D10V	1J9HY-4-6	6A24V		
105HY-6-4	448V	128HY-6-6	6136V	1C4HY-15-8	8D15V	1J9HY-6-4	4A26V		
105HY-6-6	636V	128HY-7-6	6193V	1C4HY-22-12	12D22V	1J9HY-6-6	6A26V		
105HY-8-6	639V	128HY-8-8	8109V	1C4HY-8-4	4D08V	1J9HY-6-8	8A26V		
105HY-8-8	830V	134HY-12-12	12T12V	1C5HY-10-6	6D60V	1J9HY-8-6	6A28V		
106HY-10-10	1027V	134HY-6-6	6T06V	1C5HY-10-4	4D60V	1J9HY-8-8	8A28V		
106HY-10-12	1230V	137HY-10-10	1057V	1C5HY-12-6	6D62V	1JSHY-10-10	10S70V		
106HY-10-8	827V	137HY-10-8	8157V	1C5HY-15-8	8D65V	1JSHY-10-12	12S70V		
106HY-10-6	657V	137HY-12-12	12612V	1C5HY-22-12	12D72V	1JSHY-10-8	8S70V		
106HY-12-6	691V	137HY-16-16	16612V	1C5HY-8-4	4D58V	1JSHY-12-8	8S72V		
106HY-12-10	1021V	137HY-4-4	4127V	1C5HY-10-4	4D60V	1JSHY-12-10	10S72V		
106HY-12-12	1221V	137HY-5-4	4154V	1C6HY-8-4	4C10V	1JSHY-12-12	12S72V		
106HY-12-16	1621V	137HY-6-6	6157V	1C8HY-16-8	8H66V	1JSHY-16-12	12S76V		
106HY-12-8	845V	137HY-8-6	6169V	1C9HY-16-8	8C66V	1JSHY-16-16	16S76V		
106HY-14-12	1245V	137HY-8-8	8130V	1D0HY-10-4	4M60V	1JSHY-20-20	20S80V		
106HY-16-8	863V	139HY-10-10	1060V	1D0HY-10-6	6M10V	1JSHY-4-4	4S64V		
106HY-16-12	1236V	139HY-10-12	12660V	1D0HY-12-6	6M12V	1JSHY-6-4	4S66V		
106HY-16-16	1618V	139HY-10-8	8160V	1D0HY-15-8	8M15V	1JSHY-6-6	6S66V		
106HY-20-16	1624V	139HY-12-10	1066V	1D0HY-8-4	4M08V	1JSHY-6-8	8S66V		

This cross reference is for thread identification and hose inside diameter only. Exact dimensions of the couplings may vary from manufacturer to manufacturer. Please check hose cut off factor, tube length, and tube drop carefully!

Cross Reference Chart: GW SERIES and SX Series & Weatherhead

WH 430 U	GW SERIES	Weatherhead 430 U	GW SERIES	WH 470 E	SX SERIES	WH 570 E	SX SERIES*
43008U-108	GW01 8x8	43012U-S72	GW30 12x12	47012E-112	SX01 12x12	57012S-D12	SX60-12X12
43008U-112	GW01 8x12	43012U-S76	GW30-12x16	47012E-612	SX09 12x12	57012S-D16	SX60-12X16
43008U-22K	GW39-8x22	43016U-112	GW01 16x12	47012E-616	SX09 12x16	57016S-D16	SX60-16X16
43008U-358	GW10 8x8	43016U-116	GW01 16x16	47012E-672	SX26 12x12	57016S-D20	SX60-16X20
43008U-508	GW08 8x8	43016U-33K	GW39-16x33	47012E-692	SX25 12x12	57020S-D20	SX60-20X20
43008U-510	GW08 8x10	43016U-366	GW10 16x16	47012E-D12	SX60 12x12	57024S-D24	SX60-24X24
43008U-606	GW09 8x6	43016U-516	GW08 16x16	47012E-D16	SX60 12x16	57032S-D32	SX60-32X32
43008U-608	GW09 8x8	43016U-612	GW09 16x12	47012E-D42	SX61 12x12	57012S-D42	SX61-12X12
43008U-610	GW09 8x10	43016U-616	GW09 16x16	47012E-D46	SX61 12x16	57012S-D46	SX61-12X16
43008U-612	GW09 8x12	43016U-620	GW09 16x20	47012E-D72	SX62 12x12	57016S-D46	SX61-16X16
43008U-668	GW26 8x8	43016U-676	GW26 16x16	47012E-D76	SX62 12x16	57016S-D50	SX61-16X20
43008U-670	GW26 8x10	43016U-696	GW25 16x16	47012E-G12	SX47 12x12	57020S-D50	SX61-20X20
43008U-688	GW25 8x8	43016U-80C	GW38-16x30	47012E-G42	SX50 12x12	57024S-D54	SX61-24X24
43008U-690	GW25 8x10	43016U-A36	GW32 16x16	47012E-G72	SX53 12x12	57032S-D62	SX61-32X32
43008U-A28	GW32 8x8	43016U-A76	GW33 16x16	47012E-S72	SX30 12x12	57012S-D72	SX61-12X12
43008U-A30	GW32 8x10	43016U-D16	GW60 16x16	47016E-116	SX01 16x16	57012S-D76	SX62-12X16
43008U-A68	GW33 8x8	43016U-D20	GW60 16x20	47016E-616	SX09 16x16	57016S-D76	SX62-16X16
43008U-A70	GW33 8x10	43016U-D46	GW61 16x16	47016E-676	SX26 16x16	57016S-D80	SX62-16X20
43008U-E68	GW29 8x8	43016U-D76	GW62 16x16	47016E-696	SX25 16x16	57020S-D80	SX62-20X20
43008U-G08	GW47 8x8	43016U-D80	GW62 16x20	47016E-D16	SX60 16x16	57024S-D84	SX62-24X24
43008U-G12	GW47 8x12	43016U-E76	GW29 16x16	47016E-D20	SX60 16x20	57032S-D92	SX62-32X32
43008U-G41	GW50 8x8	43016U-G16	GW47 16x16	47016E-D46	SX61 16x16	57012S-K12	SX80-12X12
43008U-G42	GW50 8x12	43016U-G20	GW47 16x20	47016E-D50	SX61 16x20	57016S-K16	SX80-16X16
43008U-G71	GW53 8x8	43016U-G46	GW50 16x16	47016E-D76	SX62 16x16	57020S-K20	SX80-20X20
43008U-G72	GW53 8x12	43016U-G50	GW50 16x20	47016E-D80	SX62 16x20	57024S-K24	SX80-24X24
43008U-L68	GW31 8x8	43016U-G76	GW53 16x16	47016E-G16	SX47 16x16	57032S-K32	SX80-32X32
43008U-L70	GW31 8x10	43016U-G76L46	GW54 16x16	47016E-G46	SX50 16x16	57012S-K42	SX81-12X12
43008U-S68	GW30 8x8	43016U-G80	GW53 16x20	47016E-G76	SX53 16x16	57016S-K46	SX81-16X16
43008U-S70	GW30 8x10	43016U-H03	GW48 16x16	47016E-S76	SX30 16x16	57020S-K50	SX81-20X20
43012U-112	GW01 12x12	43016U-H04	GW48 16x20	47020E-120	SX01 20x20	57024S-K54	SX81-24X24
43012U-116	GW01 12x16	43016U-H23	GW49 16x16	47020E-620	SX09 20x20	57032S-K62	SX81-32X32
43012U-22C	GW37-12x22	43016U-H53	GW51 16x16	47020E-D20	SX60 20x20	57012S-K72	SX82-12X12
43012U-30K	GW39-12x30	43016U-H54	GW51 16x20	47020E-D50	SX61 20x20	57016S-K76	SX82-16X16
43012U-362	GW10 12x12	43016U-H63	GW52 16x16	47020E-D80	SX62 20x20	57020S-K80	SX82-20X20
43012U-512	GW08 12x12	43016U-H64	GW52 16x20	47020E-G20	SX47 20x20	57024S-K84	SX82-24X24
43012U-514	GW08 12x14	43016U-H83	GW56 16x16	47020E-G50	SX50 20x20	57032S-K92	SX82-32X32
43012U-516	GW08 12x16	43016U-L76	GW31 16x16	47020E-S80	SX30 20x20		
43012U-52P	GW43 12x12	43016U-P16	GW11 16x16	47024E-124	SX01 24x24		
43012U-612	GW09 12x12	43016U-S76	GW30 16x16	47024E-624	SX09 24x24		
43012U-614	GW09 12x14	43020U-120	GW01 20x20	47024E-D24	SX60 24x24		
43012U-616	GW09 12x16	43020U-520	GW08 20x20	47024E-D54	SX61 24x24		
43012U-672	GW26 12x12	43020U-620	GW09 20x20	47024E-D84	SX62 24x24		
43012U-692	GW25 12x12	43020U-624	GW09 20x24	47032E-132	SX01 32x32		
43012U-75C	GW38-12x25	43020U-677	GW26 20x20	47032E-632	SX09 32x32		
43012U-A30	GW32 12x10	43020U-697	GW25 20x20				
43012U-A32	GW32 12x12	43020U-A40	GW32 20x20				
43012U-A72	GW33 12x12	43020U-D20	GW60 20x20				
43012U-D12	GW60 12x12	43020U-D50	GW61 20x20				
43012U-D16	GW60 12x16	43020U-D80	GW62 20x20				
43012U-D42	GW61 12x12	43020U-G20	GW47 20x20				
43012U-D46	GW61 12x16	43020U-G24	GW47 20x24				
43012U-D72	GW62 12x12	43020U-G50	GW50 20x20				
43012U-D76	GW62 12x16	43020U-G54	GW50 20x24				
43012U-E72	GW29 12x12	43020U-G80	GW53 20x20				
43012U-G12	GW47 12x12	43020U-G80L40	GW54 20x20				
43012U-G16	GW47 12x16	43020U-G84	GW53 20x24				
43012U-G42	GW50 12x12	43020U-H04	GW48 20x20				
43012U-G46	GW50 12x16	43020U-H24	GW49 20x20				
43012U-G72	GW53 12x12	43020U-H54	GW51 20x20				
43012U-G72L37	GW54 12x12	43020U-H64	GW52 20x20				
43012U-G76	GW53 12x16	43020U-H84	GW56 20x20				
43012U-G76L31	GW54 12x16	43020U-L80	GW31 20x20				
43012U-H02	GW48 12x12	43020U-S80	GW30 20x20				
43012U-H03	GW48 12x16	43024U-124	GW01 24x24				
43012U-H22	GW49 12x12	43024U-624	GW09 24x24				
43012U-H52	GW51 12x12	43024U-678	GW26 24x24				
43012U-H53	GW51 12x16	43024U-G24	GW47 24x24				
43012U-H62	GW52 12x12	43024U-G54	GW50 24x24				
43012U-H63	GW52 12x16	43024U-G84	GW53 24x24				
43012U-H72	GW55 12x12	43032U-132	GW01 32x32				
43012U-H73	GW55 12x16	43032U-632	GW09 32x32				
43012U-H92	GW57 12x12	43032U-G32	GW47 32x32				
43012U-L72	GW31 12x12	43032U-G62	GW50 32x32				
43012U-P62	GW36 12x12	43032U-G92	GW53 32x32				
43012U-S70	GW30 12x10						

* SX Series couplings are made from standard Carbon Steel, not Stainless Steel. This cross reference is for thread identification and hose ID only.

For thread identification and hose I.D. only. Dimensions of the couplings may vary from manufacturer to manufacturer. Check hose cut off factor and tube drop carefully!

Bulk Hose
 Vari-Crimp
 Grip Crimp
 Thermoplastic
 Refrigerant
 Reusables, Pushon, Acces.
 Adapters
 Fabrication Equipment
 Cross Reference
 Thread Identification

Cross Reference Chart: GW SERIES & Parker-Dayco

Parker BW	GW SERIES	Parker BW	GW SERIES	Parker-Dayco BW	GW SERIES	Parker Dayco BW	GW SERIES
101BW-12-12	GW01 12x12	139BW-20-20	GW26 20x20	BW08-06FJ	GW09 8x6	BW16-16OF90T	GW32 16x16
101BW-12-8	GW01 8x12	139BW-24-24	GW26 24x24	BW08-08FJ	GW09 8x8	BW16-16OF90TL	GW33 16x16
101BW-16-12	GW01 12x16	139BW-8-8	GW26 8x8	BW08-08FJ45T	GW25 8x8	BW16-16OFT	GW30 16x16
101BW-16-16	GW01 16x16	16ABW-12-12	GW60 12x12	BW08-08FJ90T	GW26 8x8	BW16-16OM	GW29 16x16
101BW-20-20	GW01 20x20	16ABW-16-12	GW60 12x16	BW08-08MJ	GW08 8x8	BW16-16PA	GW47 16x16
101BW-24-24	GW01 24x24	16ABW-16-16	GW60 16x16	BW08-08MP	GW01 8x8	BW16-16PA22	GW48 16x16
101BW-32-32	GW01 32x32	16ABW-20-16	GW60 16x20	BW08-08OF45T	GW31 8x8	BW16-16PA30	GW49 16x16
101BW-8-8	GW01 8x8	16ABW-20-20	GW60 20x20	BW08-08OF90T	GW32 8x8	BW16-16PA45	GW50 16x16
103BW-12-12	GW08 12x12	16FBW-12-12	GW61 12x12	BW08-08OF90TL	GW33 8x8	BW16-16PA60	GW51 16x16
103BW-16-12	GW08 12x16	16FBW-16-16	GW61 16x16	BW08-10OF90TL	GW33 8x10	BW16-16PA67	GW52 16x16
103BW-16-16	GW08 16x16	16FBW-20-20	GW61 20x20	BW08-08OFT	GW30 8x8	BW16-16PA90	GW53 16x16
103BW-20-20	GW08 20x20	16NBW-12-12	GW62 12x12	BW08-08OM	GW29 8x8	BW16-16PA110	GW56 16x16
103BW-8-8	GW08 8x8	16NBW-16-12	GW62 12x16	BW08-08PA	GW47 8x8	BW16-16PH	GW60 16x16
105BW-16-16	GW11 16x16	16NBW-16-16	GW62 16x16	BW08-08PA45	GW50 8x8	BW16-16PH45	GW61 16x16
106BW-10-8	GW09 8x10	16NBW-20-16	GW62 16x20	BW08-08PA90	GW53 8x8	BW16-16PH90	GW62 16x16
106BW-12-12	GW09 12x12	16NBW-20-20	GW62 20x20	BW08-10FJ	GW09 8x10	BW16-16RA	GW11 16x16
106BW-12-16	GW09 16x12	1J0BW-12-12	GW29 12x12	BW08-10FJ45T	GW25 8x10	BW16-20FJ	GW09 16x20
106BW-12-8	GW09 8x12	1J0BW-16-16	GW29 16x16	BW08-10FJ90T	GW26 8x10	BW16-20PA	GW47 16x20
106BW-14-12	GW09 12x14	1J0BW-8-8	GW29 8x8	BW08-10OF45T	GW31 8x10	BW16-20PA22	GW48 16x20
106BW-16-12	GW09 12x16	1J1BW-10-8	GW33 8x10	BW08-10OF90T	GW32 8x10	BW16-20PA45	GW50 16x20
106BW-16-16	GW09 16x16	1J1BW-12-12	GW33 12x12	BW08-10OFT	GW30 8x10	BW16-20PA60	GW51 16x20
106BW-20-16	GW09 16x20	1J1BW-16-16	GW33 16x16	BW08-12FJ	GW09 8x12	BW16-20PA67	GW52 16x20
106BW-20-20	GW09 20x20	1J1BW-8-8	GW33 8x8	BW08-12MP	GW01 8x12	BW16-20PA90	GW53 16x20
106BW-24-20	GW09 20x24	1J7BW-10-8	GW31 8x10	BW12-10OFT	GW30 12x10	BW16-20PH	GW60 16x20
106BW-24-24	GW09 24x24	1J7BW-12-12	GW31 12x12	BW12-10OF90T	GW32 12x10	BW16-20PH90	GW62 16x20
106BW-32-32	GW09 32x32	1J7BW-16-16	GW31 16x16	BW12-12FJ	GW09 12x12	BW20-20FJ	GW09 20x20
106BW-6-8	GW09 8x6	1J7BW-20-20	GW31 20x20	BW12-12FJ45T	GW25 12x12	BW20-20FJ90T	GW26 20x20
106BW-8-8	GW09 8x8	1J7BW-8-8	GW31 8x8	BW12-12FJ90T	GW26 12x12	BW20-20MJ	GW08 20x20
115BW-12-12	GW47 12x12	1J9BW-10-8	GW32 8x10	BW12-12MJ	GW08 12x12	BW20-20MP	GW01 20x20
115BW-16-12	GW47 12x16	1J9BW-12-12	GW32 12x12	BW12-12MP	GW01 12x12	BW20-20OF45T	GW31 20x20
115BW-16-16	GW47 16x16	1J9BW-16-16	GW32 16x16	BW12-12OF45T	GW31 12x12	BW20-20OF90T	GW32 20x20
115BW-20-16	GW47 16x20	1J9BW-20-20	GW32 20x20	BW12-12OF90T	GW32 12x12	BW20-20OFT	GW30 20x20
115BW-20-20	GW47 20x20	1J9BW-8-8	GW32 8x8	BW12-12OF90TL	GW33 12x12	BW20-20PA	GW47 20x20
115BW-24-24	GW47 24x24	1JSBW-10-12	GW30 12x10	BW12-12OFT	GW30 12x12	BW20-20PA22	GW48 20x20
115BW-32-32	GW47 32x32	1JSBW-10-8	GW30 8x10	BW12-12OM	GW29 12x12	BW20-20PA30	GW49 20x20
115BW-8-8	GW47 8x8	1JSBW-12-12	GW30 12x12	BW12-12PA	GW47 12x12	BW20-20PA45	GW50 20x20
116BW-12-12	GW48 12x12	1JSBW-16-12	GW30 12x16	BW12-12PA22	GW48 12x12	BW20-20PA60	GW51 20x20
116BW-16-12	GW48 12x16	1JSBW-16-16	GW30 16x16	BW12-12PA30	GW49 12x12	BW20-20PA67	GW52 20x20
116BW-16-16	GW48 16x16	1JSBW-20-20	GW30 20x20	BW12-12PA45	GW50 12x12	BW20-20PA90	GW53 20x20
116BW-20-20	GW48 20x20	1JSBW-8-8	GW30 8x8	BW12-12PA60	GW51 12x12	BW20-20PA110	GW56 20x20
117BW-12-12	GW50 12x12			BW12-12PA67	GW52 12x12	BW20-20PH	GW60 20x20
117BW-16-12	GW50 12x16	Parker-Dayco Cross Reference for thread identification and hose I.D. only.		BW12-12PA90	GW53 12x12	BW20-20PH45	GW61 20x20
117BW-16-16	GW50 16x16	Check crimp diameters on page B-14 to ensure proper assembly. GW Series couplings are designed for 100R12 hose and 3/4" thru 2" 100R2AT hose.		BW12-12PA100	GW55 12x12	BW20-20PH90	GW62 20x20
117BW-20-16	GW50 16x20			BW12-12PA135	GW57 12x12	BW20-24FJ	GW09 20x24
117BW-20-20	GW50 20x20			BW12-12PH	GW60 12x12	BW24-24FJ	GW09 24x24
117BW-24-24	GW50 24x24			BW12-12PH45	GW61 12x12	BW24-24FJ90T	GW26 24x24
117BW-32-32	GW50 32x32			BW12-12PH90	GW62 12x12	BW24-24MP	GW01 24x24
118BW-12-12	GW52 12x12			BW12-14FJ	GW09 12x14	BW24-24PA	GW47 24x24
118BW-16-16	GW52 16x16			BW12-16FJ	GW09 12x16	BW24-24PA45	GW50 24x24
118BW-20-20	GW52 20x20			BW12-16MJ	GW08 12x16	BW24-24PA90	GW53 24x24
119BW-12-12	GW53 12x12			BW12-16MP	GW01 12x16	BW32-32FJ	GW09 32x32
119BW-16-12	GW53 12x16			BW12-16OFT	GW30 12x16	BW32-32MP	GW01 32x32
119BW-16-16	GW53 16x16			BW12-16PA	GW47 12x16	BW32-32PA	GW47 32x32
119BW-20-16	GW53 16x20			BW12-16PA22	GW48 12x16	BW32-32PA45	GW50 32x32
119BW-20-20	GW53 20x20			BW12-16PA45	GW50 12x16	BW32-32PA90	GW53 32x32
119BW-24-24	GW53 24x24			BW12-16PA60	GW51 12x16		
119BW-32-32	GW53 32x32			BW12-16PA67	GW52 12x16		
119BW-8-8	GW53 8x8			BW12-16PA90	GW53 12x16		
126BW-12-12	GW49 12x12			BW12-16PA100	GW55 12x16		
126BW-16-16	GW49 16x16			BW12-16PH	GW60 12x16		
126BW-20-20	GW49 20x20			BW12-16PH45	GW61 12x16		
127BW-12-12	GW51 12x12			BW12-16PH90	GW62 12x16		
127BW-16-16	GW51 16x16			BW16-12FJ	GW09 16x12		
127BW-20-16	GW51 16x20			BW16-16FJ	GW09 16x16		
127BW-20-20	GW51 20x20			BW16-16FJ45T	GW25 16x16		
137BW-10-8	GW25 8x10			BW16-16FJ90T	GW26 16x16		
137BW-12-12	GW25 12x12			BW16-16MJ	GW08 16x16		
137BW-16-16	GW25 16x16			BW16-16MP	GW01 16x16		
137BW-8-8	GW25 8x8			BW16-16OF45T	GW31 16x16		
139BW-10-8	GW26 8x10						
139BW-12-12	GW26 12x12						
139BW-16-16	GW26 16x16						

For thread identification and hose I.D. only. Dimensions of the couplings may vary from manufacturer to manufacturer. Check hose cut off factor and tube drop carefully!

Cross Reference Chart: R5 Series and T Series & Weatherhead

Cross Reference		Cross Reference		Cross Reference	
Weatherhead 069 Series	CSI R5 Series	Weatherhead E Series	CSI T Series	Weatherhead E Series	CSI T Series
06904E-102	R501 4X2	03E-102	T01 3X2		
06904E-104	R501 4X4	03E-104	T01 3X4	06E-A66	T33 6X6
06904E-504	R508 4X4	03E-604	T09 3X4	06E-B06	T18 6X6
06904E-604	R509 4X4	04E-102	T01 4X2	06E-B46	T19 6X6
06904E-664	R526 4X4	04E-104	T01 4X4	06E-B66	T20 6X6
06904E-684	R525 4X4	04E-106	T01 4X6	06E-J06	T04 6X6
06904E-B04	R518 4X4	04E-354	T10 4X4	06E-L66	T31 6X6
06904E-E04	R520 4X4	04E-504	T08 4X4	06E-S66	T30 6X6
06905E-104	R501 5X4	04E-506	T08 4X6	06E-S68	T30 6X8
06905E-505	R508 5X5	04E-604	T09 4X4	08E-106	T01 8X6
06905E-605	R509 5X5	04E-605	T09 4X5	08E-108	T01 8X8
06905E-665	R526 5X5	04E-606	T09 4X6	08E-358	T10 8X8
06905E-685	R525 5X5	04E-644	T27 4X4	08E-508	T08 8X8
06905E-B05	R518 5X5	04E-664	T26 4X4	08E-510	T08 8X10
06905E-E05	R520 5X5	04E-665	T26 4X5	08E-608	T09 8X8
06906E-104	R501 6X4	04E-684	T25 4X4	08E-610	T09 8X10
06906E-106	R501 6X6	04E-A24	T32 4X4	08E-648	T27 8X8
06906E-406	R507 6X6	04E-A26	T32 4X6	08E-668	T26 8X8
06906E-466	R523 6X6	04E-A64	T33 4X4	08E-670	T26 8X10
06906E-506	R508 6X6	04E-B04	T18 4X4	08E-688	T25 8X8
06906E-606	R509 6X6	04E-B05	T18 4X5	08E-690	T25 8X10
06906E-608	R509 6X8	04E-B44	T19 4X4	08E-A28	T32 8X8
06906E-666	R526 6X6	04E-B64	T20 4X4	08E-A68	T33 8X8
06906E-686	R525 6X6	04E-J04	T04 4X4	08E-J08	T04 8X8
06906E-B06	R18 6X6	04E-L64	T31 4X4	08E-L68	T31 8X8
06906E-E06	R520 6X6	04E-S64	T30 4X4	08E-S68	T30 8X8
06908E-106	R501 8X6	04E-S66	T30 4X6	08E-S70	T30 8X10
06908E-108	R501 8X8	05E-104	T01 5X4	12E-112	T01 12X12
06908E-508	R508 8X8	05E-106	T01 5X6	12E-512	T08 12X12
06908E-608	R509 8X8	05E-406	T07 5X6	12E-612	T09 12X12
06908E-668	R526 8X8	05E-505	T08 5X5	12E-652	T27 12X12
06908E-688	R525 8X8	05E-605	T09 5X5	12E-672	T26 12X12
06908E-B08	R518 8X8	05E-606	T09 5X6	12E-692	T25 12X12
06908E-E08	R520 8X8	05E-666	T26 5X6	12E-A32	T32 12X12
06910E-108	R501 10X8	05E-686	T25 5X6	12E-L72	T31 12X12
06910E-510	R508 10X10	05E-A26	T32 5X6	12E-S72	T30 12X12
06910E-608	R509 10X8	05E-B05	T18 5X5	16E-116	T01 16X16
06910E-610	R509 10X10	05E-J04	T04 5X4	16E-516	T08 16X16
06910E-670	R526 10X10	05E-L66	T31 5X6	16E-616	T09 16X16
06910E-690	R525 10X10	05E-S66	T30 5X6	16E-656	T27 16X16
06912E-112	R501 12X12	06E-104	T01 6X4	16E-676	T26 16X16
06912E-412	R507 12X12	06E-106	T01 6X6	16E-696	T25 16X16
06912E-512	R508 12X12	06E-108	T01 6X8	16E-A36	T32 16X16
06912E-612	R509 12X12	06E-356	T10 6X6	16E-L76	T31 16X16
06912E-672	R526 12X12	06E-406	T07 6X6	16E-S76	T30 16X16
06912E-692	R525 12X12	06E-466	T23 6X6		
06916E-116	R501 16X16	06E-506	T08 6X6		
06916E-516	R508 16X16	06E-508	T08 6X8		
06916E-616	R509 16X16	06E-606	T09 6X6		
06920E-120	R501 20X20	06E-608	T09 6X8		
06920E-620	R509 20X20	06E-646	T27 6X6		
06924E-124	R501 24X24	06E-666	T26 6X6		
06924E-624	R509 24X24	06E-668	T26 6X8		
06932E-132	R501 32X32	06E-686	T25 6X6		
06932E-632	R509 32X32	06E-A26	T32 6X6		
		06E-A28	T32 6X8		

A Bulk Hose
 B Vari-Crimp
 C Grip Crimp
 D Thermoplastic
 E Refrigerant
 F Reusables, Pushon, Acces.
 G Adapters
 H Fabrication Equipment
 J Cross Reference
 K Thread Identification

Cross Reference Chart: Grip-Crimp & Parker Couplings

Parker	Grip Crimp	Parker	Grip Crimp	Parker	Grip Crimp	Parker	Grip Crimp	Parker	Grip Crimp
10143-12-10	GC01-10X12	10643-20-16	GC09-16x20	11L43-8-6	GC14-6X8	1B243-10-10	GC46-10X10	1J543-16-16	GC34-16x16
10143-12-12	GC01-12X12	10643-20-20	GC09-20X20	11L43-8-8	GC14-8X8	1B243-12-12	GC46-12X12	1J543-20-20	GC34-20x20
10143-12-16	GC01-16X12	10643-24-24	GC09-24X24	12843-3-4	GC18-4x3	1B243-16-16	GC46-16X16	1J543-4-4	GC34-4x4
10143-12-8	GC01-8X12	10643-32-32	GC09-32X32	12843-4-4	GC18-4X4	1B243-4-4	GC46-4X4	1J543-6-6	GC34-6x6
10143-16-12	GC01-12X16	10643-4-4	GC09-4X4	12843-4-6	GC18-6x4	1B243-6-6	GC46-6X6	1J543-8-6	GC34-6x8
10143-16-16	GC01-16X16	10643-4-6	GC09-6X4	12843-5-4	GC18-4X5	1B243-8-8	GC46-8X8	1J543-8-8	GC34-8x8
10143-20-20	GC01-20X20	10643-5-4	GC09-4X5	12843-5-6	GC18-6X5	1C343-10-6	GC37-6X10	1J743-10-10	GC31-10X10
10143-24-24	GC01-24X24	10643-6-4	GC09-4X6	12843-6-6	GC18-6X6	1C343-12-6	GC37-6X12	1J743-10-12	GC31-12x10
10143-32-32	GC01-32X32	10643-6-6	GC09-6X6	12843-7-6	GC18-6x7	1C343-15-8	GC37-8X15	1J743-10-8	GC31-8X10
10143-2-4	GC01-4X2	10643-6-8	GC09-8X6	12843-8-8	GC18-8X8	1C343-18-10	GC37-10X18	1J743-12-10	GC31-10X12
10143-4-4	GC01-4X4	10643-8-10	GC09-10X8	13743-10-10	GC25-10X10	1C343-22-12	GC37-12X22	1J743-12-12	GC31-12X12
10143-4-6	GC01-6X4	10643-8-6	GC09-6X8	13743-10-8	GC25-8X10	1C343-28-16	GC37-16X28	1J743-16-12	GC31-12X16
10143-4-8	GC01-8x4	10643-8-8	GC09-8X8	13743-12-10	GC25-10X12	1C343-6-4	GC37-4X6	1J743-16-16	GC31-16X16
10143-6-4	GC01-4X6	10743-12-12	GC05-12X12	13743-12-12	GC25-12X12	1C343-8-4	GC37-4X8	1J743-20-20	GC31-20x20
10143-6-6	GC01-6X6	10743-16-16	GC05-16X16	13743-16-12	GC25-12X16	1C443-10-4	GC41-4X10	1J743-4-4	GC31-4X4
10143-6-8	GC01-8X6	10743-20-20	GC05-20X20	13743-16-16	GC25-16X16	1C443-10-6	GC41-6X10	1J743-6-4	GC31-4X6
10143-8-10	GC01-10X8	10743-4-4	GC05-4X4	13743-20-20	GC25-20X20	1C443-12-6	GC41-6X12	1J743-6-6	GC31-6X6
10143-8-12	GC01-12X8	10743-6-6	GC05-6X6	13743-4-4	GC25-4X4	1C443-15-8	GC41-8X15	1J743-6-8	GC31-8x6
10143-8-4	GC01-4X8	10743-8-6	GC05-6X8	13743-5-4	GC25-4X5	1C443-18-10	GC41-10X18	1J743-8-6	GC31-6X8
10143-8-6	GC01-6X8	10743-8-8	GC05-8X8	13743-8-8	GC25-8X8	1C443-22-12	GC41-12X22	1J743-8-8	GC31-8X8
10143-8-8	GC01-8X8	10843-12-12	GC07-12X12	13743-6-4	GC25-4X6	1C443-8-4	GC41-4X8	1J943-10-10	GC32-10X10
10243-8-6	GC02-6X8	10843-6-4	GC07-4X6	13743-6-6	GC25-6X6	1C543-10-6	GC44-6X10	1J943-10-12	GC32-12x10
10243-12-12	GC02-12X12	10843-6-6	GC07-6X6	13743-8-6	GC25-6X8	1C543-12-6	GC44-6X12	1J943-10-8	GC32-8X10
10243-2-4	GC02-4X2	10G43-10-8	GC12-8X10	13743-8-8	GC25-8X8	1C543-15-8	GC44-8X15	1J943-12-10	GC32-10X12
10243-4-4	GC02-4X4	10G43-12-12	GC12-12X12	13943-10-8	GC26-8X10	1C543-18-10	GC44-10X18	1J943-12-12	GC32-12X12
10243-4-6	GC02-6X4	10G43-6-6	GC12-6X6	13943-10-10	GC26-10X10	1C543-8-4	GC44-4X8	1J943-16-12	GC32-12X16
10243-6-6	GC02-6X6	10G43-8-6	GC12-6X8	13943-10-12	GC26-12x10	1C943-10-4	GC38-4X10	1J943-16-16	GC32-16X16
10243-8-8	GC02-8X8	10G43-8-8	GC12-8X8	13943-12-10	GC26-10X12	1C943-10-6	GC38-6X10	1J943-20-20	GC32-20x20
10343-10-10	GC08-10X10	10L43-10-8	GC15-8X10	13943-12-12	GC26-12X12	1C943-12-6	GC38-6X12	1J943-4-4	GC32-4X4
10343-10-12	GC08-12X10	10L43-12-12	GC15-12X12	13943-16-12	GC26-12X16	1C943-14-6	GC38-6X14	1J943-4-6	GC32-6x4
10343-10-6	GC08-6X10	10L43-6-6	GC15-6X6	13943-16-16	GC26-16X16	1C943-16-8	GC38-8X16	1J943-6-4	GC32-4X6
10343-10-8	GC08-8X10	10L43-8-6	GC15-6X8	13943-20-20	GC26-20x20	1C943-20-10	GC38-10X20	1J943-6-6	GC32-6X6
10343-12-10	GC08-10X12	10L43-8-8	GC15-8X8	13943-4-4	GC26-4X4	1C943-20-12	GC38-12X20	1J943-6-8	GC32-8x6
10343-12-12	GC08-12X12	11143-10-8	GC28-8X10	13943-4-6	GC26-6x4	1C943-25-12	GC38-12X25	1J943-8-6	GC32-6X8
10343-12-8	GC08-8X12	11143-12-12	GC28-12X12	13943-5-4	GC26-4X5	1C943-30-16	GC38-16X30	1J943-8-8	GC32-8X8
10343-14-12	GC08-12X14	11143-16-16	GC28-16X16	13943-5-6	GC26-6X5	1C943-8-4	GC38-4X8	1J543-10-10	GC30-10X10
10343-14-16	GC08-16x14	11143-4-4	GC28-4X4	13943-6-4	GC26-4X6	1D043-10-6	GC66-6x10	1J543-10-12	GC30-12X10
10343-16-12	GC08-12X16	11143-5-4	GC28-4X5	13943-6-6	GC26-6X6	1D043-12-6	GC66-6x12	1J543-10-8	GC30-8X10
10343-16-16	GC08-16X16	11143-5-6	GC28-6X5	13943-8-6	GC26-6X8	1D043-15-8	GC66-8x15	1J543-12-8	GC30-12X8
10343-20-20	GC08-20X20	11143-6-6	GC28-6X6	13943-8-8	GC26-8X8	1D043-18-10	GC66-10X18	1J543-12-10	GC30-10X12
10343-24-24	GC08-24X24	11143-8-8	GC28-8X8	14143-10-10	GC27-10X10	1D043-22-12	GC66-12x22	1J543-12-12	GC30-12X12
10343-4-4	GC08-4X4	11343-12-12	GC04-12X12	14143-10-8	GC27-10X8	1D043-8-4	GC66-4x8	1J543-16-12	GC30-12x16
10343-5-4	GC08-4X5	11343-16-16	GC04-16X16	14143-12-12	GC27-12X12	1D243-10-4	GC67-4x10	1J543-16-16	GC30-16X16
10343-6-4	GC08-4X6	11343-2-4	GC04-4X2	14143-16-16	GC27-16X16	1D243-12-6	GC67-6x12	1J543-20-20	GC30-20x20
10343-6-6	GC08-6X6	11343-4-4	GC04-4X4	14143-4-4	GC27-4X4	1D243-14-6	GC67-6X14	1J543-4-4	GC30-4X4
10343-8-10	GC08-10X8	11343-4-6	GC04-6X4	14143-5-4	GC27-4X5	1D243-16-8	GC67-8x16	1J543-4-6	GC30-6x4
10343-8-6	GC08-6X8	11343-6-4	GC04-4X6	14143-6-4	GC27-4x6	1D243-20-10	GC67-10X20	1J543-6-4	GC30-4X6
10343-8-8	GC08-8X8	11343-6-6	GC04-6X6	14143-6-6	GC27-6X6	1D243-8-4	GC67-4x8	1J543-6-6	GC30-6X6
10443-12-12	GC06-12x12	11343-6-8	GC04-8X6	14143-8-6	GC27-6X8	1D943-12-12	GC36-12X12	1J543-6-8	GC30-8x6
10443-6-6	GC06-6X6	11343-8-6	GC04-6X8	14143-8-8	GC27-8X8	1D943-4-4	GC36-4X4	1J543-8-4	GC30-4x8
10543-10-10	GC11-10x10	11343-8-8	GC04-8X8	16743-4-4	GC19-4X4	1D943-6-6	GC36-6X6	1J543-8-6	GC30-6X8
10543-10-6	GC11-6x10	11543-12-8	GC47-8x12	16743-4-6	GC19-4X6	1D943-8-8	GC36-8X8	1J543-8-8	GC30-8X8
10543-10-8	GC11-8X10	11543-12-12	GC47-12X12	16743-5-4	GC19-4X5	1FU43-12-12	GC40-12X12	1L943-12-12	GC24-12X12
10543-10-12	GC11-12x10	11543-16-12	GC47-12X16	16743-5-6	GC19-6X5	1FU43-16-16	GC40-16x16	1L943-16-16	GC24-16X16
10543-12-12	GC11-12X12	11543-16-16	GC47-16X16	16743-6-6	GC19-6X6	1FU43-4-4	GC40-4X4	1L943-4-4	GC24-4X4
10543-12-8	GC11-8x12	11543-20-16	GC47-16X20	16743-7-6	GC19-6x7	1FU43-6-6	GC40-6X6	1L943-6-6	GC24-6X6
10543-12-10	GC11-10X12	11543-20-20	GC47-20X20	16743-8-8	GC19-8X8	1FU43-8-8	GC40-8X8	1L943-8-8	GC24-8X8
10543-16-16	GC11-16X16	11543-8-8	GC47-8X8	16943-3-4	GC20-4x3	1GJ43-4-4	GC03-4X4	1MU43-4-4	GC39-4X4
10543-4-4	GC11-4X4	11743-12-8	GC50-8x12	16943-4-4	GC20-4X4	1GJ43-4-6	GC03-6X8	1MU43-6-6	GC39-6X18
10543-5-4	GC11-4X5	11743-12-12	GC50-12x12	16943-4-6	GC20-6x4	1J043-10-10	GC29-10X10	1MU43-8-8	GC39-8X22
10543-6-4	GC11-4X6	11743-16-12	GC50-12x16	16943-5-4	GC20-4X5	1J043-10-8	GC29-8X10	1S243-4-4	GC16-4x4
10543-6-6	GC11-6X6	11743-16-16	GC50-16x16	16943-5-6	GC20-6X5	1J043-12-8	GC29-8x12	1S243-12-12	GC16-12x12
10543-8-10	GC11-10x8	11743-20-16	GC50-16x20	16943-6-6	GC20-6X6	1J043-12-12	GC29-12X12	1UT43-12-12	GC35-12X12
10543-8-6	GC11-6X8	11743-20-20	GC50-20X20	16943-7-6	GC20-6x7	1J043-16-16	GC29-16x16	1UT43-4-4	GC35-4X4
10543-8-8	GC11-8X8	11743-8-8	GC50-8x8	16943-8-8	GC20-8X8	1J043-4-4	GC29-4X4	1UT43-6-6	GC35-6X6
10643-10-10	GC09-10X10	11943-12-8	GC53-8x12	17943-6-6	GC23-6X6	1J043-6-6	GC29-6X6	1UT43-8-8	GC35-8X8
10643-10-12	GC09-12X10	11943-12-12	GC53-12x12	19243-10-10	GC10-10X10	1J043-8-6	GC29-6X8	1XU43-10-10	GC39-10X24
10643-10-6	GC09-6X10	11943-16-12	GC53-12x16	19243-12-12	GC10-12X12	1J043-8-8	GC29-8X8	1XU43-12-12	GC39-12X30
10643-10-8	GC09-8X10	11943-16-16	GC53-16x16	19243-16-16	GC10-16X16	1J143-10-10	GC33-10X10	1XU43-16-16	GC39-16X33
10643-12-10	GC09-10X12	11943-20-16	GC53-16x20	19243-20-20	GC10-20X20	1J143-10-8	GC33-8X10	1XU43-20-20	GC39-20X36
10643-12-12	GC09-12X12	11943-20-20	GC53-20X20	19243-4-4	GC10-4X4	1J143-12-12	GC33-12X12		
10643-12-16	GC09-16X12	11943-8-8	GC53-8x8	19243-6-6	GC10-6X6	1J143-16-16	GC33-16X16		
10643-12-6	GC09-6x12	11C43-12-6	GC45-6X12	19243-8-6	GC10-6x8	1J143-4-4	GC33-4X4		
10643-12-8	GC09-8X12	11C43-14-6	GC45-6X14	19243-8-8	GC10-8X8	1J143-6-4	GC33-4X6		
10643-14-12	GC09-12X14	11C43-16-8	GC45-8X16	1B143-12-12	GC43-12X12	1J143-6-6	GC33-6X6		
10643-16-8	GC09-8x16	11L43-12-12	GC14-12X12	1B143-4-4	GC43-4X4	1J143-8-6	GC33-6X8		
10643-16-12	GC09-12X16	11L43-4-4	GC14-4X4	1B143-6-6	GC43-6X6	1J143-8-8	GC33-8X8		
10643-16-16	GC09-16X16	11L43-6-6	GC14-6X6	1B143-8-8	GC43-8X8	1J543-12-12	GC34-12x12		

This cross reference is for thread identification and hose inside diameter only. Exact dimensions of the couplings may vary from manufacturer to manufacturer. Please check hose cut off factor, tube length, and tube drop carefully!

Cross Reference Chart: Grip-Crimp & Gates Couplings

Gates	GripCrimp	Gates	GripCrimp	Gates	GripCrimp	Gates	Grip Crimp
10G-10FBSPORX	GC10-10X10*	16G-16FFORX90L	GC33-16X16	4G-6FFORX90L	GC33-4X6	6G-8FFORX	GC30-6X8
10G-10FBSPORX90	GC46-10X10*	16G-16FFORX90M	GC34-16x16	4G-6FFORX90S	GC32-4X6	6G-8FFORX45	GC31-6X8
10G-10FFORX	GC30-10X10	16G-16FFORX90S	GC32-16X16	4G-6FJX	GC09-4X6	6G-8FFORX90L	GC33-6X8
10G-10FFORX45	GC31-10X10	16G-16FJISX	GC40-16x16	4G-6FJX90M	GC26-4X6	6G-8FFORX90M	GC34-6x8
10G-10FFORX90L	GC33-10X10	16G-16FJX	GC09-16X16	4G-6FFX	GC05-4X6	6G-8FFORX90S	GC32-6X8
10G-10FFORX90S	GC32-10X10	16G-16FJX45	GC25-16X16	4G-6FSX	GC07-4X6	6G-8FJX	GC09-6X8
10G-10FJX	GC09-10X10	16G-16FJX90L	GC27-16X16	4G-6MB	GC11-4X6	6G-8FJX45	GC25-6X8
10G-10FJX45	GC25-10X10	16G-16FJX90M	GC26-16X16	4G-6MJ	GC08-4X6	6G-8FJX90M	GC26-6X8
10G-10FJX90S	GC26-10X10	16G-16FKX	GC39-16X33	4G-6MP	GC01-4X6	6G-8FF	GC02-6X8
10G-10FKX	GC39-10X24	16G-16FL	GC47-16X16	4G-6MPX	GC04-4X6	6G-8MB	GC11-6X8
10G-10MB	GC11-10x10	16G-16FL45	GC50-16X16	4G-8FDHORX	GC38-4X8	6G-8MBX	GC12-6X8
10G-10MFFOR	GC29-10X10	16G-16FL90	GC53-16X16	4G-8FDLORX	GC37-4X8*	6G-8MBX90	GC15-6X8
10G-10MJ	GC08-10X10	16G-16FPX	GC05-16x16	4G-8FDLORX45	GC41-4X8*	6G-8MFFOR	GC29-6X8
10G-12FFORX	GC30-10X12	16G-16MB	GC11-16X16	4G-8FDLORX90	GC44-4X8*	6G-8MJ	GC08-6X8
10G-12FFORX45	GC31-10X12	16G-16MBSPT	GC35-16X16	4G-8MDH	GC67-4x8	6G-8MP	GC01-6X8
10G-12FFORX90S	GC32-10X12	16G-16MFA	GC28-16X16	4G-8MDL	GC66-4x8	6G-8MPX	GC04-6X8
10G-12FJX	GC09-10X12	16G-16MFFOR	GC29-16x16	4G-8MP	GC01-4X8	6G-8MPX90	GC14-6X8
10G-12FJX45	GC25-10X12	16G-16MJ	GC08-16X16	6G-10FDLORX	GC37-6X10*	8G-10FFORX	GC30-8X10
10G-12FJX90S	GC26-10X12	16G-16MP	GC01-16X16	6G-10FDLORX45	GC41-6X10*	8G-10FFORX45	GC31-8X10
10G-12MJ	GC08-10X12	16G-16MPX	GC04-16X16	6G-10FDLORX90	GC44-6X10*	8G-10FFORX90L	GC33-8X10
10G-12MP	GC01-10X12	16G-20FJX	GC09-16x20	6G-10FJX	GC09-6X10	8G-10FFORX90S	GC32-8X10
10G-18FDLORX	GC37-10X18	16G-20FL	GC47-16X20	6G-10MB	GC11-6x10	8G-10FJX	GC09-8X10
10G-20FDHORX	GC38-10X20	16G-20FL45	GC50-16x20	6G-10MDL	GC66-6x10	8G-10FJX45	GC25-8X10
10G-8FJX	GC09-10x8	16G-20FL90	GC53-16x20	6G-10MJ	GC08-6X10	8G-10FJX90L	GC27-8X10
10G-8MB	GC11-10x8	16G-28FDLORX	GC37-16X28	6G-12FDHORX	GC38-6X12	8G-10FJX90M	GC26-8X10
10G-8MJ	GC08-10x8	16G-30FDHORX	GC38-16X30	6G-12FDLORX	GC37-6X12*	8G-10MB	GC11-8X10
10G-8MP	GC01-10x8	20G-20FBSPORX	GC10-20X20*	6G-12FDLORX90	GC44-6X12*	8G-10MBX	GC12-8X10
12G-10FFORX	GC30-12X10	20G-20FFORX	GC30-20x20	6G-12FJX	GC09-6X12	8G-10MBX90	GC15-8X10
12G-10FFORX45	GC31-12x10	20G-20FFORX45	GC31-20x20	6G-12MDH	GC67-6x12	8G-10MFA	GC28-8X10
12G-10FFORX90S	GC32-12x10	20G-20FFORX90S	GC32-20x20	6G-12MDL	GC66-6x12	8G-10MFFOR	GC29-8X10
12G-10FJX	GC09-12X10	20G-20FJX	GC09-20X20	6G-14FDHORX	GC38-6X14	8G-10MJ	GC08-8X10
12G-10FJX90M	GC26-12x10	20G-20FJX90M	GC26-20x20	6G-14FDHORX90	GC45-6X14	8G-12FFORX	GC30-8X12
12G-10MB	GC11-12X10	20G-20FL45	GC50-20X20	6G-4FFORX90S	GC32-6x4	8G-12FL	GC47-8x12
12G-12FBSPORX	GC10-12X12*	20G-20FL90	GC53-20X20	6G-4FJX	GC09-6X4	8G-12FL45M	GC50-8x12
12G-12FBSPORX45	GC43-12X12*	20G-20MJ	GC08-20X20	6G-4FP	GC02-6X4	8G-12FL90M	GC53-8x12
12G-12FBSPORX90	GC46-12X12*	20G-20MP	GC01-20X20	6G-4MIX45	GC19-6x4	8G-12FJX	GC09-8X12
12G-12FFORX	GC30-12X12	4G-10FDHORX	GC38-4X10	6G-4MIX90	GC20-6x4	8G-12MB	GC11-8x12
12G-12FFORX45	GC31-12X12	4G-10FDLORX	GC37-4X10*	6G-4MP	GC01-6X4	8G-12MJ	GC08-8X12
12G-12FFORX90L	GC33-12X12	4G-10FDLORX90	GC44-4X10*	6G-4MPX	GC04-6X4	8G-12MFFOR	GC29-8X12
12G-12FFORX90M	GC34-12x12	4G-10MDH	GC67-4x10	6G-5MFA	GC28-6X5	8G-12MP	GC01-8X12
12G-12FFORX90S	GC32-12X12	4G-2FP	GC02-4X2	6G-5MFA	GC18-6X5	8G-15FDLORX	GC37-8X15
12G-12FJISX	GC40-12X12	4G-2MP	GC01-4X2	6G-5MIX45	GC19-6X5	8G-15FDLORX45	GC41-8X15*
12G-12FJX	GC09-12X12	4G-4FBSPORX	GC10-4X4*	6G-5MIX90	GC20-6X5	8G-15FDLORX90	GC44-8X15*
12G-12FJX45	GC25-12X12	4G-4FBSPORX45	GC43-4X4*	6G-6FBSPORX	GC10-6X6*	8G-15MDL	GC66-8x15
12G-12FJX90L	GC27-12X12	4G-4FBSPORX90	GC46-4X4*	6G-6FBSPORX45	GC43-6X6*	8G-16FDHORX	GC38-8X16
12G-12FJX90M	GC26-12X12	4G-4FFORX	GC30-4X4	6G-6FBSPORX90	GC46-6X6*	8G-16FDHORX90	GC45-8X16
12G-12FKX	GC39-12X30	4G-4FFORX45	GC31-4X4	6G-6FFORX	GC30-6X6	8G-16FJX	GC09-8X16
12G-12FL	GC47-12X12	4G-4FFORX90L	GC33-4X4	6G-6FFORX45	GC31-6X6	8G-16MDH	GC67-8x16
12G-12FL45	GC50-12X12	4G-4FFORX90M	GC34-4x4	6G-6FFORX90L	GC33-6X6	8G-4MP	GC01-8X4
12G-12FL90	GC53-12X12	4G-4FFORX90S	GC32-4X4	6G-6FFORX90M	GC34-6x6	8G-6FFORX	GC30-8x6
12G-12FP	GC02-12X12	4G-4FJISX	GC40-4X4	6G-6FFORX90S	GC32-6X6	8G-6FFORX90S	GC32-8x6
12G-12FPX	GC05-12x12	4G-4FJX	GC09-4X4	6G-6FJISX	GC40-6X6	8G-6FJX	GC09-8X6
12G-12FSX	GC07-12X12	4G-4FJX45	GC25-4X4	6G-6FJX	GC09-6X6	8G-6MP	GC01-8X6
12G-12MB	GC11-12X12	4G-4FJX90L	GC27-4X4	6G-6FJX45	GC25-6X6	8G-6MPX	GC04-8X6
12G-12MBSPP	GC36-12X12	4G-4FJX90M	GC26-4X4	6G-6FJX90L	GC27-6X6	8G-8FBSPORX	GC10-8X8*
12G-12MBSPT	GC35-12X12	4G-4FKX	GC39-4X14	6G-6FJX90M	GC26-6X6	8G-8FBSPORX45	GC43-8X8*
12G-12MFA	GC28-12X12	4G-4FP	GC02-4X4	6G-6FKX	GC39-6X18	8G-8FBSPORX90	GC46-8X8*
12G-12MFFOR	GC29-12X12	4G-4FPX	GC05-4X4	6G-6FP	GC02-6X6	8G-8FFORX	GC30-8X8
12G-12MJ	GC08-12X12	4G-4MB	GC11-4X4	6G-6FPX	GC05-6X6	8G-8FFORX45	GC31-8X8
12G-12MP	GC01-12X12	4G-4MBSPP	GC36-4X4	6G-6FSX	GC07-6X6	8G-8FFORX90L	GC33-8X8
12G-12MPX	GC04-12X12	4G-4MBSPT	GC35-4X4	6G-6FSX45	GC22-6X6	8G-8FFORX90M	GC34-8x8
12G-12MS	GC06-12x12	4G-4MFA	GC28-4X4	6G-6FSX90	GC23-6X6	8G-8FFORX90S	GC32-8X8
12G-14FJX	GC09-12X14	4G-4MFFOR	GC29-4X4	6G-6MB	GC11-6X6	8G-8FJISX	GC40-8X8
12G-14MJ	GC08-12X14	4G-4MIX	GC18-4X4	6G-6MBSPP	GC36-6X6	8G-8FJX	GC25-8X8
12G-16FFORX	GC30-12x16	4G-4MIX90	GC20-4X4	6G-6MBSPT	GC35-6X6	8G-8FJX90L	GC27-8X8
12G-16FJX	GC09-12X16	4G-4MJ	GC08-4X4	6G-6MBX	GC12-6X6	8G-8FJX90M	GC26-8X8
12G-16FL	GC47-12X16	4G-4MP	GC01-4X4	6G-6MBX90	GC15-6X6	8G-8FKX	GC39-8X22
12G-16FL45	GC50-12x16	4G-4MPX	GC04-4X4	6G-6MFA	GC28-6X6	8G-8FL	GC47-8X8
12G-16FL90	GC53-12X16	4G-5FJX	GC09-4X5	6G-6MFFOR	GC29-6X6	8G-8FL90	GC53-8X8
12G-16MJ	GC08-12X16	4G-5FJX45	GC25-4X5	6G-6MIX	GC18-6X6	8G-8FP	GC02-8X8
12G-16MP	GC01-12X16	4G-5FJX90M	GC26-4X5	6G-6MIX45	GC19-6X6	8G-8FPX	GC05-8X8
12G-22FDLORX	GC37-12X22*	4G-5MB	GC11-4X5	6G-6MIX90	GC20-6X6	8G-8MB	GC11-8X8
12G-22MDL	GC66-12x22	4G-5MFA	GC28-4X5	6G-6MJ	GC08-6X6	8G-8MBSPP	GC36-8X8
12G-25FDHORX	GC38-12X25	4G-5MIX	GC18-4X5	6G-6MP	GC01-6X6	8G-8MBSPT	GC35-8X8
12G-8MP	GC01-12X8	4G-5MIX90	GC20-4X5	6G-6MPX	GC04-6X6	8G-8MBX	GC12-8X8
16G-12FJX	GC09-16X12	4G-5MJ	GC08-4X5	6G-6MPX90	GC14-6X6	8G-8MBX90	GC15-8X8
16G-12MP	GC01-16X12	4G-6FBSPORX	GC10-4X6*	6G-6MS	GC06-6X6	8G-8MFA	GC28-8X8
16G-14MJ	GC08-16X14	4G-6FDLORX	GC37-4X6*	6G-7MIX	GC18-6x7	8G-8MFFOR	GC29-8X8
16G-16FBSPORX	GC10-16X16*	4G-6FFORX	GC30-4X6	6G-7MIX45	GC19-6x7	8G-8MIX	GC18-8X8
16G-16FBSPORX90	GC46-16X16*	4G-6FFORX45	GC31-4X6	6G-7MIX90	GC20-6x7	8G-8MIX90	GC20-8X8
16G-16FFORX	GC30-16X16			6G-8FBSPORX	GC10-6X8*	8G-8MJ	GC08-8X8
16G-16FFORX45	GC31-16X16					8G-8MP	GC01-8X8
						8G-8MPX	GC04-8X8
						8G-8MPX90	GC14-8X8

For thread identification and hose I.D. only. Dimensions of the couplings may vary from manufacturer to manufacturer. Check hose cut off factor and tube drop carefully!

Bulk Hose

Vari-Crimp

Grip Crimp

Thermoplastic

Refrigerant

Reusable, Push-on, Access

Adapters

Fabrication Equipment

Cross Reference

Thread Identification

A

B

C

D

E

F

G

H

J

K

Cross Reference Chart: 4GC, 6GC, and XP & Parker Couplings

Parker 71	4GC Series	Parker 71	4GC Series	Parker 78	6GC Series	Parker 79	6GC Series	Parker 73	XP Series
10171-12-12	4GC01-12X12	12671-20-20	4GC49-20X20	10178-12-12	6GC01 12x12	16A79-12-12	6GC60 12X12	10173-20-20	XP01 20x20
10171-12-16	4GC01-16X12	12771-12-12	4GC51-12X12	10178-16-16	6GC01 16x16	16A79-16-12	6GC60 12X16	10173-24-24	XP01 24x24
10171-12-8	4GC01-8X12	12771-16-12	4GC51-12X16	10178-20-20	6GC01 20x20	16A79-16-16	6GC60 16X16	10173-32-32	XP01 32x32
10171-16-12	4GC01-12X16	12771-16-16	4GC51-16X16	10178-24-24	6GC01 24x24	16A79-20-16	6GC60 16X20	10673-20-20	XP09 20x20
10171-16-16	4GC01-16X16	12771-20-20	4GC51-20X20	101S6-32-32	6GC01 32x32	16A79-20-20	6GC60 20X20	10673-24-24	XP09 24x24
10171-20-20	4GC01-20X20	12U71-16-16	4GC56-16X16	10678-12-12	6GC09 12x12	16A79-24-24	6GC60 24X24	10673-32-32	XP09 32x32
10171-24-24	4GC01-24X24	13771-10-8	4GC25-8X10	10678-16-12	6GC09 12x16	16F79-12-12	6GC61 12X12	13973-20-20	XP26 20x20
10171-32-32	4GC01-32X32	13771-12-12	4GC25-12X12	10678-16-16	6GC09 16x16	16F79-16-16	6GC61 16X16	14A73-20-20	XP47 20x20
10171-8-8	4GC01-8X8	13771-16-12	4GC25-12X16	10678-20-20	6GC09 20x20	16F79-20-16	6GC61 16X20	14F73-20-20	XP50 20x20
10371-10-8	4GC08-8X10	13771-16-16	4GC25-16X16	10678-24-24	6GC09 24x24	16F79-20-20	6GC60 20X20	14N73-20-20	XP53 20x20
10371-12-12	4GC08-12X12	13771-20-20	4GC25-20X20	106S6-32-32	6GC09 32x32	16F79-24-24	6GC61 24X24	16A73-20-20	XP60 20x20
10371-14-12	4GC08-12X14	13771-24-24	4GC25-24X24	11578-12-12	6GC47 12x12	16N79-12-12	6GC62 12X12	16A73-24-24	XP60 24x24
10371-16-12	4GC08-12X16	13771-8-8	4GC25-8X8	11578-16-16	6GC47 16x16	16N79-16-12	6GC62 12X16	16A73-32-32	XP60 32x32
10371-16-16	4GC08-16X16	13971-10-8	4GC26-8X10	11778-12-12	6GC50 12x12	16N79-16-16	6GC62 16X16	16A73-20-20	XP61 20x20
10371-20-20	4GC08-20X20	13971-12-12	4GC26-12X12	11778-16-16	6GC50 16x16	16N79-20-16	6GC62 16X20	16F73-24-24	XP61 24x24
10371-8-8	4GC08-8X8	13971-16-12	4GC26-12X16	11978-12-12	6GC53 12x12	16N79-20-20	6GC62 20X20	16F73-32-32	XP61 32x32
10571-12-12	4GC11-12X12	13971-16-16	4GC26-16X16	11978-16-16	6GC53 16x16	16N79-24-24	6GC62 24X24	16N73-20-20	XP62 20x20
10571-16-16	4GC11-16X16	13971-20-20	4GC26-20X20	13978-12-12	6GC26 12x12	1JS79-12-12	6GC30 12X12	16N73-24-24	XP62 24x24
10671-10-8	4GC09-8X10	13971-24-24	4GC26-24X24	13978-16-16	6GC26 16x16	1JS79-16-16	6GC30 16X16	16N73-32-32	XP62 32x32
10671-12-12	4GC09-12X12	13971-32-32	4GC26-32X32	13978-20-20	6GC26 20x20	1JS79-20-20	6GC30 20X20	1JS73-20-20	XP30 20x20
10671-12-16	4GC09-16X12	13971-8-8	4GC26-8X8	14A78-20-20	6GC47 20x20	1J779-12-12	6GC31 12X12	1XA73-20-20	XP80 20x20
10671-12-8	4GC09-8X12	16A71-12-12	4GC60-12X12	14A78-24-24	6GC47 24x24	1J779-16-16	6GC31 16X16	1XA73-24-24	XP80 24x24
10671-14-12	4GC09-12X14	16A71-16-12	4GC60-12X16	14AS6-32-32	6GC47 32x32	1J779-20-20	6GC31 20X20	1XF73-20-20	XP81 20x20
10671-16-12	4GC09-12X16	16A71-16-16	4GC60-16X16	14F78-20-20	6GC50 20x20	1J979-12-12	6GC32 12X12	1XF73-24-24	XP81 24x24
10671-16-16	4GC09-16X16	16A71-20-16	4GC60-16X20	14F78-24-24	6GC50 24x24	1J979-16-16	6GC32 16X16	1XN73-20-20	XP82 20x20
10671-20-16	4GC09-16X20	16A71-20-20	4GC60-20X20	14FS6-32-32	6GC50 32x32	1J979-20-20	6GC32 20X20	1XN73-24-24	XP82 24x24
10671-20-20	4GC09-20X20	16F71-12-12	4GC61-12X12	14N78-20-20	6GC53 20x20	1XA79-12-12	6GC80 12X12		
10671-24-20	4GC09-20X24	16F71-16-16	4GC61-16X16	14N78-24-24	6GC53 24x24	1XA79-16-16	6GC80 16X16		
10671-24-24	4GC09-24X24	16F71-20-20	4GC61-20X20	14NS6-32-32	6GC53 32x32	1XA79-20-20	6GC80 20X20		
10671-32-32	4GC09-32X32	16N71-12-12	4GC62-12X12	16A78-12-12	6GC60 12x12	1XA79-24-24	6GC80 24X24		
10671-8-8	4GC09-8X8	16N71-16-12	4GC62-12X16	16A78-16-12	6GC60 12x16	1XF79-12-12	6GC81 12X12		
11571-12-8	4GC47-8x12	16N71-16-16	4GC62-16X16	16A78-16-16	6GC60 16x16	1XF79-16-16	6GC81 16X16		
11571-12-12	4GC47-12X12	16N71-20-16	4GC62-16X20	16A78-20-16	6GC60 16x20	1XF79-20-20	6GC81 20X20		
11571-16-12	4GC47-12X16	16N71-20-20	4GC62-20X20	16A78-20-20	6GC60 20x20	1XN79-12-12	6GC82 12X12		
11571-16-16	4GC47-16X16	18971-12-12	4GC54-12X12	16A78-24-24	6GC60 24x24	1XN79-16-16	6GC82 16X16		
11571-20-16	4GC47-16X20	18971-16-16	4GC54-16X16	16AS6-32-32	6GC60 32x32	1XN79-20-20	6GC82 20X20		
11571-20-20	4GC47-20X20	1C971-16-8	4GC38-8X16	16F78-12-12	6GC61 12x12	1XN79-24-24	6GC82 24X24		
11571-24-20	4GC47-20X24	1C971-25-12	4GC38-12X25	16F78-16-12	6GC61 12x16				
11571-24-24	4GC47-24X24	1C971-30-16	4GC38-16X30	16F78-16-16	6GC61 16x16				
11571-32-32	4GC47-32X32	1GU71-12-12	4GC10-12X12	16F78-20-16	6GC61 16x20				
11571-8-8	4GC47-8X8	1GU71-16-16	4GC10-16X16	16F78-20-20	6GC61 20x20				
11671-12-12	4GC48-12X12	1GU71-8-8	4GC10-8X8	16F78-24-24	6GC61 24x24				
11671-16-12	4GC48-12X16	1J071-12-12	4GC29-12X12	16FS6-32-32	6GC61 32x32				
11671-16-16	4GC48-16X16	1J071-16-16	4GC29-16X16	16N78-12-12	6GC62 12x12				
11671-20-16	4GC48-16X20	1J071-8-8	4GC29-8X8	16N78-16-12	6GC62 12x16				
11671-20-20	4GC48-20X20	1J171-12-12	4GC33-12X12	16N78-16-16	6GC62 16x16				
11771-12-8	4GC50-8x12	1J171-16-16	4GC33-16X16	16N78-20-16	6GC62 16x20				
11771-12-12	4GC50-12X12	1J171-8-8	4GC33-8X8	16N78-20-20	6GC62 20x20				
11771-16-12	4GC50-12X16	1J771-10-8	4GC31-8X10	16N78-24-24	6GC62 24x24				
11771-16-16	4GC50-16X16	1J771-12-12	4GC31-12X12	16NS6-32-32	6GC62 32x32				
11771-20-16	4GC50-16X20	1J771-16-12	4GC31-12X16	1JS78-12-12	6GC30 12x12				
11771-20-20	4GC50-20X20	1J771-16-16	4GC31-16X16	1JS78-16-16	6GC30 16x16				
11771-24-20	4GC50-20X24	1J771-20-20	4GC31-20X20	1JS78-20-20	6GC30 20x20				
11771-24-24	4GC50-24X24	1J771-8-8	4GC31-8X8	1J778-12-12	6GC31 12X12				
11771-32-32	4GC50-32X32	1J971-10-12	4GC32-12X10	1J778-16-16	6GC31 16X16				
11771-8-8	4GC50-8X8	1J971-10-8	4GC32-8X10	1J778-20-20	6GC31 20X20				
11871-12-12	4GC52-12X12	1J971-12-12	4GC32-12X12	1J978-12-12	6GC32 12X12				
11871-16-12	4GC52-12X16	1J971-16-12	4GC32-12X16	1J978-16-16	6GC32 16X16				
11871-16-16	4GC52-16X16	1J971-16-16	4GC32-16X16	1J978-20-20	6GC32 20X20				
11871-20-20	4GC52-20X20	1J971-20-20	4GC32-20X20	1XA78-12-12	6GC80 12x12				
11971-12-8	4GC53-8x12	1J971-8-8	4GC32-8X8	1XA78-16-16	6GC80 16x16				
11971-12-12	4GC53-12X12	1JS71-10-12	4GC30-12X10	1XA78-20-20	6GC80 20x20				
11971-16-12	4GC53-12X16	1JS71-10-8	4GC30-8X10	1XA78-24-24	6GC80 24x24				
11971-16-16	4GC53-16X16	1JS71-12-12	4GC30-12X12	1XAS6-32-32	6GC80 32x32				
11971-20-16	4GC53-16X20	1JS71-16-12	4GC30-12X16	1XF78-12-12	6GC81 12x12				
11971-20-20	4GC53-20X20	1JS71-16-16	4GC30-16X16	1XF78-16-16	6GC81 16x16				
11971-24-20	4GC53-20X24	1JS71-20-20	4GC30-20X20	1XF78-20-20	6GC81 20x20				
11971-24-24	4GC53-24X24	1JS71-8-8	4GC30-8X8	1XF78-24-24	6GC81 24x24				
11971-32-32	4GC53-32X32			1XN78-12-12	6GC82 12x12				
11971-8-8	4GC53-8X8			1XN78-16-16	6GC82 16x16				
12671-12-12	4GC49-12X12			1XN78-20-20	6GC82 20x20				
12671-16-16	4GC49-16X16			1XN78-24-24	6GC82 24x24				

This cross reference is for thread identification and hose inside diameter only. Exact dimensions of the couplings may vary from manufacturer to manufacturer. Please check hose cut off factor, tube length, and tube drop carefully!

Cross Reference Chart: Thermoplastic Couplings & Synflex, Parker, Gates

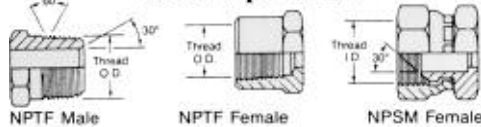
Synflex	Couplamatic Systems Inc.	Parker	Couplamatic Systems Inc.	Gates	Couplamatic Systems Inc.
3903-02102	3-02102	10155-2-2	3-02102	2PCTS-2MP	3-02102
3903-02544	3-02544	10155-2-3	3-03102	2PCTS-4FJSX	3-02544
3903-03144	3-03144	10155-2-4	3-04102	3PCTS-2MP	3-03102
3903-03244	3-03244	10155-4-3	3-03104	3PCTS-4FJSX	3-03544
3903-03102	3-03102	10155-4-4	3-04104	3PCTS-4MP	3-03104
3903-03104	3-03104	10155-4-5	3-05104	3PCTS-4MPX	3-03144
3903-03504	3-03504	10155-4-6	3-06104	4PCTS-2MP	3-04102
3903-03544	3-03544	10155-6-4	3-04106	4PCTS-4FPX	3-04244
3903-03644	3-03644	10155-6-5	3-05106		3-04505
3903-04102	3-04102	10155-6-6	3-06106	4PCTS-4FJSX	3-04544
3903-04104	3-04104	10155-6-8	3-08106		3-04605
3903-04106	3-04106	10155-8-6	3-06108	4PCTS-4FJX90S	3-04644
3903-04144	3-04144	10155-8-8	3-08108	4PCTS-4MJ	3-04504
3903-04244	3-04244	10155-12-12	3-12112	4PCTS-4MP	3-04104
3903-04404	3-04404	10155-16-16	3-16116	4PCTS-4MPX	3-04144
3903-04444	3-04444	10355-4-3	3-03504	4PCTS-5FJSX	3-04545
3903-04474	3-04474	10355-4-4	3-04504	4PCTS-5FJX90S	3-04645
3903-04504	3-04504	10355-5-4	3-04505	4PCTS-6MJ	3-04506
3903-04506	3-04506	10355-6-5	3-05506	4PCTS-6FJX	3-04546
3903-04505	3-04505	10355-6-6	3-06506	4PCTS-6MP	3-04106
3903-04544	3-04544	10355-8-6	3-06508	4PCTS-4FFORX	3-04404
3903-04545	3-04545	10355-8-8	3-08508	4PCTS-4FFORX45	3-04444
3903-04546	3-04546	10355-10-8	3-08510	4PCTS-4FFORX90S	3-04474
3903-04605	3-04605	10355-12-12	3-12512		3-04845
3903-04644	3-04644		3-06C46	5PCTS-4MP	3-05104
3903-04645	3-04645		3-06C76		3-05106
3903-04845	3-04845	10655-4-2	3-02544		3-05244
3903-05104	3-05104	10655-4-3	3-03544		3-05406
3903-05106	3-05106	10655-4-4	3-04544		3-05545
3903-05244	3-05244	10655-5-4	3-04545	5PCTS-6FJX	3-05546
		10655-5-5	3-05545	5PCTS-6MJ	3-05506
3903-05506	3-05506	10655-6-4	3-04546		3-05476
3903-05545	3-05545	10655-6-5	3-05546	6PCTS-4MP	3-06104
3903-05546	3-05546	10655-6-6	3-06546		3-06246
3903-05646	3-05646	10655-8-6	3-06548	6PCTS-6FFORX90S	3-06476
3903-06104	3-06104	10655-8-8	3-08548	6PCTS-6FFORX	3-06406
3903-06106	3-06106	10655-10-8	3-08550	6PCTS-6FFORX45	3-06446
3903-06108	3-06108	10655-12-12	3-12552	6PCTS-6FJX	3-06546
3903-06146	3-06146	10655-16-16	3-16556	6PCTS-6FJX45	3-06606
3903-06246	3-06246	10755-4-4	3-04244	6PCTS-6FJX90S	3-06646
3903-06406	3-06406	10755-4-5	3-05244		3-06846
3903-06446	3-06446	10755-6-6	3-06246	6PCTS-6FSX	3-06848
3903-06476	3-06476	10755-8-8	3-08248		3-06A06
3903-06506	3-06506	10755-8-8	3-08248		3-06C46
3903-06508	3-06508	10855-6-6	3-06A06		3-06C76
3903-06546	3-06546	11355-4-3	3-03144	6PCTS-6MJ	3-06506
3903-06548	3-06548	11355-4-4	3-04144	6PCTS-6MP	3-06106
3903-06606	3-06606	11355-6-6	3-06146	6PCTS-6MPX	3-06146
3903-06608	3-06608	11355-8-8	3-08148	6PCTS-8FJSX	3-06548
3903-06646	3-06646	11355-12-12	3-12152	6PCTS-8FJX45	3-06608
3903-06648	3-06648	13755-5-4	3-04605	6PCTS-8FJX90S	3-06648
3903-06846	3-06846	13755-6-6	3-06606	6PCTS-8MJ	3-06508
3903-06848	3-06848	13755-8-6	3-06608	6PCTS-8MP	3-06108
3903-06A06	3-06A06	13755-8-8	3-08608	8PCTS-10FJSX	3-08550
3903-06C46	3-06C46	13755-10-8	3-08610	8PCTS-8FFORX	3-08408
3903-06C76	3-06C76	14155-5-4	3-04845	8PCTS-8FFORX45	3-08448
3903-08106	3-08106	14155-6-6	3-06846	8PCTS-8FFORX90S	3-08478
3903-08108	3-08108	14155-8-6	3-06848	8PCTS-8FJSX	3-08548
3903-08148	3-08148	14155-8-8	3-08848	8PCTS-8FJX90S	3-08648
3903-08248	3-08248	14155-10-8	3-08850		3-08608
3903-08408	3-08408	14155-10-8	3-08850		3-08610
3903-08448	3-08448	1J755-4-4	3-04444		3-08650
3903-08478	3-08478	1J755-6-6	3-06446		3-08508
3903-08508	3-08508	1J755-8-8	3-08448		3-08510
3903-08510	3-08510	1J955-4-4	3-04474		3-08106
3903-08548	3-08548		3-05476		3-08108
3903-08550	3-08550	1J955-6-6	3-06476	8PCTS-8MP	3-08148
3903-08608	3-08608	1J955-8-8	3-08478	8PCTS-8MPX	3-08248
3903-08610	3-08610	1JS55-4-4	3-04404		3-08850
3903-08648	3-08648		3-05406	12PCTS-12FJX	3-12552
3903-08650	3-08650	1JS55-6-6	3-06406	12PCTS-12MJ	3-12512
3903-08848	3-08848	1JS55-8-8	3-08408	12PCTS-12MP	3-12112
3903-08850	3-08850	1L955-4-3	3-03644	12PCTS-12MPX	3-12152
3903-12112	3-12112	1L955-4-4	3-04644	16PCTS-16FJX	3-16556
3903-12152	3-12152	1L955-5-4	3-04645	16PCTS-16MP	3-16116
3903-12512	3-12512	1L955-6-6	3-06646		
3903-12552	3-12552	1L955-8-6	3-06648		
3903-16116	3-16116	1L955-8-8	3-08648		
3903-16556	3-16556	1L955-10-8	3-08650		
SEWER HOSE		SEWER HOSE		SEWER HOSE	
390H-12112	3H-12112	10158-16-16	3H-16116		
390H-16116	3H-16116				

This cross reference is for thread identification and hose inside diameter only. Exact dimensions of the couplings may vary from manufacturer to manufacturer. Please check hose cut off factor, tube length, and tube drop carefully!

A Bulk Hose
 B Vari-Crimp
 C Grip Crimp
 D Thermoplastic
 E Refrigerant
 F Reusables, Pushon, Acces.
 G Adapters
 H Fabrication Equipment
 J Cross Reference
 K Thread Identification

Thread Identification Guide

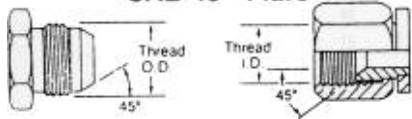
NPTF Pipe Thread



The NPTF (IPT) male will mate with the NPTF or NPSM female. The NPTF (IPT) male has tapered threads and a 30 degree inverted seat. The NPTF female has tapered threads and no seat. The seal takes place by deformation of the threads. The NPSM female has straight threads and a 30 degree inverted seat. The seal takes place on the 30 degree seat.

Nominal Size (in.)	No. Threads Per Inch	Female Thread I.D. (in.)	Male Thread O.D. (in.)
1/8	27	23/64	13/32
1/4	18	15/32	35/64
3/8	18	19/32	43/64
1/2	14	3/4	27/32
3/4	14	61/64	1-1/16
1	11-1/2	1-13/64	1-5/16
1-1/4	11-1/2	1-17/32	1-43/64
1-1/2	11-1/2	1-25/32	1-29/32
2	11-1/2	2-1/4	2-3/8

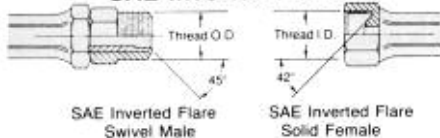
SAE 45° Flare



The SAE 45 degree flare male will mate with an SAE 45 degree flare female only. The SAE male has straight threads and a 45 degree flare seat. The SAE female has straight threads and a 45 degree flare seat. The seal is made on the 45 degree flare seat.

Nominal Size (in.)	No. Threads Per Inch	Female Thread I.D. (in.)	Male Thread O.D. (in.)
1/4	20	25/64	7/16
5/16	20	29/64	1/2
3/8	18	9/16	5/8
1/2	16	11/16	3/4

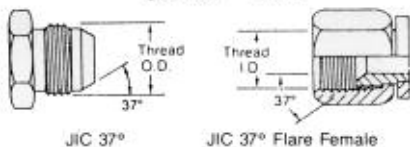
SAE Inverted Flare



The SAE 45 degree inverted flare male will mate with an 42 degree inverted flare female only. The male has straight threads and a 45 degree inverted flare. The female has straight threads and a 42 degree inverted flare. The seal is made on the 45 degree flare seat on the male and the 42 degree flare seat on the female.

Nominal Size (in.)	No. Threads Per Inch	Female Thread I.D. (in.)	Male Thread O.D. (in.)
1/4	24	25/64	7/16
5/16	20	29/64	1/2
3/8	18	37/64	5/8
1/2	18	45/64	3/4

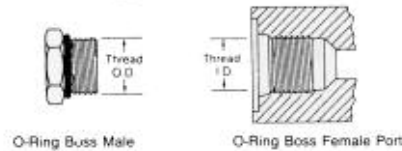
JIC 37° Flare



The JIC 37 degree flare male will mate with a JIC female only. The JIC male has straight threads and a 37 degree flare seat. The JIC female has straight threads and a 37 degree flare seat. The seal is made on the 37 degree flare seat. (Chart in next column)

Nominal Size (in.)	No. Threads Per Inch	Female Thread I.D. (in.)	Male Thread O.D. (in.)
1/4	20	25/64	7/16
5/16	20	29/64	1/2
3/8	18	1/2	9/16
1/2	16	11/16	3/4
5/8	14	13/16	7/8
3/4	12	31/32	1-1/16
7/8	12	1-7/64	1-3/16
1	12	1-15/64	1-5/16
1-1/4	12	1-35/64	1-5/8
1-1/2	12	1-51/64	1-7/8
2	12	2-27/64	2-1/2

SAE Straight Thread O-Ring Boss



The O-ring boss male will mate with an O-ring boss female only. The female is generally found on ports. The male has straight threads and an O-ring. The female has straight threads and a sealing face. The seal is made at the O-ring on the male and the sealing face on the female.

Nominal Size (in.)	No. Threads Per Inch	Female Thread I.D. (in.)	Male Thread O.D. (in.)	O-Ring	
				I.D.	Torus
1/4	20	25/64	7/16	.351	.072
3/8	18	1/2	9/16	.468	.078
1/2	16	11/16	3/4	.644	.087
5/8	14	13/16	7/8	.755	.097
3/4	12	31/32	1-1/16	.924	.116

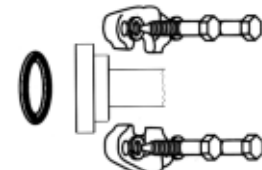
ORF SEAL



The ORF Seal system consists of a flat, finished surface on the female connector's flange and a recessed O-Ring held in a circular groove on the male. The seal is created as the flange and O-Ring make contact as the female nut screws onto the male thread. A secondary seal is made as the male connector is drawn into contact with the flange. The back-up seal also prevents extrusion of the O-Ring under extreme pressure. ORF provides a better seal in high-vibrating, high-impulse or high-torque applications.

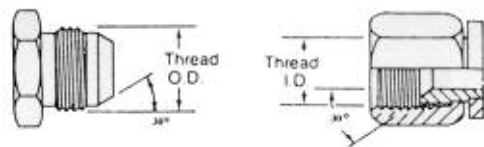
Nominal Size I.D.	No. Threads Per Inch	Female Thread I.D.	Male Thread O.D.
1/4	18	33/64	9/16
3/8	16	5/8	11/16
1/2	16	3/4	13/16
3/4	12	1-13/32	1-3/16
1	12	1-23/64	1-7/16
1-1/4	12	1-39/64	1-11/16

Split Flange Couplings



Split Flange couplings work well in high pressure or high vibration applications. A split flange clamp is bolted to a machined port sealing the split flange head and O-ring to the port. There are two typical styles: Code 61 & Code 62, with Code 62 for higher pressure applications.

Female JIS 30° Flare

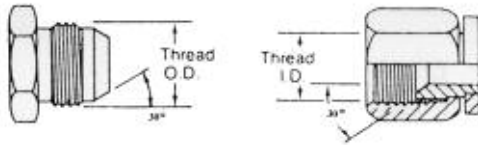


The JIS 30 Degree flare is similar to the JIC 37 Degree. The only differences are that the threads are a British straight thread (BSPP) and the sealing seat is 30 degrees. The seal is made on the 30 degree seat.

Nominal Size (in.)	Thread Size	Female Thread	Male Thread
		Thread I.D. (in.)	Thread O.D. (in.)
1/4	1/4-19	1/2	17/32
3/8	3/8-19	5/8	11/16
1/2	1/2-14	25/32	27/32
3/4	3/4-14	1	1-1/16
1	1-11	1-1/4	1-11/32

Thread Identification Guide

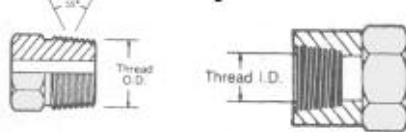
Female 30° Flare



The Female 30 Degree flare is similar to the JIC 37 Degree. The only differences are that the threads are a Metric straight thread and the sealing seat is 30 degrees. The seal is made on the 30 degree seat. This particular style of couplings is frequently referred to as a 'Komatsu' style connection.

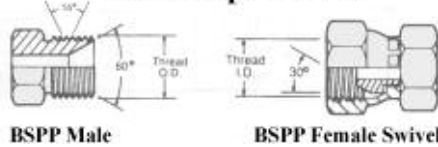
Nominal Size (mm)	Thread Size	Female Thread	Male Thread
		Thread I.D. (mm)	Thread O.D. (mm)
6	M14x1.5	12.5	14
9	M18x1.5	16.5	18
12	M22x1.5	20.5	22
16	M24x1.5	22.5	24
19	M30x1.5	28.5	30
25	M33x1.5	31.5	33

BSPT Pipe Thread




The British Standard Tapered Pipe Thread is similar to the NPTF pipe thread in that they both seal on the deformation of the threads. BSPT and NPTF are NOT interchangeable due to the fact that the thread angle differs. The BSPT thread angle is 55 degrees, and the NPTF thread angle is 60 degrees.

BSPP Pipe Thread



The British Standard Parallel Pipe Thread is similar to the NPSM pipe thread in that they both seal on the 30 degree seat of the corresponding female fitting. BSPP and NPSM are NOT interchangeable due to the fact that the thread angle differs. The BSPP thread angle is 55 degrees, and the NPSM thread angle is 60 degrees.

DIN Style Couplings



DIN style couplings seal in several different configurations. The common male has a 24 degree included angle seat. Two of the female styles are represented above. The Female DIN Light seals on globeseal, and the Female DIN Heavy seals on a 24 degree seat with an O-ring. As expected the Female DIN Heavy is for higher pressure applications.

Nominal Size Light (mm)	Nominal Size Heavy (mm)	Thread Size (Metric)	Female Thread ID (mm)	Male Thread OD (mm)
6		M12x1.5	10.6	12
8	6	M14x1.5	12.5	14
10	8	M16x1.5	14.5	16
12	10	M18x1.5	16.5	18
	12	M20x1.5	18.5	20
15	14	M22x1.5	20.5	22
	16	M24x1.5	22.5	24
18		M26x1.5	24.5	26
22	20	M30x2.0	28	30
28	25	M36x2.0	34	36
	30	M42x2.0	40	42

TORQUE VALUE CHARTS

JIC and SAE Connection Torque Values

Nut Dash Size	Pound Inches Torque	Newton Meters Torque
-4	130-150	15-17
-5	165-195	19-22
-6	235-265	27-30
-8	525-575	59-65
-10	600-700	68-79
-12	950-1050	107-119
-16	1400-1500	158-170
-20	1900-2100	215-237
-24	2250-2550	254-288
-32	3000-3400	339-384

O-Ring Face Seal (ORF) Connection Torque Values

Nut Dash Size	Pound Inches Torque	Newton Meters Torque
-4	210-230	24-26
-6	295-345	33-39
-8	555-505	51-57
-10	715-785	81-89
-12	1035-1125	117-127
-16	1350-1530	153-173
-20	1590-1770	180-200

Torque Conversions

Pound Inch = Pound Foot x 12
 Pound Foot = Pound Inch x 0.083
 Pound Inch = Newton Meter x 8.85
 Pound Foot = Newton Meter x 0.737
 Newton Meter = Pound Inch x 0.113
 Newton Meter = Pound Foot x 1.356

Metric Conversions

inches x 25.4 = millimeters (mm)
 inches x 2.54 = centimeters (cm)
 feet x .3048 = meters (m)
 yard x .9144 = meters (m)
 psi x .0689 = bar
 psi x .0069 = Megapascals (MPa)
 millimeter x .0394 = inch (in)
 centimeter x .3937 = inch (in)
 meters x 3.281 = feet (ft)
 meters x 1.0936 = yards (yd)
 bar x 14.5 = psi
 Megapascals x 145.0 = psi

Hose Standards and Specifications:

Hose Part Number	Page	SAE	DOT/FMVSS	MSHA	USCG	ISO	EN	OTHER
57MB-1	A-1	100R1AT		*				
56MB-1	A-1	100R1AT		*		ISO 1436	EN 853 Type 1SN	
57MB-2	A-2	100R2AT		*				
56MB-2	A-2	100R2AT		*				
2SN	A-3			*		ISO 1436	EN 853 Type 2SN	
R16	A-3	100R16		*		ISO 11237-1	EN 857 Type 2SC	
Ultra R16	A-4	100R16		*		ISO 11237-1	EN 857 Type 2SC	
R17R	A-4	100R17		*		ISO 11237-1		
R17	A-4	100R17		*		ISO 11237-1		
HPI	A-5	100R17		*				
HPIII	A-5	100R16		*				
DH17	A-6	100R17		*				
DH16	A-6	100R16		*		ISO 11237-1	EN 857 Type 2SC	
DHEX16	A-6	100R16		*		ISO 11237-1	EN 857 Type 2SC	
JH2	A-7					ISO 1307	EN 853 1ST	
3319A	A-7	100R3		*				
104MB	A-7	100R4		*				
58MBA	A-8	100R5	106 Type All					(3/16" - 5/8")
HTR5	A-8	100R5	106 Type All					(3/16" - 5/8")
H6H	A-9	100R6					EN 854 R6	
RD7	A-9	100R7						ANSI 92.2
RD7NC	A-9	100R7						ANSI 92.2
RD7TL	A-10	100R7						ANSI 92.2
RD7TLNC	A-10	100R7						ANSI 92.2
H7	A-11	100R7						
H7NC	A-11	100R7						
H7TL	A-12	100R7						
H7TLNC	A-12	100R7						
HS8	A-12	100R8						
HS8NC	A-13	100R8						
SP580	A-13	100R12		*			EN 856 R12	
RC12B	A-13	100R12		*		ISO 1307	EN 856 R12	
DHEXR12	A-14	100R12		*		ISO 1307	EN 856 R12	
RC13	A-14	100R13		*		ISO 1307	EN 856 R13	
DHEXR13	A-14	100R13		*		ISO 1307	EN 856 R13	
RC15	A-15	100R15		*		ISO 1307		
4SH	A-15			*		ISO 1307	EN 856 4SH	
TR14	A-16	100R14						
3284H	A-16							
F204	A-16							R12 & R134A
O25H	A-17							
O24H	A-17							
O26H	A-17							
J1402A	A-17	J1402A	106 Type All				DIN 74310	

Recommended Working Pressures (PSI) and Temperatures by hose type:

Hose Part Number	Page	SAE	-2	-3	-4	-5	-6	-8	-10	-12	-16	-20	-24	-32	Temperature Range (F)
57MB-1	A-1	100R1AT			2750		2250	2000		1250	1000				-40 to +212
56MB-1	A-1	100R1AT			3250		2600	2325		1525	1275	900	725	580	-40 to +212
57MB-2	A-2	100R2AT			5000		4000	3500	2750	2250	2000				-40 to +212
56MB-2	A-2	100R2AT			5000		4000	3500	2750	2250	2000				-40 to +212
2SN	A-3				5800		4800	4000	3625	3125	2400	1800	1300	1150	-40 to +212
R16	A-3	100R16			5800		5000	4250	3625	3125	2500				-40 to +212
Ultra R16	A-4	100R16			5800		5000	4250	3625	3125	2500				-58 to +275
R17R	A-4	100R17			3000		3000	3000							-40 to +212
R17	A-4	100R17			3000		3000	3000	3000	3000	3000				-40 to +212
HPI	A-5	100R17			3000		3000	3000		3000	3000				-40 to +212
HPIII	A-5	100R16			5000		4000	3500	2750	2250	2000				-40 to +212
DH17	A-6	100R17			3000		3000	3000	3000	3000	3000				-40 to +212
DH16	A-6	100R16			5800		5000	4250	3625	3125	2500				-40 to +212
DHEX16	A-6	100R16			5800		5000	4250	3625	3125	2500				-40 to +212
JH2	A-7				10000		10000								-40 to +212
3319A	A-7	100R3			1250		1125	1000		750	565				-40 to +212
104MB	A-7	100R4								300	250	200	150	100	-40 to +212
58MBA	A-8	100R5			3000	3000	2250	2000	1750	1500	800	625	500	350	-40 to +212
HTR5	A-8	100R5			3000	3000	2250	2000	1750	1500	800	625	500	350	-40 to +300
H6H	A-9	100R6			400		400	400							-40 to +212
RD7	A-9	100R7			2750	2500	2250								-40 to +212
RD7NC	A-9	100R7			2750	2500	2250								-40 to +212
RD7TL	A-10	100R7			2750	2500	2250								-40 to +212
RD7TLNC	A-10	100R7			2750	2500	2250								-40 to +212
H7	A-11	100R7	3000	3000	2750	2500	2250	2000		1250	1000				-40 to +212
H7NC	A-11	100R7			2750	2500	2250	2000		1250	1000				-40 to +212
H7TL	A-12	100R7			2750	2500	2250	2000							-40 to +212
H7TLNC	A-12	100R7			2750	2500	2250	2000							-40 to +212
HS8	A-12	100R8		5000	5000		4000	3500							-40 to +212
HS8NC	A-13	100R8			5000		4000	3500							-40 to +212
SP580	A-13	100R12						4000		4000	4000	3000	2500	2500	-40 to +250
RC12B	A-13	100R12						4000		4000	4000	3000	2500	2500	-40 to +250
DHEXR12	A-14	100R12						4000		4000	4000	3000	2500	2500	-40 to +250
RC13	A-14	100R13								5000	5000	5000	5000	5000	-40 to +250
DHEXR13	A-14	100R13								5000	5000	5000	5000	5000	-40 to +250
RC15	A-15	100R15								6090	6090	6090	6090		-40 to +250
4SH	A-15								6090	6090	5510	5075	4205	3625	-40 to +212
TR14	A-16	100R14		3000	3000	2500	2250	1500		1100	900				-65 to +400
3284H	A-16							300		300	300	250	250		-40 to +200
F204	A-16						500	500	500	350					-22 to +257
025H	A-17				300		300	300	300	300					-40 to +190
024H	A-17				300		300	300	300	300					-40 to +190
026H	A-17				300		300	300	300	300					-40 to +200
J1402A	A-17	J1402A					225								-40 to +200

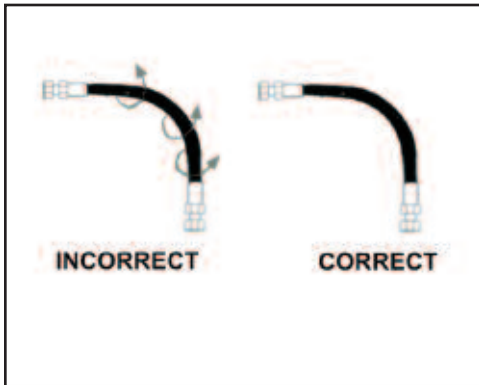
Note: Maximum working pressure of a hose assembly is the lesser of the rated pressure of the hose or the end connection.

A Bulk Hose
 B Vari-Crimp
 C Grip Crimp
 D Thermoplastic
 E Refrigerant
 F Reusables, Pushon, Aces.
 G Adapters
 H Fabrication Equipment
 J Cross Reference
 K Thread Identification

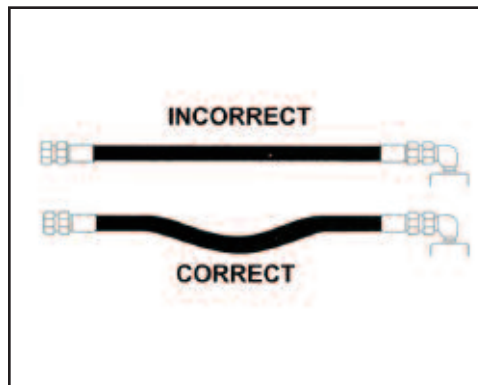
Coupling Codes and Configurations:

Series	Coupling Description	Series	Coupling Description
xx01	NPTF Solid Male	xx54	Code 61 Split Flange 90 degree tube Long Drop
xx02	NPTF Solid Female	xx55	Code 61 Split Flange 100 degree tube
xx03	Solid Female Grease Tap	xx56	Code 61 Split Flange 110 degree tube
xx04	NPTF Swivel Male	xx57	Code 61 Split Flange 135 degree tube
xx05	NPSM Swivel Female	xx60	Code 62 Split Flange Straight
xx06	SAE 45° Solid Male	xx61	Code 62 Split Flange 45 degree tube
xx07	SAE 45° Swivel Female	xx62	Code 62 Split Flange 90 degree tube
xx08	JIC 37° Solid Male	xx80	Extra Heavy Duty Flange Straight
xx09	JIC 37° Swivel Female	xx81	Extra Heavy Duty Flange 45 degree tube
xx10	BSPP Swivel Female	xx82	Extra Heavy Duty Flange 90 degree tube
xx11	ORB Solid Male	xx66	Male DIN Solid 24° Seat (Light)
xx12	ORB Swivel Male	xx67	Male DIN Solid 24° Seat (Heavy)
xx13	Hose Splicer		
xx14	90° NPTF Swivel Male		
xx15	ORB 90° Swivel Male		
xx16	NPTF Swivel Female		
xx17	JIC 37° 90° Swivel Female		
xx18	Male Straight Inverted Flare		
xx19	45° Bend Male Inverted Flare		
xx20	90° Bend Male Inverted Flare		
xx21	Standpipe Coupling		
xx22	45° Bend SAE Swivel Female		
xx23	90° Bend SAE Swivel Female		
xx24	90° JIC/SAE Dual Seat Swivel Female (Med Drop)		
xx25	45° JIC/SAE Dual Seat Swivel Female		
xx26	90° JIC/SAE Dual Seat Swivel Female		
xx27	90° JIC/SAE Dual Seat Swivel Female (Long Drop)		
xx28	Tube Repair		
xx29	ORF Solid Male		
xx30	ORF Straight Tube Swivel Female		
xx31	45° ORF Swivel Female		
xx32	90° ORF Swivel Female (Short Drop)		
xx33	90° ORF Swivel Female (Long Drop)		
xx34	90° ORF Swivel Female (Med Drop)		
xx35	BSPT Solid Male		
xx36	BSPP Solid Male		
xx37	DIN Universal Seat Female Swivel (Light)		
xx38	DIN 24 degree Seat Female Swivel (Heavy)		
xx39	Female Swivel 30 degree flare (Komatsu)		
xx40	JIS 30 degree flare Swivel Female		
xx41	DIN Universal Seat Female 45 degree Swivel (Light)		
xx42	DIN 24 degree seat Female 45 Degree Swivel (Heavy)		
xx43	BSPP Swivel Female 45 degree tube		
xx44	DIN Universal Seat Female 90 degree Swivel (Light)		
xx45	DIN 24 degree Seat Female 90 degree Swivel (Heavy)		
xx46	BSPP Swivel Female 90 degree tube		
xx47	Code 61 Split Flange Straight		
xx48	Code 61 Split Flange 22.5 degree tube		
xx49	Code 61 Split Flange 30 degree tube		
xx50	Code 61 Split Flange 45 degree tube		
xx51	Code 61 Split Flange 60 degree tube		
xx52	Code 61 Split Flange 67.5 degree tube		
xx53	Code 61 Split Flange 90 degree tube		

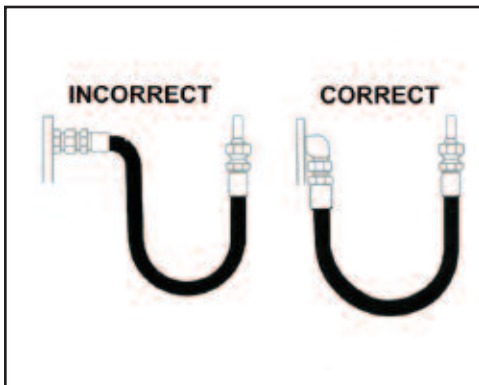
Hose Assembly Guide:



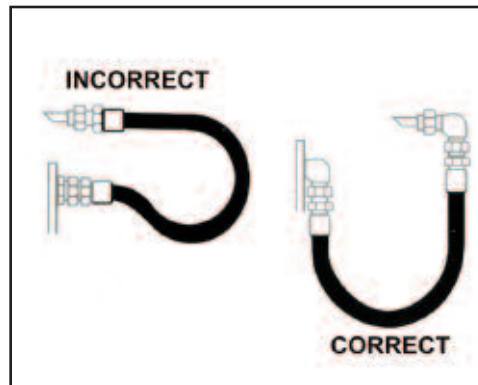
Don't install hose in a twisted position, this dramatically decreases hose life.



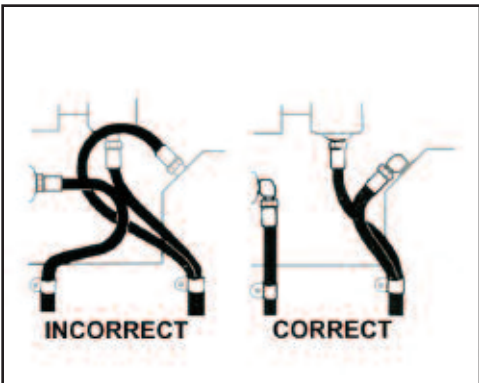
Allow adequate free length for flexing.



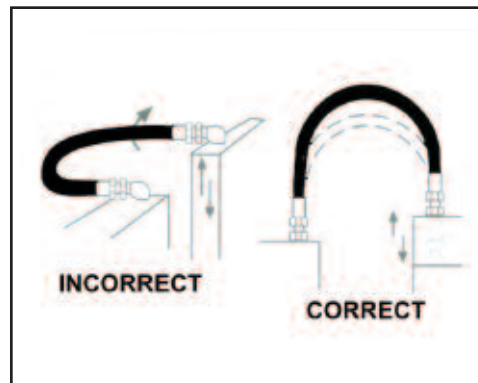
Use elbows or adapters to maintain bend radius and neat installation.



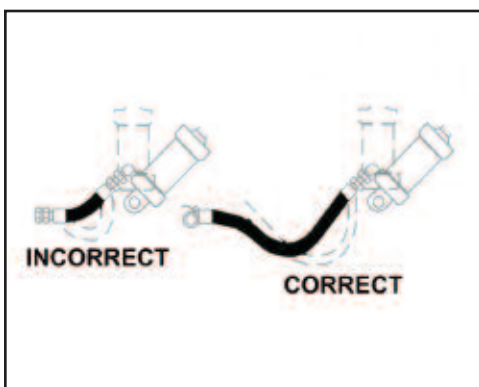
Use elbows or adapters to maintain bend radius and neat installation.



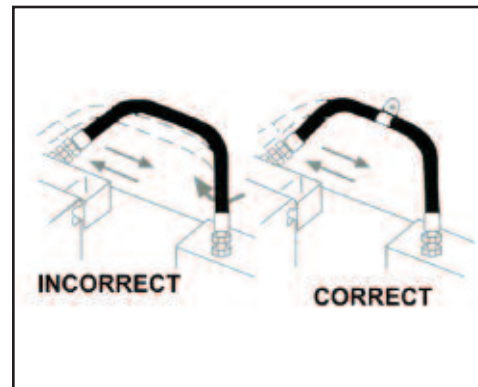
Use elbows, adapters, and routing clamps to maintain bend radius and ease of installation.



Route hose properly to avoid twisting.



Use proper length hose to maintain adequate bend radius.



Use routing clamps to allow for correct movement and avoid twisting.



**QUALITY
COUPLINGS
MADE IN THE USA**

