



# COUPLAMATIC

## SYSTEMS INC

INNOVATION IN HYDRAULIC HOSE ASSEMBLY SYSTEMS AND COMPONENTS



- 1" CS-GUARD FLEX 4 4060 PSI WP 280 BAR ISO 18752 CC - EXCEEDS 100R12 PERFORMANCE FLAME RESISTANT
- 1" CS-FLEX 4 4060 PSI WP 280 BAR ISO 18752 CC - EXCEEDS 100R12 PERFORMANCE FLAME RESISTANT MSHA
- 1" CS-FLEX 5 5500 PSI WP 380 BAR ISO 18752 CC - EXCEEDS 100R13 PERFORMANCE FLAME RESISTANT MSHA
- 1" CS-FLEX 6 6090 PSI WP 420 BAR ISO 18752 CC - EXCEEDS 100R15 FLAME RESISTANT MSHA
- 1" 2SK - EXTRA HIGH PRESSURE-EXCEEDS 2SC- 5585 PSI WP HT FLAME RESISTANT MSHA
- 1" DURA-HYD R16 ABRASION RESISTANT R16/2SC 5000 PSI WP
- 1" DURA-HYD EX R16 SUPER ABRASION RESISTANT R16/2SC 5000 PSI WP
- 1" CS-GUARD R16 5000 PSI WP EXCEEDS R16/2SC FLAME RESISTANT MSHA
- 1" COMBO HOSE - PRESSURE WASH - 3000 PSI @ 250°F STEAM CLEAN
- 1" PRESSURE WASH - ANIMAL FAT RESISTANT - 3000 PSI WP
- 1" PRESSURE WASH 6000 PSI WP +250°F CSI
- 1" PRESSURE WASH 4000 PSI WP +250°F CSI
- 1" SAE 100R7 NON CONDUCTIVE 2250 PSI WP
- 1" LOW TEMPERATURE -70 F to +212 F (-57 C to +100 C)

SERVING THE HYDRAULIC  
INDUSTRY SINCE 1959

# INDEX

A HOSE	<b>Bulk Hose - Section A</b> <b>Hose Index - Section A</b> <b>Coupling Index - Sections A-E</b>	<b>3 Series Thermoplastic - Section D</b> 3 Series Thermoplastic Couplings D-1
B VARI-CRIMP COUPLINGS	<b>Vari-Crimp System - Section B</b> Vari-Crimp Couplings B-1 Nuts and Sleeves for Tube Repair B-8 ORF O-Rings B-11 Code 61 Flange Kits B-12 Routing Clamp Sleeves B-17	<b>Hydraulic Quick Couplers - Section E</b> Flat Face Couplers E-1 Flat Face Connect Under Pressure E-2 Screw to Connect Flat Face Couplers E-3 Cartridge Style Flat Face Couplers E-4 ISO A Couplers E-5 ISO B Couplers E-6 Ag Poppet Couplers E-7 Ag Ball Couplers E-8 Screw to Connect High Pressure Couplers E-9 Pressure Wash Valveless Couplers E-10 Brass Screw to Connect Couplers E-11 Quick Coupler Guidelines E-12
C GRIP CRIMP COUPLINGS	A Series BTW Couplings B-18 Nuts and Sleeves for Tube Repair B-23 ORF O-Rings B-26	
D 3 SERIES THERMOPLASTIC	GW Series 100R12 BTW Couplings B-33 ORF O-Rings B-36 Code 61 Flange Kits B-40 Code 62 Flange Kits B-41 Extra Heavy Duty Flange Kits B-42	<b>Reusables, Push On, Accessories - Section F</b> Reusable Couplings R1AT & R2AT F-1 Reusable Couplings R5 F-2 Push On Fittings F-4 Suction and Return Line Couplings F-5 Spring Guards F-6 Spiral Hose Guards F-7 Nylon Protective Sleeves F-8 Pressure Wash Grips F-9 Bin Labels F-9 Jack Hose Warning Label F-9 Grease Hose Assemblies F-9
E QUICK COUPLERS	SX Series 100R13 Skive Couplings B-43 R5 Series Couplings B-44 T Series Couplings B-48 T Series Stainless Steel Couplings B-52	<b>Hydraulic Adapters - Section G</b> Adapters G-1
F REUSABLES, PUSHON, ACCESS.	<b>Grip Crimp System - Section C</b> Grip Crimp Couplings C-1 Nuts and Sleeves for Tube Repair C-7 ORF O-Rings C-11 Code 61 Flange Kits C-12	<b>Hose Fabrication Equipment - Section H</b> Crimping Machines H-1-H-2 Power Units H-2 Hose Cut-Off Machine H-3 Cut-Off Blade H-3 Spiral Cut-Off Machine H-3 Swage Dies and Pusher H-3 T400 Dies H-3 Insertion Depth Blocks H-3
G ADAPTERS	Grip Crimp Couplings-316 Stainless Steel C-17 Grip Crimp Pressure Wash Couplings C-19	<b>Thread Identification and Technical - Section J</b> Thread Identification Guide J-1 Hose Standards and Specifications J-3 Hose Working Pressure and Temperature J-4 Coupling Codes and Configurations J-5 Torque Values J-6 Conversion Charts J-6 Hose Assembly Guidelines J-7 Warranty J-9
H FABRICATION EQUIPMENT	4GC Series 100R12 BTW Couplings C-20 ORF-O-Rings C-23 Code 61 Flange Kits C-26 Code 62 Flange Kits C-27 Extra Heavy Duty Flange Kits C-29	
J THREAD ID TECHNICAL	6GC Series R13, R15, 4SH BTW Couplings C-30 Code 61 Flange Kits C-32 Code 62 Flange Kits C-33 Extra Heavy Duty Flange Kits C-34	
www.couplamatic.com	4SH Series BTW Couplings C-36 Code 61 Flange Kits C-38 Code 62 Flange Kits C-39 Extra Heavy Duty Flange Kits C-40	

# HOSE INDEX

DIN 1SN Import	A-1
SAE 100R2AT Domestic	A-2
SAE 100R2AT Import	A-2
DIN 2SN/SAE 100R2AT Import	A-3
2SK Extreme Pressure Import	A-3
SAE 100R16 Domestic Hy-Plus III	A-4
SAE 100R16 Import	A-4
SAE100R16/2SC	A-5
CS Guard R16 USCG SAE J1492	A-5
Ultra R16 SAE100R16/2SC High/Low Temp	A-6
<b>Dura-Hyd</b> SAE 100R16/2SC Abrasion Resistant	A-6
<b>Dura-Hyd EX</b> SAE 100R16/2SC Super Abrasion Resistant	A-7
SAE 100R17 Domestic Hy-Plus I	A-7
SAE 100R17 Import <b>1SN Dimension R17R</b>	A-8
SAE 100R17 Import	A-8
<b>Dura-Hyd</b> SAE 100R17 Import	A-9
SAE 100R19 Import	A-9
SAE 100R3	A-10
SAE 100R4	A-10
SAE 100R5	A-11
High Temp SAE 100R5	A-11
SAE 100R6	A-12
SAE 100R7	A-12
SAE 100R7 Twin Line	A-13
SAE 100R7 Non-Conductive	A-13
SAE 100R7 Twin Line Non-Conductive	A-14
SAE 100R7 Reduced OD	A-14
SAE 100R7 Reduced OD Twin Line	A-15
SAE 100R7 Reduced OD Non-Conductive	A-15
SAE 100R7 Reduced OD Twin Line Non-Conductive	A-16
SAE 100R8	A-16
SAE 100R8 Non-Conductive	A-17
SAE 100R18 Low Temp	A-17
SAE 100R12 Domestic	A-18
SAE 100R12 Import	A-18
<b>CS-Flex 4</b> Exceeds SAE 100R12	A-19
CS Guard Flex 4 USCG SAE J1492	A-19
<b>Dura-Hyd EX</b> SAE 100R12 Super Abrasion Resistant	A-20
<b>CS-Flex 5</b> Exceeds SAE 100R13	A-20
SAE 100R13 Import	A-21
<b>Dura-Hyd EX</b> SAE 100R13 Super Abrasion Resistant	A-21
<b>CS-Flex 6</b> Exceeds SAE 100R15	A-22
SAE 100R15	A-22
DIN 4SH	A-23
Jack Hose <b>10,000 PSI</b>	A-23
Pressure Wash Hose 4000 PSI Black Blue Grey	A-24
Pressure Wash Hose 6000 PSI Black Blue Grey	A-24
Pressure Wash Hose Yellow Animal Fat Resistant	A-25
Pressure Wash/Steam Cleaner Combo Hose	A-25
Pressure Wash Hose Assemblies	A-26
SAE 100R14 <b>PTFE</b>	A-27
Hydraulic Return Line	A-27
Refrigerant Hose	A-28
Rubber Covered Push On Black	A-28
Rubber Covered Push On Blue	A-29
Textile Covered Push On	A-29
Air Brake Hose	A-30
Jackhammer Compressed Air, Universal Couplings, and Assemblies	A-30
Red Multipurpose	A-31
Black and Red General Purpose	A-31

**A**  
HOSE

**B**  
VARL-CRIMP  
COUPLINGS

**C**  
GRIP CRIMP  
COUPLINGS

**D**  
3 SERIES  
THERMOPLASTIC

**E**  
QUICK  
COUPLERS

**F**  
REUSABLES,  
PUSHON, ACCESS,

**G**  
ADAPTERS

**H**  
FABRICATION  
EQUIPMENT

**J**  
THREAD ID  
TECHNICAL

www.couplamatic.com

# BULK HOSE



**SAE 100R1AT /1SN No. 1SN (Previously - 56MB-1)  
IMPORT THIN COVER  
1-WIRE HYDRAULIC HOSE**

**Applications:** Medium Pressure Hydraulics, Industrial or Agricultural

**Cover:** Abrasion and Flame Resistant cover, MSHA approved.

**Reinforcement:** One Wire Braid

**Temperature:** -40F to +212F (-40C to +100C)

**Coupling Series:** Vari-Crimp pg B1, A Series pg B18, Grip-Crimp pg C1

Hose I.D.	Hose O.D.	Working Pressure (Lbs.)	Min. Burst Pressure (Lbs.)	Min. Bend Radius (In.)	Weight Per Hundred Feet	Reel Footage
1/4"	0.530	3,250	13,000	4	16 lbs.	500'
3/8"	0.687	2,600	10,400	5	23 lbs.	500'
1/2"	0.812	2,325	9,300	7	29 lbs.	350'
3/4"	1.090	1,525	6,100	9.5	41 lbs.	250'
1"	1.405	1,275	5,100	12	62 lbs.	200'
1-1/4"	1.710	900	3,600	16.5	84 lbs.	Bulk
1-1/2"	1.970	725	2,900	20	104 lbs.	Bulk
2"	2.505	580	2,320	25	140 lbs.	Bulk

<b>A</b> HOSE
<b>B</b> VARI-CRIMP COUPLINGS
<b>C</b> GRIP CRIMP COUPLINGS
<b>D</b> 3 SERIES THERMOPLASTIC
<b>E</b> QUICK COUPLERS
<b>F</b> REUSABLES PUSHON, ACCESS.
<b>G</b> ADAPTERS
<b>H</b> FABRICATION EQUIPMENT
<b>J</b> THREAD ID TECHNICAL
<a href="http://www.couplamatic.com">www.couplamatic.com</a>

# BULK HOSE



**A**  
HOSE

**B**  
VARI-CRIMP  
COUPLINGS

**C**  
GRIP-CRIMP  
COUPLINGS

**D**  
3 SERIES  
THERMOPLASTIC

**E**  
QUICK  
COUPLERS

**F**  
REUSABLES,  
PUSHON, ACCESS.

**G**  
ADAPTERS

**H**  
FABRICATION  
EQUIPMENT

**J**  
THREAD ID  
TECHNICAL

www.couplamatic.com

## SAE 100R2AT No. 57MB-2 DOMESTIC THIN COVER 2-WIRE HYDRAULIC HOSE

**Applications:** High Pressure Hydraulics, Industrial or Agricultural

**Cover:** Abrasion and Flame Resistant Cover, MSHA Approved

**Reinforcement:** Two Wire Braids

**Temperature:** -40F to +212F (-40C to +100C)

**Coupling Series:** Vari-Crimp pg B1, A Series pg B18, GW Series (3/4"-1") pg B33, Grip-Crimp pg C1, Reusable pg F1

Hose I.D.	Hose O.D.	Working Pressure (Lbs.)	Min. Burst Pressure (Lbs.)	Min. Bend Radius (In.)	Weight Per Hundred Feet	Reel Footage
1/4"	0.593	5,000	20,000	4	24 lbs.	250'
3/8"	0.750	4,000	16,000	5	34 lbs.	250'
1/2"	0.875	3,500	14,000	7	43 lbs.	250'
5/8"	1.010	2,750	11,000	8	51 lbs.	250'
3/4"	1.158	2,250	9,000	9.5	61 lbs.	250'
1"	1.500	2,000	8,000	12	88 lbs.	250'



## SAE 100R2AT No. R2AT (Previously - 56MB-2) IMPORT THIN COVER 2-WIRE HYDRAULIC HOSE

**Applications:** High Pressure Hydraulics, Industrial or Agricultural

**Cover:** Abrasion and Flame Resistant Cover, MSHA approved

**Reinforcement:** Two Wire Braids

**Temperature:** -40F to +212F (-40C to +100C)

**Coupling Series:** Vari-Crimp pg B1, A Series pg B18, GW Series (3/4"-1-1/4") pg B33, Grip-Crimp pg C1

Hose I.D.	Hose O.D.	Working Pressure (Lbs.)	Min. Burst Pressure (Lbs.)	Min. Bend Radius (In.)	Weight Per Hundred Feet	Reel Footage
3/4"	1.158	2,250	9,000	9.5	61 lbs.	250'
1"	1.500	2,000	8,000	12	88 lbs.	200'
1-1/4"	1.862	1,625	6,500	16.5	129 lbs.	Bulk

See 2SN for sizes 1/4" to 5/8" and 1-1/2" to 2".

# BULK HOSE

**A**  
HOSE



**B**  
VARI-CRIMP  
COUPLINGS

**C**  
GRIP-CRIMP  
COUPLINGS

**D**  
3 SERIES  
THERMOPLASTIC

**E**  
QUICK  
COUPLERS

**F**  
REUSABLE  
PUSHON, ACCESS.

**G**  
ADAPTERS

**H**  
FABRICATION  
EQUIPMENT

**J**  
THREAD ID  
TECHNICAL

www.couplamatic.com

## SAE 100R2AT/2SN No. 2SN IMPORT THIN COVER 2-WIRE HYDRAULIC HOSE

**Applications:** High Pressure Hydraulics, Industrial or Agricultural  
**Cover:** Abrasion and Flame Resistant Cover, MSHA approved

**Reinforcement:** Two Wire Braids

**Temperature:** -40F to +212F (-40C to +100C)

**Coupling Series:** Vari-Crimp (1/4"-5/8") pg B1, A Series (1/4"-1-1/4") pg B18, GW Series (3/4"-2") pg B33, Grip-Crimp pg C1

Hose I.D.	Hose O.D.	Working Pressure (Lbs.)	Min. Burst Pressure (Lbs.)	Min. Bend Radius (In.)	Weight Per Hundred Feet	Reel Footage
1/4"	0.593	5,800	23,200	4	24 lbs.	500'
3/8"	0.750	4,800	19,200	5	34 lbs.	400'
1/2"	0.875	4,000	16,000	7	43 lbs.	300'
5/8"	1.010	3,625	14,500	8	51 lbs.	250'
3/4"	1.158	3,125	12,500	9.5	61 lbs.	250'
1"	1.500	2,400	9,600	12	88 lbs.	200'
1-1/4"	1.862	1,800	7,200	16.5	129 lbs.	Bulk
1-1/2"	2.115	1,300	5,200	20	161 lbs.	Bulk
2"	2.625	1,150	4,600	25	198 lbs.	Bulk



## EXCEEDS 2SN/2SC Two Wire Braid No. 2SK EXTREME PRESSURE HYDRAULIC HOSE IMPORT THIN COVER 2-WIRE

**Applications:** High Pressure Hydraulics, Industrial or Agricultural  
**Cover:** Abrasion and Flame Resistant Cover, MSHA approved

**Reinforcement:** Two Wire Braids

**Temperature:** -40F to +212F (-40C to +100C)

**Coupling Series:** A Series pg B18, Grip-Crimp pg C1

**\*\*Extreme Pressure, Tight Bend Radius\*\***

Hose I.D.	Hose O.D.	Working Pressure (Lbs.)	Min. Burst Pressure (Lbs.)	Min. Bend Radius (In.)	Weight Per Hundred Feet	Reel Footage
1/4"	0.520	6,530	26,120	2.0	24 lbs.	500'
3/8"	0.687	5,585	22,340	3.0	34 lbs.	400'
1/2"	0.810	5,000	20,000	3.6	43 lbs.	300'
5/8"	0.980	4,625	18,500	4.0	51 lbs.	250'
3/4"	1.155	4,350	17,400	5.0	61 lbs.	250'
1"	1.410	3,250	13,000	6.5	94 lbs.	200'
1-1/4"	1.715	2,500	10,000	12.0	130 lbs.	Bulk

# BULK HOSE



## SAE 100R16 No. HPIII TWO WIRE DOMESTIC HI-PRESSURE HYDRAULIC HOSE EXTREMELY FLEXIBLE

**Applications:** High Pressure Hydraulics, Industrial or Agricultural

**Cover:** Abrasion and Flame Resistant Cover, MSHA Approved

**Reinforcement:** Two Wire Braids

**Temperature:** -40F to +212F (-40C to +100C)

**Coupling Series:** Vari-Crimp pg B1, A Series pg B18, Grip-Crimp pg C1

**\*\*Crimps to 100R1AT One Wire Thin Cover Specifications - Half of the Bend Radius of R1 and R2\*\***

Hose I.D.	Hose O.D.	Working Pressure (Lbs.)	Min. Burst Pressure (Lbs.)	Min. Bend Radius (In.)	Weight Per Hundred Feet	Reel Footage
1/4"	0.541	5,000	20,000	2	18 lbs.	250'
3/8"	0.693	4,000	16,000	2.5	24 lbs.	250'
1/2"	0.823	3,500	14,000	3.5	31 lbs.	250'
5/8"	0.950	2,750	11,000	4	36 lbs.	250'
3/4"	1.103	2,250	9,000	4.8	49 lbs.	250'
1"	1.415	2,000	8,000	6	67 lbs.	250'



## SAE 100R16 No. R16CS IMPORT TWO WIRE HI-PRESSURE EXTREMELY FLEXIBLE HYDRAULIC HOSE

**Applications:** High Pressure Hydraulics, Industrial or Agricultural

**Cover:** Abrasion and Flame Resistant Cover, MSHA approved

**Reinforcement:** Two Wire Braids

**Temperature:** -40F to +212F (-40C to +100C)

**Coupling Series:** Vari-Crimp pg B1, A Series pg B18, Grip-Crimp pg C1

**\*\*Crimps to 100R1AT One Wire Thin Cover Specifications - Tighter Bend Radius than R1 and R2\*\***

Hose I.D.	Hose O.D.	Working Pressure (Lbs.)	Min. Burst Pressure (Lbs.)	Min. Bend Radius (In.)	Weight Per Hundred Feet	Reel Footage
3/4"	1.090	2,250	9,000	4.8	54 lbs.	250'
1"	1.405	2,000	8,000	6	74 lbs.	200'

See R16 for sizes 1/4" thru 5/8".

A  
HOSE

B  
VARI-CRIMP  
COUPLINGS

C  
GRIP-CRIMP  
COUPLINGS

D  
3 SERIES  
THERMOPLASTIC

E  
QUICK  
COUPLERS

F  
REUSABLES,  
PUSHON, ACCESS.

G  
ADAPTERS

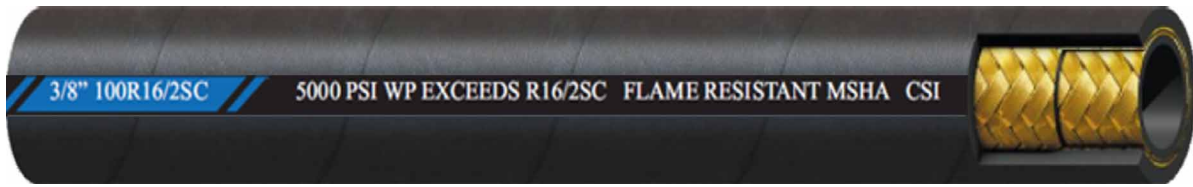
H  
FABRICATION  
EQUIPMENT

J  
THREAD ID  
TECHNICAL

www.couplamatic.com

# BULK HOSE

**A**  
HOSE



**B**  
VARI-CRIMP  
COUPLINGS

**SAE 100R16 / DIN 2SC No. R16  
IMPORT TWO WIRE HI-PRESSURE  
EXTREMELY FLEXIBLE HYDRAULIC HOSE**

Applications: High Pressure Hydraulics, Industrial or Agricultural  
Cover: Abrasion and Flame Resistant Cover, MSHA approved

Reinforcement: Two Wire Braids

Temperature: -40F to +212F (-40C to +100C)

Coupling Series: Vari-Crimp (1/4"-5/8") pg B1, A Series pg B18, Grip-Crimp pg C1

**\*\*Crimps to 100R1AT One Wire Thin Cover Specifications - Tighter Bend Radius than R1 and R2\*\***

**C**  
GRIP-CRIMP  
COUPLINGS

**D**  
3 SERIES  
THERMOPLASTIC

Hose I.D.	Hose O.D.	Working Pressure (Lbs.)	Min. Burst Pressure (Lbs.)	Min. Bend Radius (In.)	Weight Per Hundred Feet	Reel Footage
1/4"	0.530	5,800	23,200	2	18 lbs.	500'
3/8"	0.687	5,000	20,000	2.5	27 lbs.	400'
1/2"	0.812	4,250	17,000	3.5	35 lbs.	300'
5/8"	0.937	3,625	14,500	4	40 lbs.	250'
3/4"	1.090	3,125	12,500	4.8	54 lbs.	250'
1"	1.405	2,500	10,000	6	74 lbs.	200'

**E**  
QUICK  
COUPLERS

**F**  
REUSABLE  
PUSHON ACCESS.



**G**  
ADAPTERS

**SAE 100R16 / DIN 2SC No. CS-GUARD R16  
IMPORT TWO WIRE HI-PRESSURE EXTREMELY FLEXIBLE HYDRAULIC HOSE  
SAE J1942 U.S.C.G Accepted Hydraulic Only**

Applications: High Pressure Hydraulics, Industrial or Agricultural  
Cover: Abrasion and Flame Resistant Cover, MSHA approved

Reinforcement: Two Wire Braids

Temperature: -40F to +212F (-40C to +100C)

Coupling Series: A Series pg B18, Grip-Crimp pg C1

**\*\*Crimps to 100R1AT One Wire Thin Cover Specifications - Tighter Bend Radius than R1 and R2\*\***

**H**  
FABRICATION  
EQUIPMENT

Hose I.D.	Hose O.D.	Working Pressure (Lbs.)	Min. Burst Pressure (Lbs.)	Min. Bend Radius (In.)	Weight Per Hundred Feet	Reel Footage
1/4"	0.530	5,800	23,200	2	18 lbs.	500'
3/8"	0.687	5,000	20,000	2.5	27 lbs.	400'
1/2"	0.812	4,250	17,000	3.5	35 lbs.	300'
5/8"	0.937	3,625	14,500	4	40 lbs.	250'
3/4"	1.090	3,125	12,500	4.8	54 lbs.	250'
1"	1.405	2,500	10,000	6	74 lbs.	200'

**J**  
THREAD ID  
TECHNICAL

www.couplamatic.com



# BULK HOSE



**A**  
HOSE

**ULTRA 100R16 / DIN 2SC No. ULTRA R16**  
**IMPORT ULTRA TWO WIRE HI-PRESSURE**  
**HIGH/LOW TEMP HYDRAULIC HOSE**

**Applications:** High Pressure Hydraulics, High/Low Temp Applications  
**Cover:** Blue Abrasion and Flame Resistant Cover, MSHA approved

**Reinforcement:** Two Wire Braids

**Temperature:** -58F to +275F (-50C to +135C) (+302F/150C Discontinuous)

**Coupling Series:** A Series pg B18, Grip-Crimp pg C1

**\*\*Crimps to 100R1AT One Wire Thin Cover Specs - Tighter Bend Radius than R1 and R2 - High/Low Temp\*\***

**B**  
VARI-CRIMP  
COUPLINGS

**C**  
GRIP CRIMP  
COUPLINGS

**D**  
3 SERIES  
THERMOPLASTIC

**E**  
QUICK  
COUPLERS

Hose I.D.	Hose O.D.	Working Pressure (Lbs.)	Min. Burst Pressure (Lbs.)	Min. Bend Radius (In.)	Weight Per Hundred Feet	Reel Footage
1/4"	0.530	5,800	23,200	2	18 lbs.	500'
3/8"	0.687	5,000	20,000	2.5	27 lbs.	400'
1/2"	0.812	4,250	17,000	3.5	35 lbs.	300'
5/8"	0.937	3,625	14,500	4	40 lbs.	250'
3/4"	1.090	3,125	12,500	4.8	54 lbs.	250'
1"	1.405	2,500	10,000	6	74 lbs.	200'



**F**  
REUSABLES,  
PUSHON, ACCESS.

**DURA-HYD ABRASION RESISTANT 100R16/2SC No. DH16**  
**SAE 100R16/2SC**  
**EXTRA HI-PRESSURE HYDRAULIC HOSE**

**Applications:** High Pressure Hydraulics, Industrial or Agricultural  
**Cover:** Flame Resistant, **Extra Abrasion Resistant**, MSHA approved.

**Reinforcement:** Two Wire Braids

**Temperature:** -40F to +212F (-40C to +100C)

**Coupling Series:** Vari-Crimp (1/4"-5/8") pg B1, A Series pg B18, Grip-Crimp pg C1

**G**  
ADAPTERS

**H**  
FABRICATION  
EQUIPMENT

Hose I.D.	Hose O.D.	Working Pressure (Lbs.)	Min. Burst Pressure (Lbs.)	Min. Bend Radius (In.)	Weight Per Hundred Feet	Reel Footage
1/4"	0.530	5,800	23,200	2	18 lbs.	500'
3/8"	0.687	5,000	20,000	2.5	27 lbs.	400'
1/2"	0.812	4,250	17,000	3.5	35 lbs.	300'
5/8"	0.937	3,625	14,500	4	40 lbs.	250'
3/4"	1.090	3,125	12,500	4.8	54 lbs.	250'
1"	1.405	2,500	10,000	6	74 lbs.	200'

**J**  
THREAD ID  
TECHNICAL

www.couplamatic.com

# BULK HOSE

**A**  
HOSE



**B**  
VARI-CRIMP  
COUPLINGS

**DURA-HYD EX SUPER ABRASION RESISTANT No. DHEX16  
SAE 100R16/2SC  
R16/2SC EXTRA HI-PRESSURE HYDRAULIC HOSE**

**Applications:** High Pressure Hydraulics, Industrial or Agricultural  
**Cover:** Flame Resistant Bi-Layer, **SUPER Abrasion Resistant**, MSHA  
**Reinforcement:** Two Wire Braids

**Temperature:** -40F to +212F (-40C to +100C)

**Coupling Series:** Vari-Crimp (1/4"-5/8") pg B1, A Series pg B18, Grip-Crimp pg C1

**C**  
GRIP CRIMP  
COUPLINGS

**D**  
3 SERIES  
THERMOPLASTIC

Hose I.D.	Hose O.D.	Working Pressure (Lbs.)	Min. Burst Pressure (Lbs.)	Min. Bend Radius (In.)	Weight Per Hundred Feet	Reel Footage
1/4"	0.530	5,800	23,200	2	18 lbs.	500'
3/8"	0.687	5,000	20,000	2.5	27 lbs.	400'
1/2"	0.812	4,250	17,000	3.5	35 lbs.	300'
5/8"	0.937	3,625	14,500	4	40 lbs.	250'
3/4"	1.090	3,125	12,500	4.8	54 lbs.	250'
1"	1.405	2,500	10,000	6	74 lbs.	200'

**E**  
QUICK  
COUPLERS

**F**  
REUSABLE  
PUSHON ACCESS.



**G**  
ADAPTERS

**DOMESTIC SAE 100R17 No. HPI  
HY-PLUS I ONE WIRE DIMENSION HI-PRESSURE HYDRAULIC HOSE  
EXTREMELY FLEXIBLE**

**Applications:** High Pressure Hydraulics, Industrial or Agricultural  
**Cover:** Abrasion and Flame Resistant Cover, MSHA Approved

**Reinforcement:** One or Two Wire Braids

**Temperature:** -40F to +212F (-40C to +100C)

**Coupling Series:** Vari-Crimp pg B1, A Series pg B18, Grip-Crimp pg C1

\*3000 PSI working pressure can eliminate stocking two hoses. Higher Pressure and More Flexible than 100R1\*

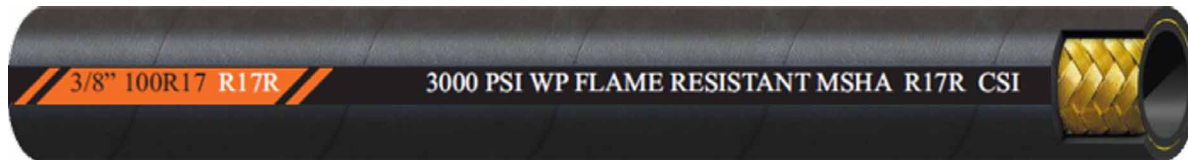
**H**  
FABRICATION  
EQUIPMENT

Hose I.D.	Hose O.D.	Working Pressure (Lbs.)	Min. Burst Pressure (Lbs.)	Min. Bend Radius (In.)	Weight Per Hundred Feet	Reel Footage
1/4"	0.535	3,000	12,000	2	16 lbs.	250'
3/8"	0.690	3,000	12,000	2.5	23 lbs.	250'
1/2"	0.813	3,000	12,000	3.5	29 lbs.	250'
3/4"	1.100	3,000	12,000	5	55 lbs.	250'
1"	1.410	3,000	12,000	6	82 lbs.	250'

**J**  
THREAD ID  
TECHNICAL

www.couplamatic.com

# BULK HOSE



**A**  
HOSE

**SAE 100R17 (1SN DIMENSION) No. R17R  
IMPORT 3000 PSI CONSTANT  
WORKING PRESSURE HYDRAULIC HOSE**

**Applications:** High Pressure Hydraulics, Industrial or Agricultural

**Cover:** Abrasion and Flame Resistant Cover, MSHA approved

**Reinforcement:** One (1/4"-3/8") or Two (1/2") Wire Braids

**Temperature:** -40F to +212F (-40C to +100C)

**Coupling Series:** Vari-Crimp pg B1, A Series pg B18, Grip-Crimp pg C1

**B**  
VARI-CRIMP  
COUPLINGS

**C**  
GRIP-CRIMP  
COUPLINGS

**D**  
3 SERIES  
THERMOPLASTIC

Hose I.D.	Hose O.D.	Working Pressure (Lbs.)	Min. Burst Pressure (Lbs.)	Min. Bend Radius (In.)	Weight Per Hundred Feet	Reel Footage
1/4"	0.530	3,000	12,000	2	16 lbs.	500'
3/8"	0.687	3,000	12,000	3	23 lbs.	500'
1/2"	0.812	3,000	12,000	3.5	31 lbs.	350'



**E**  
QUICK  
COUPLERS

**F**  
REUSABLES,  
PUSH-ON, ACCESS.

**SAE 100R17 (REDUCED OD) No. R17  
IMPORT 3000 PSI CONSTANT - ISO 18752  
WORKING PRESSURE HYDRAULIC HOSE**

**Applications:** High Pressure Hydraulics, Industrial or Agricultural

**Cover:** Abrasion and Flame Resistant Cover, MSHA approved

**Reinforcement:** One (1/4"-1/2") or Two (5/8"-1") Wire Braids

**Temperature:** -40F to +212F (-40C to +100C)

**Coupling Series:** Vari-Crimp (1/4-3/4) pg B1, A Series pg B18, GW Series (1") pg B33, Grip-Crimp pg C1

**G**  
ADAPTERS

Hose I.D.	Hose O.D.	Working Pressure (Lbs.)	Min. Burst Pressure (Lbs.)	Min. Bend Radius (In.)	Weight Per Hundred Feet	Reel Footage
1/4"	0.492	3,000	12,000	2	13 lbs.	500'
3/8"	0.649	3,000	12,000	3	19 lbs.	500'
1/2"	0.776	3,000	12,000	4	31 lbs.	350'
5/8"	0.937	3,000	12,000	4	41 lbs.	250'
3/4"	1.090	3,000	12,000	5	53 lbs.	250'
1"	1.405	3,000	12,000	6	82 lbs.	200'

**H**  
FABRICATION  
EQUIPMENT

**J**  
THREAD ID  
TECHNICAL

www.couplamatic.com

# BULK HOSE

**A**  
HOSE



**B**  
VARI-CRIMP  
COUPLINGS

**DURA-HYD ABRASION RESISTANT 100R17 No. WDH17**  
SAE 100R17 WRAPPED COVER  
IMPORT HYDRAULIC HOSE

**Applications:** High Pressure Hydraulics, Industrial or Agricultural  
**Cover:** Flame Resistant, **Extra Abrasion Resistant**, Yellow layline, MSHA  
**Reinforcement:** One or Two Wire Braids  
**Temperature:** -40F to +212F (-40C to +100C)

**Coupling Series:** Vari-Crimp (1/4"-3/4") pg B1, A Series pg B18, GW Series (1") pg B33, Grip-Crimp pg C1

**C**  
GRIP-CRIMP  
COUPLINGS

**D**  
3 SERIES  
THERMOPLASTIC

Hose I.D.	Hose O.D.	Working Pressure (Lbs.)	Min. Burst Pressure (Lbs.)	Min. Bend Radius (In.)	Weight Per Hundred Feet	Reel Footage
1/4"	0.535	3,000	12,000	2	16 lbs.	500'
3/8"	0.690	3,000	12,000	2.5	23 lbs.	500'
1/2"	0.810	3,000	12,000	3.5	29 lbs.	350'
5/8"	0.950	3,000	12,000	4	38 lbs.	250'
3/4"	1.100	3,000	12,000	5	55 lbs.	250'
1"	1.410	3,000	12,000	6	82 lbs.	200'

**E**  
QUICK  
COUPLERS

**F**  
REUSABLES  
PUSHON, ACCESS.



**G**  
ADAPTERS

**SAE 100R19 No. R19**  
IMPORT 4000 PSI CONSTANT - ISO 18752  
WORKING PRESSURE HYDRAULIC HOSE

**Applications:** High Pressure Hydraulics, Industrial or Agricultural  
**Cover:** Abrasion and Flame Resistant Cover, MSHA approved  
**Reinforcement:** Two Wire Braids  
**Temperature:** -40F to +212F (-40C to +100C)  
**Coupling Series:** A Series pg B18, Grip-Crimp pg C1

*Coming Soon!  
3rd Quarter  
2025*

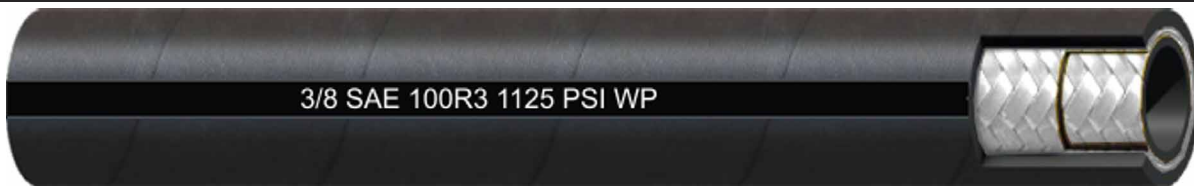
**H**  
FABRICATION  
EQUIPMENT

Hose I.D.	Hose O.D.	Working Pressure (Lbs.)	Min. Burst Pressure (Lbs.)	Min. Bend Radius (In.)	Weight Per Hundred Feet	Reel Footage
1/4"	0.550	4,000	16,000	2	22 lbs.	500'
3/8"	0.670	4,000	16,000	2.6	26 lbs.	500'
1/2"	0.810	4,000	16,000	3.5	32 lbs.	350'
5/8"	0.940	4,000	16,000	3.9	46 lbs.	250'
3/4"	1.090	4,000	16,000	4.7	59 lbs.	250'
1"	COMING SOON!		COMING SOON!		COMING SOON!	

**J**  
THREAD ID  
TECHNICAL

www.couplamatic.com

# BULK HOSE



**A**  
HOSE

**SAE 100R3 No. R3 (Previously - 3319A)**  
**MEDIUM PRESSURE HYDRAULIC HOSE**  
**Applications:** Low Pressure Hydraulics, Industrial or Agricultural  
**Cover:** Abrasion and Flame Resistant Cover, MSHA Approved  
**Reinforcement:** Two Rayon Braids  
**Temperature:** -40F to +212F (-40C to +100C)  
**Coupling Series:** Vari-Crimp pg B1, Grip-Crimp pg C1  
 \*Cut lengths available\*

**B**  
VARI-CRIMP  
COUPLINGS

**C**  
GRIP-CRIMP  
COUPLINGS

Hose I.D.	Hose O.D.	Working Pressure (Lbs.)	Min. Burst Pressure (Lbs.)	Min. Bend Radius (In.)	Weight Per Hundred Feet	Reel Footage
1/4"	0.560	1,250	5,000	3	12 lbs.	500'
3/8"	0.750	1,125	4,500	4	17 lbs.	500'
1/2"	0.940	1,000	4,000	5	25 lbs.	500'
3/4"	1.250	750	3,000	6	43 lbs.	500'
1"	1.500	565	2,260	8	51 lbs.	500'

**D**  
3 SERIES  
THERMOPLASTIC

**E**  
QUICK  
COUPLERS



**SAE 100R4 No. R4 (Previously - 104MB)**  
**HYDRAULIC SUCTION HOSE**  
**Applications:** Hydraulic Suction or Return, Industrial or Agricultural  
**Cover:** Abrasion and Flame Resistant Cover, MSHA approved  
**Reinforcement:** One Fiber Braid, two helical wires  
**Temperature:** -40F to +212F (-40C to +100C)  
**Coupling Series:** Vari-Crimp (3/4"-1-1/4") pg B1, GW Series (1-1/2"-2") pg B33, Grip-Crimp (3/4"-2") pg C1, Crimp/Band pg F5  
 \*Cut lengths available\*

**F**  
REUSABLES,  
PUSHON, ACCESS,

**G**  
ADAPTERS

**H**  
FABRICATION  
EQUIPMENT

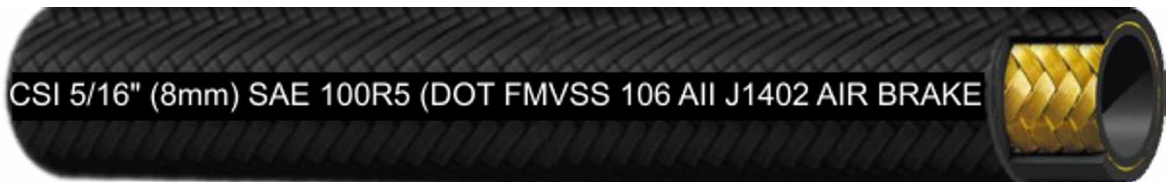
Hose I.D.	Hose O.D.	Working Pressure (Lbs.)	Min. Burst Pressure (Lbs.)	Vacuum Rating (Inches of Hg)	Min. Bend Radius (In.)	Weight Per Hundred Feet	Coil Footage
3/4"	1.160	300	1,200	25	1.8	49 lbs.	100'
1"	1.480	250	1,000	25	2.0	64 lbs.	100'
1-1/4"	1.770	200	800	25	2.5	86 lbs.	100'
1-1/2"	2.050	150	600	25	3.0	122 lbs.	100'
2"	2.500	100	400	25	7.0	139 lbs.	100'

**J**  
THREAD ID  
TECHNICAL

www.couplamatic.com

# BULK HOSE

**A**  
HOSE



**B**  
VAR-CRIMP  
COUPLINGS

**C**  
GRIP CRIMP  
COUPLINGS

**D**  
3 SERIES  
THERMOPLASTIC

**E**  
QUICK  
COUPLERS

**F**  
REUSABLES  
PUSHON, ACCESS.

**G**  
ADAPTERS

**H**  
FABRICATION  
EQUIPMENT

**J**  
THREAD ID  
TECHNICAL

www.couplamatic.com

**SAE 100R5 No. R5 (Previously - 58MBA)**  
**TEXTILE COVERED HYDRAULIC HOSE**  
**SAE J1402, DOT FMVSS 106 All (3/16" thru 5/8")**  
**Applications:** Medium Pressure Applications Hydraulics, Air, Water.  
**Cover:** Black Textile Braid      **Reinforcement:** One Wire Braid  
**Temperature:** -40F to +212F (-40C to +100C)  
**Coupling Series:** R5 Series pg B44, Reusables pg F2  
 \*Cut lengths available at 10% premium\*

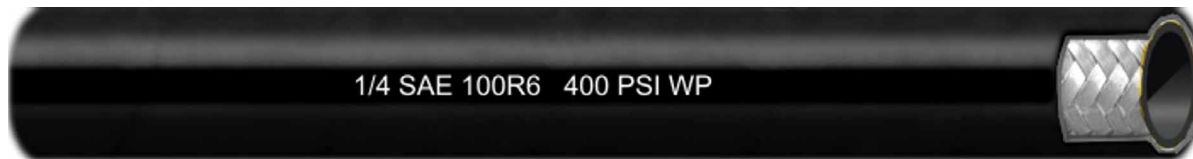
Hose I.D.	Hose O.D.	Working Pressure (Lbs.)	Min. Burst Pressure (Lbs.)	Min. Bend Radius (In.)	Weight Per Hundred Feet	Reel Footage
3/16"(-4)	0.520	3,000	12,000	3	15 lbs.	250'
1/4"(-5)	0.580	3,000	12,000	3.4	17 lbs.	250'
5/16"(-6)	0.680	2,250	9,000	4	22 lbs.	250'
13/32"(-8)	0.770	2,000	8,000	4.6	30 lbs.	250'
1/2"(-10)	0.921	1,750	7,000	5.5	37 lbs.	250'
5/8"(-12)	1.080	1,500	6,000	6.5	46 lbs.	250'
7/8"(-16)	1.240	800	3,200	7.4	48 lbs.	250'
1-1/8"(-20)	1.500	625	2,500	9	58 lbs.	100'
1-3/8"(-24)	1.750	500	2,000	10.5	62 lbs.	Bulk
1-13/16"(-32)	2.220	350	1,400	13.25	86 lbs.	Bulk



**SAE 100R5 No. HTR5**  
**TEXTILE COVERED HIGH TEMPERATURE HYDRAULIC HOSE**  
**SAE J1402, DOT FMVSS 106 All (3/16" thru 5/8")**  
**Applications:** Medium Pressure High Temp Hydraulics, Air, Water.  
**Cover:** Blue Textile Braid, High Temperature      **Reinforcement:** One Wire Braid  
**Temperature:** -40F to +300F (-40C to +150C)  
**Coupling Series:** R5 Series pg B44, Reusables pg F2  
 \*Cut lengths available at 10% premium\*

Hose I.D.	Hose O.D.	Working Pressure (Lbs.)	Min. Burst Pressure (Lbs.)	Min. Bend Radius (In.)	Weight Per Hundred Feet	Reel Footage
3/16"(-4)	0.520	3,000	12,000	3	15 lbs.	250'
1/4"(-5)	0.580	3,000	12,000	3.4	17 lbs.	250'
5/16"(-6)	0.680	2,250	9,000	4	22 lbs.	250'
13/32"(-8)	0.770	2,000	8,000	4.6	30 lbs.	250'
1/2"(-10)	0.921	1,750	7,000	5.5	37 lbs.	250'
5/8"(-12)	1.080	1,500	6,000	6.5	46 lbs.	250'
7/8"(-16)	1.240	800	3,200	7.4	48 lbs.	250'
1-1/8"(-20)	1.500	625	2,500	9	52 lbs.	100'
1-3/8" (-24)	1.750	500	2,000	10.5	81 lbs.	Bulk
1-13/16" (-32)	2.220	350	1,400	13.2	99 lbs.	Bulk

# BULK HOSE



**A**  
HOSE

**B**  
VARL-CRIMP  
COUPLINGS

**C**  
GRIP CRIMP  
COUPLINGS

**D**  
3 SERIES  
THERMOPLASTIC

**E**  
QUICK  
COUPLERS

**F**  
REUSABLES,  
PUSHON, ACCESS,

**G**  
ADAPTERS

**H**  
FABRICATION  
EQUIPMENT

**J**  
THREADED  
TECHNICAL

www.couplamatic.com

**SAE 100R6 No. R6 (Previously - H6H)  
LOW PRESSURE HYDRAULIC HOSE**  
Applications: Low Pressure Hydraulics, Industrial or Agricultural  
Cover: Neoprene  
Reinforcement: One Textile Braid  
Temperature: -40F to +212F (-40C to +100C)  
\*Cut lengths available. 100' minimum\*

Hose I.D.	Hose O.D.	Working Pressure (Lbs.)	Min. Burst Pressure (Lbs.)	Min. Bend Radius (In.)	Weight Per Hundred Feet	Reel Footage
1/4"	0.500	400	1,600	2.5	8 lbs.	500'
3/8"	0.630	400	1,600	3	12 lbs.	500'
1/2"	0.780	400	1,600	4	17 lbs.	500'




**SAE 100R7 No. H7  
THERMOPLASTIC HYDRAULIC HOSE**  
Applications: Medium Pressure Hydraulics, Industrial or Agricultural  
Cover: Black Polyurethane, Perforated  
Tube: Nylon

Reinforcement: Polyester Braid  
Temperature: -40F to +212F (-40C to +100C)  
Coupling Series: 3 Series Thermoplastic (1/8"-1") pg D1, T Series (1/2"-1") pg B48

Hose I.D.	Hose O.D.	Working Pressure (Lbs.)	Min. Burst Pressure (Lbs.)	Min. Bend Radius (In.)	Weight Per Hundred Feet	Coil Footage
1/8"	0.325	3,000	12,000	0.5	3 lbs.	250'
3/16"	0.433	3,000	12,000	0.75	4.9 lbs.	250'
1/4"	0.508	2,750	11,000	1.5	6 lbs.	250'
5/16"	0.585	2,500	10,000	1.75	7.5 lbs.	250'
3/8"	0.650	2,250	9,000	2	10 lbs.	250'
1/2"	0.815	2,000	8,000	3	15.6 lbs.	250'
3/4"	1.062	1,250	5,000	6.5	19 lbs.	100'
1"	1.335	1,000	4,000	8	27 lbs.	100'

# BULK HOSE



## SAE 100R7 No. H7TL TWIN LINE THERMOPLASTIC HYDRAULIC HOSE

**Applications:** Medium Pressure Hydraulics, Industrial or Agricultural  
**Cover:** Black Polyurethane, Perforated

**Tube:** Nylon

**Reinforcement:** Polyester Braid

**Temperature:** -40F to +212F (-40C to +100C)

**Coupling Series:** 3 Series Thermoplastic (1/4"-1/2") pg D1, T Series (1/2") pg B48

\*Cut lengths available in increments of 50\*

Hose I.D.	Hose O.D.	Working Pressure (Lbs.)	Min. Burst Pressure (Lbs.)	Min. Bend Radius (In.)	Weight Per Hundred Feet	Coil Footage
1/4"	0.508	2,750	11,000	1.5	12 lbs.	250'
5/16"	0.585	2,500	10,000	1.75	16.6 lbs.	250'
3/8"	0.650	2,250	9,000	2	21 Lbs.	250'
1/2"	0.815	2,000	8,000	3	34 lbs.	250'



## SAE 100R7 No. H7NC NON-CONDUCTIVE THERMOPLASTIC HYDRAULIC HOSE

**Applications:** Medium Pressure Hydraulics, Industrial or Agricultural  
**Cover:** Orange Non-Conductive Polyurethane, Non-Perforated

**Tube:** Nylon

**Reinforcement:** Polyester Braid

**Temperature:** -40F to +212F (-40C to +100C)

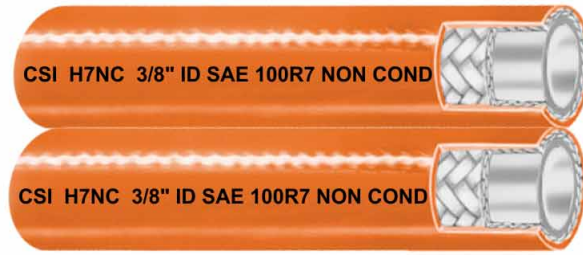
**Coupling Series:** 3 Series Thermoplastic (1/4"-1") pg D1, T Series (1/2"-1") pg B48

Hose I.D.	Hose O.D.	Working Pressure (Lbs.)	Min. Burst Pressure (Lbs.)	Min. Bend Radius (In.)	Weight Per Hundred Feet	Coil Footage
1/4"	0.508	2,750	11,000	1.5	6 lbs.	250'
5/16"	0.585	2,500	10,000	1.75	7.5 lbs.	250'
3/8"	0.650	2,250	9,000	2	10 lbs.	250'
1/2"	0.815	2,000	8,000	3	15.6 lbs.	250'
3/4"	1.062	1,250	5,000	6.5	19 lbs.	100'
1"	1.335	1,000	4,000	8	27 lbs.	100'

www.couplamatic.com



# BULK HOSE



## SAE 100R7 No. H7TLNC TWIN LINE NON-CONDUCTIVE THERMOPLASTIC HYDRAULIC HOSE

**Applications:** Medium Pressure Hydraulics, Industrial or Agricultural

**Cover:** Orange Non-Conductive Polyurethane, Non-Perforated

**Tube:** Nylon

**Reinforcement:** Polyester Braid

**Temperature:** -40F to +212F (-40C to +100C)

**Coupling Series:** 3 Series Thermoplastic (1/4"-1/2") pg D1, T Series (1/2") pg B48

\*Cut lengths available in increments of 50'

Hose I.D.	Hose O.D.	Working Pressure (Lbs.)	Min. Burst Pressure (Lbs.)	Min. Bend Radius (In.)	Weight Per Hundred Feet	Coil Footage
1/4"	0.508	2,750	11,000	1.5	12 lbs.	250'
5/16"	0.585	2,500	10,000	1.75	16.6 lbs.	250'
3/8"	0.650	2,250	9,000	2	21 Lbs.	250'
1/2"	0.815	2,000	8,000	3	34 lbs.	250'



## SAE 100R7 (Reduced OD) No. RD7 THERMOPLASTIC HYDRAULIC HOSE

**Applications:** Medium Pressure Hydraulics, Industrial or Agricultural

**Cover:** Black Polyurethane, Perforated

**Tube:** Nylon

**Reinforcement:** Polyester Braid

**Temperature:** -40F to +212F (-40C to +100C)

**Coupling Series:** T Series pg B48

Hose I.D.	Hose O.D.	Working Pressure (Lbs.)	Min. Burst Pressure (Lbs.)	Min. Bend Radius (In.)	Weight Per Hundred Feet	Coil Footage
1/4"	0.455	2,750	11,000	1.5	5 lbs.	250'
3/8"	0.618	2,250	9,000	2.0	10 lbs.	250'

A  
HOSE

B  
VARL-CRIMP  
COUPLINGS

C  
GRIP CRIMP  
COUPLINGS

D  
3 SERIES  
THERMOPLASTIC

E  
QUICK  
COUPLERS

F  
REUSABLES,  
PUSHON, ACCESS,

G  
ADAPTERS

H  
FABRICATION  
EQUIPMENT

J  
THREAD ID  
TECHNICAL

www.couplamatic.com

# BULK HOSE

**A**  
HOSE



**B**  
VAR-CRIMP  
COUPLINGS

**C**  
GRIP CRIMP  
COUPLINGS

**D**  
3 SERIES  
THERMOPLASTIC

**E**  
QUICK  
COUPLERS

**F**  
REUSABLES,  
PUSHON, ACCESS.

**G**  
ADAPTERS

**H**  
FABRICATION  
EQUIPMENT

**J**  
THREAD ID  
TECHNICAL

www.couplamatic.com

## SAE 100R7 (Reduced OD) **No. RD7TL** TWIN LINE THERMOPLASTIC HYDRAULIC HOSE

**Applications:** Medium Pressure Hydraulics, Industrial or Agricultural

**Cover:** Black Polyurethane, Perforated

**Tube:** Nylon

**Reinforcement:** Polyester Braid

**Temperature:** -40F to +212F (-40C to +100C)

**Coupling Series:** T Series pg B48

\*Cut lengths available in increments of 50\*

Hose I.D.	Hose O.D.	Working Pressure (Lbs.)	Min. Burst Pressure (Lbs.)	Min. Bend Radius (In.)	Weight Per Hundred Feet	Coil Footage
1/4"	0.455	2,750	11,000	1.5	10 lbs.	250'
3/8"	0.618	2,250	9,000	2	21 lbs.	250'



## SAE 100R7 (Reduced OD) **No. RD7NC** NON-CONDUCTIVE THERMOPLASTIC HYDRAULIC HOSE

**Applications:** Medium Pressure Hydraulics, Industrial or Agricultural

**Cover:** Orange Non-Conductive Polyurethane, ANSI 92.2, Non-Perforated

**Tube:** Nylon

**Reinforcement:** Polyester Braid

**Temperature:** -40F to +212F (-40C to +100C)

**Coupling Series:** T Series pg B48

Hose I.D.	Hose O.D.	Working Pressure (Lbs.)	Min. Burst Pressure (Lbs.)	Min. Bend Radius (In.)	Weight Per Hundred Feet	Coil Footage
1/4"	0.455	2,750	11,000	1.5	5 lbs.	250'
3/8"	0.618	2,250	9,000	2.0	10 lbs.	250'

**RD7NC Meets ANSI spec 92.2.**

# BULK HOSE



## SAE 100R7 (Reduced OD) No. RD7TLNC NON-CONDUCTIVE TWIN LINE THERMOPLASTIC HYDRAULIC HOSE

**Applications:** Medium Pressure Hydraulics, Industrial or Agricultural  
**Cover:** Orange Non-Conductive Polyurethane, ANSI 92.2, Non-Perforated

**Tube:** Nylon

**Reinforcement:** Polyester Braid

**Temperature:** -40F to +212F (-40C to +100C)

**Coupling Series:** T Series pg B48

\*Cut lengths available in increments of 50'

Hose I.D.	Hose O.D.	Working Pressure (Lbs.)	Min. Burst Pressure (Lbs.)	Min. Bend Radius (In.)	Weight Per Hundred Feet	Coil Footage
1/4"	0.455	2,750	11,000	1.5	10 lbs.	250'
3/8"	0.618	2,250	9,000	2	21 lbs.	250'

RD7TLNC Meets ANSI spec 92.2.



## SAE 100R8 No. HS8 THERMOPLASTIC HYDRAULIC HOSE

**Applications:** High Pressure Hydraulics, Industrial or Agricultural

**Cover:** Black Polyurethane, Perforated

**Tube:** Nylon

**Reinforcement:** Aramid Braid

**Temperature:** -40F to +212F (-40C to +100C)

**Coupling Series:** 3 Series Thermoplastic pg D1

Hose I.D.	Hose O.D.	Working Pressure (Lbs.)	Min. Burst Pressure (Lbs.)	Min. Bend Radius (In.)	Weight Per Hundred Feet	Coil Footage
3/16"	0.433	5,000	20,000	1.5	5 lbs.	250'
1/4"	0.508	5,000	20,000	2	6 lbs.	250'
3/8"	0.650	4,000	16,000	2.5	8 lbs.	250'
1/2"	0.815	3,500	14,000	4	13 lbs.	250'

A  
HOSE

B  
VARL-CRIMP  
COUPLINGS

C  
GRIP CRIMP  
COUPLINGS

D  
3 SERIES  
THERMOPLASTIC

E  
QUICK  
COUPLERS

F  
REUSABLES,  
PUSHON, ACCESS,

G  
ADAPTERS

H  
FABRICATION  
EQUIPMENT

J  
THREAD ID  
TECHNICAL

www.couplamatic.com

# BULK HOSE

**A**  
HOSE

**CSI HS8NC 3/8" ID SAE 100R8 NON CON**



**SAE 100R8 No. HS8NC NON-CONDUCTIVE THERMOPLASTIC HYDRAULIC HOSE**

**Applications:** High Pressure Hydraulics, Industrial or Agricultural  
**Cover:** Orange Non-Conductive Polyurethane, Non-Perforated

**Tube:** Nylon

**Reinforcement:** Aramid Braid

**Temperature:** -40F to +212F (-40C to +100C)

**Coupling Series:** 3 Series Thermoplastic pg D1

**B**  
VAR-CRIMP  
COUPLINGS

**C**  
GRIP CRIMP  
COUPLINGS

**D**  
3 SERIES  
THERMOPLASTIC

**E**  
QUICK  
COUPLERS

**F**  
REUSABLE,  
PUSH-ON, ACCESS.

**G**  
ADAPTERS

**H**  
FABRICATION  
EQUIPMENT

**J**  
THREAD ID  
TECHNICAL

www.couplamatic.com

Hose I.D.	Hose O.D.	Working Pressure (Lbs.)	Min. Burst Pressure (Lbs.)	Min. Bend Radius (In.)	Weight Per Hundred Feet	Coil Footage
-----------	-----------	-------------------------	----------------------------	------------------------	-------------------------	--------------

1/4"	0.508	5,000	20,000	2	6 lbs.	250'
3/8"	0.650	4,000	16,000	2.5	8 lbs.	250'
1/2"	0.815	3,500	14,000	4	13 lbs.	250'



**CSI R18 3/8" ID SAE 100R18 3000 PSI**

**SAE 100R18 3000 PSI LOW TEMP No. R18 THERMOPLASTIC HYDRAULIC HOSE**

**Applications:** Medium Pressure Hydraulics, Industrial or Agricultural, Cold Storage and Refrigerated Areas

**Cover:** Black Polyester Elastomer (Non-Stick), Perforated

**Tube:** Polyester Elastomer

**Reinforcement:** Polyester Braid

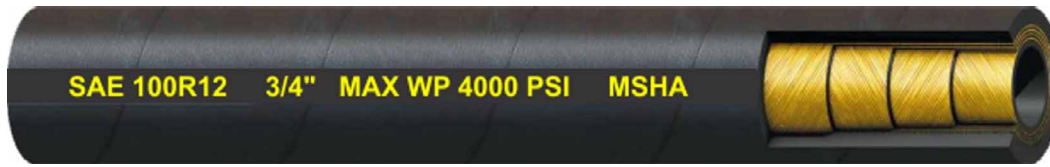
**Temperature:** -70F to +212F (-57C to +100C)

**Coupling Series:** 3 Series Thermoplastic pg D1

Hose I.D.	Hose O.D.	Working Pressure (Lbs.)	Min. Burst Pressure (Lbs.)	Min. Bend Radius (In.)	Weight Per Hundred Feet	Coil Footage
-----------	-----------	-------------------------	----------------------------	------------------------	-------------------------	--------------

1/4"	0.470	3,000	12,000	1.25	6 lbs.	250'
3/8"	0.650	3,000	12,000	2.00	10 lbs.	250'

# BULK HOSE



**A**  
HOSE

## SAE 100R12 (Caterpillar) No. SP580 FOUR SPIRAL HIGH PRESSURE HYDRAULIC HOSE

**Applications:** High Pressure Hydraulics, Industrial or Agricultural  
**Cover:** Abrasion and Flame Resistant Black Cover, MSHA approved  
**Reinforcement:** 4 Spirals  
**Temperature:** -40F to +250F (-40C to +121C)  
**Coupling Series: No Skive:** GW Series pg B33, 4GC Series pg C20

**B**  
VARI-CRIMP  
COUPLINGS

**C**  
GRIP CRIMP  
COUPLINGS

**D**  
3 SERIES  
THERMOPLASTIC

**E**  
QUICK  
COUPLERS

**F**  
REUSABLES,  
PUSHON, ACCESS.

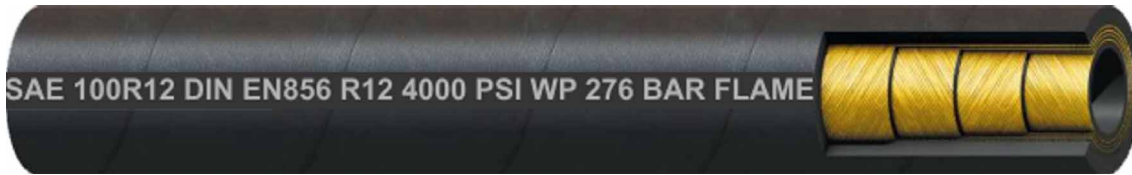
**G**  
ADAPTERS

**H**  
FABRICATION  
EQUIPMENT

**J**  
THREAD ID  
TECHNICAL

www.couplamatic.com

Hose I.D.	Hose O.D.	Working Pressure (Lbs.)	Min. Burst Pressure (Lbs.)	Min. Bend Radius (In.)	Weight Per Hundred Feet	Coil Footage
1/2"	0.935	4,000	16,000	3.5	50 lbs.	50'
5/8"	1.080	4,000	16,000	4.0	70 lbs.	50'
3/4"	1.210	4,000	16,000	4.75	81 lbs.	50'
1"	1.495	4,000	16,000	6	119 lbs.	50'
1-1/4"	1.850	3,000	12,000	8.25	155 lbs.	50'
1-1/2"	2.105	2,500	10,000	10	181 lbs.	50'
2"	2.626	2,500	10,000	12.5	256 lbs.	50'



## SAE 100R12 No. R12 (Previously - RC12B) FOUR SPIRAL HIGH PRESSURE IMPORT HYDRAULIC HOSE

**Applications:** High Pressure Hydraulics, Industrial or Agricultural  
**Cover:** Abrasion and Flame Resistant Black Cover, MSHA Approved, Grey Layline  
**Reinforcement:** 4 High Tensile Steel Spirals  
**Temperature:** -40F to +250F (-40 to +121C)  
**Coupling Series: No Skive:** GW Series pg B33, 4GC Series pg C20  
 \*Reduced Bend Radius\*

Hose I.D.	Hose O.D.	Working Pressure (Lbs.)	Min. Burst Pressure (Lbs.)	Min. Bend Radius (In.)	Weight Per Hundred Feet	Coil Footage
1-1/4"	1.850	3,000	12,000	8.25	194 lbs.	Bulk
1-1/2"	2.106	2,500	10,000	10	229 lbs.	Bulk
2"	2.626	2,500	10,000	12.5	317 lbs.	Bulk

See CS-Flex 4 for sizes 1/2" to 1" Page A-19

# BULK HOSE

**A**  
HOSE



**B**  
VAR-CRIMP  
COUPLINGS

**CS-FLEX 4 MEETS AND EXCEEDS 100R12 No. CS-FLEX 4  
FOUR SPIRAL HIGH PRESSURE  
IMPORT HYDRAULIC HOSE  
ISO 18752**

**C**  
GRIP CRIMP  
COUPLINGS

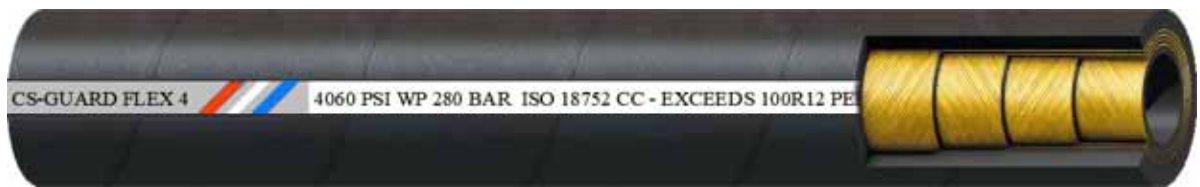
**Applications:** High Pressure Hydraulics, Industrial or Agricultural  
**Cover:** Abrasion and Flame Resistant Black Cover, MSHA Approved  
**Reinforcement:** 4 High Tensile Steel Spirals  
**Temperature:** -40F to +250F (-40 to +121C)  
**Coupling Series: No Skive:** GW Series pg B33, 4GC Series (1/2" to 1-1/2") pg C20  
**\*\*Reduced Bend Radius and Higher Working Pressures\*\***

**D**  
3 SERIES  
THERMOPLASTIC

Hose I.D.	Hose O.D.	Working Pressure (Lbs.)	Min. Burst Pressure (Lbs.)	Min. Bend Radius (In.)	Weight Per Hundred Feet	Coil Footage
1/2"	0.937	4,060	16,240	3.5	56 lbs.	Bulk
5/8"	1.100	4,060	16,240	4	76 lbs.	Bulk
3/4"	1.208	4,060	16,240	4.75	95 lbs.	Bulk
1"	1.496	4,060	16,240	6	131 lbs.	Bulk
1-1/4"	1.790	4,060	16,240	8.25	154 lbs.	Bulk
1-1/2"	2.100	4,060	16,240	10	219 lbs.	Bulk
2"	2.680	4,060	16,240	15.5	297 lbs.	Bulk

**E**  
QUICK  
COUPLERS

**F**  
REUSABLES  
PUSHON, ACCESS.



**G**  
ADAPTERS

**CS GUARD-FLEX 4 MEETS AND EXCEEDS 100R12 No. CS-GUARD FLEX 4  
FOUR SPIRAL HIGH PRESSURE IMPORT HYDRAULIC HOSE  
SAE J1942 U.S.C.G Accepted Hydraulic Only**

**H**  
FABRICATION  
EQUIPMENT

**Applications:** High Pressure Hydraulics, Industrial or Agricultural  
**Cover:** Abrasion and Flame Resistant Black Cover, MSHA Approved  
**Reinforcement:** 4 High Tensile Steel Spirals  
**Temperature:** -40F to +250F (-40 to +121C)  
**Coupling Series: No Skive:** GW Series pg B33,  
**\*\*Reduced Bend Radius and Higher Working Pressures\*\***

*Coming Soon!  
3rd Quarter  
2025*

**J**  
THREAD ID  
TECHNICAL

Hose I.D.	Hose O.D.	Working Pressure (Lbs.)	Min. Burst Pressure (Lbs.)	Min. Bend Radius (In.)	Weight Per Hundred Feet	Coil Footage
1/2"	0.937	4,060	16,240	3.5	56 lbs.	Bulk
5/8"	1.100	4,060	16,240	4	76 lbs.	Bulk
3/4"	1.208	4,060	16,240	4.75	95 lbs.	Bulk
1"	1.496	4,060	16,240	6	131 lbs.	Bulk
1-1/4"	1.790	4,060	16,240	8.25	154 lbs.	Bulk
1-1/2"	2.100	4,060	16,240	10	219 lbs.	Bulk
2"	2.680	4,060	16,240	15.5	297 lbs.	Bulk

www.couplamatic.com

# BULK HOSE



## DURA-HYD EX SUPER ABRASION RESISTANT SAE 100R12 No. DHEXR12 FOUR SPIRAL HIGH PRESSURE IMPORT HYDRAULIC HOSE

**Applications:** High Pressure Hydraulics, Industrial or Agricultural  
**Cover:** Flame Resistant Bi-Layer, SUPER Abrasion Resistant, MSHA  
**Reinforcement:** 4 High Tensile Steel Spirals  
**Temperature:** -40F to +250F (-40 to +121C)  
**Coupling Series:** No Skive: GW Series pg B33, 4GC Series pg C20

Hose I.D.	Hose O.D.	Working Pressure (Lbs.)	Min. Burst Pressure (Lbs.)	Min. Bend Radius (In.)	Weight Per Hundred Feet	Coil Footage
1/2"	0.937	4,000	16,000	3.5	56 lbs.	Bulk
3/4"	1.208	4,000	16,000	4.8	95 lbs.	Bulk
1"	1.496	4,000	16,000	6	131 lbs.	Bulk
1-1/4"	1.850	3,000	12,000	16.5	194 lbs.	Bulk
1-1/2"	2.106	2,500	10,000	20	229 lbs.	Bulk
2"	2.626	2,500	10,000	25	317 lbs.	Bulk



## CS-FLEX 5 MEETS AND EXCEEDS SAE 100R13 No. CS-FLEX 5 FOUR SPIRAL HIGH PRESSURE IMPORT HYDRAULIC HOSE ISO 18752

**Applications:** High Pressure Hydraulics, Industrial or Agricultural  
**Cover:** Abrasion and Flame Resistant Black Cover, MSHA Approved  
**Reinforcement:** 4 (1/2" - 1-1/2") or 6 (2") High Tensile Steel Spirals  
**Temperature:** -40F to +250F (-40C to +121C)  
**Coupling Series:** No Skive: GW Series (1/2" to 1-1/4") pg B33, 4GC Series (1/2" to 1-1/4") pg C20, 4SH Series (1-1/4" and 1-1/2") pg C36 6GC Series (2") pg C30  
**\*\*Reduced Bend Radius and Higher Working Pressures\*\***

Hose I.D.	Hose O.D.	Working Pressure (Lbs.)	Min. Burst Pressure (Lbs.)	Min. Bend Radius (In.)	Weight Per Hundred Feet	Coil Footage	Coupling Series
1/2"	0.905	5,500	22,000	3.5	52	Bulk	GW,4GC
3/4"	1.200	5,500	22,000	4.7	89	Bulk	GW,4GC
1"	1.480	5,000	20,000	7	119	Bulk	GW,4GC
1-1/4"	1.810	5,000	20,000	11	171	Bulk	GW,4GC, 4SH
1-1/2"	2.060	5,075	20,300	10	180	Bulk	4SH
2"	2.780	5,075	20,300	14	380	Bulk	6GC

A  
HOSE

B  
VARI-CRIMP  
COUPLINGS

C  
GRIP CRIMP  
COUPLINGS

D  
3 SERIES  
THERMOPLASTIC

E  
QUICK  
COUPLERS

F  
REUSABLES,  
PUSHON, ACCESS.

G  
ADAPTERS

H  
FABRICATION  
EQUIPMENT

J  
THREAD ID  
TECHNICAL

www.couplamatic.com

# BULK HOSE

**A**  
HOSE



**B**  
VAR-CRIMP  
COUPLINGS

## SAE 100R13 No. R13 (Previously - RC13) MULTISPIRAL EXTRA HIGH PRESSURE IMPORT HYDRAULIC HOSE

**Applications:** Very High Pressure Hydraulics, Industrial or Agricultural  
**Cover:** Abrasion and Flame Resistant Black Cover, MSHA Approved, Red Layline

**Reinforcement:** 4 or 6 High Tensile Steel Spirals  
**Temperature:** -40F to +250F (-40C to +121C)

**Couplings:** Skive: SX Series pg B39, No Skive: 6GC Series pg C30

**C**  
GRIP CRIMP  
COUPLINGS

**D**  
3 SERIES  
THERMOPLASTIC

Hose I.D.	Hose O.D.	Working Pressure (Lbs.)	Min. Burst Pressure (Lbs.)	Min. Bend Radius (In.)	Weight Per Hundred Feet	Coil Footage
3/4"	1.260	5,000	20,000	9.5	121 lbs.	Bulk
1"	1.515	5,000	20,000	12	153 lbs.	Bulk
1-1/4"	1.940	5,000	20,000	16.5	288 lbs.	Bulk
1-1/2"	2.255	5,000	20,000	20	361 lbs.	Bulk
2"	2.820	5,000	20,000	25	471 lbs.	Bulk

**E**  
QUICK  
COUPLERS

**F**  
REUSABLES  
PUSHON, ACCESS.



**G**  
ADAPTERS

## DURA-HYD EX SUPER ABRASION RESISTANT SAE 100R13 No. DHEXR13 MULTISPIRAL EXTRA HIGH PRESSURE IMPORT HYDRAULIC HOSE

**Applications:** Very High Pressure Hydraulics, Industrial or Agricultural  
**Cover:** Flame Resistant Bi-Layer, SUPER Abrasion Resistant, MSHA

**Reinforcement:** 4 or 6 High Tensile Steel Spirals  
**Temperature:** -40F to +250F (-40C to +121C)

**Couplings:** Skive: SX Series pg B39, No Skive: 6GC Series pg C28

**H**  
FABRICATION  
EQUIPMENT

Hose I.D.	Hose O.D.	Working Pressure (Lbs.)	Min. Burst Pressure (Lbs.)	Min. Bend Radius (In.)	Weight Per Hundred Feet	Coil Footage
3/4"	1.260	5,000	20,000	9.5	121 lbs.	Bulk
1"	1.515	5,000	20,000	12	153 lbs.	Bulk
1-1/4"	1.940	5,000	20,000	16.5	288 lbs.	Bulk
1-1/2"	2.255	5,000	20,000	20	361 lbs.	Bulk
2"	2.820	5,000	20,000	25	471 lbs.	Bulk

**J**  
THREAD ID  
TECHNICAL

www.couplamatic.com



# BULK HOSE



## CS-FLEX 6 MEETS AND EXCEEDS SAE 100R15 No. CS-FLEX 6 FOUR SPIRAL HIGH PRESSURE IMPORT HYDRAULIC HOSE ISO 18752

**Applications:** High Pressure Hydraulics, Industrial or Agricultural  
**Cover:** Abrasion and Flame Resistant Black Cover, MSHA Approved  
**Reinforcement:** 4 (1/2" - 1") or 6 (1-1/4"-2") High Tensile Steel Spirals  
**Temperature:** -40F to +250F (-40C to +121C)  
**Coupling Series: No Skive:** GW Series (1/2" - 1") pg B29, 4GC Series (1/2" - 1") pg C20,  
 6GC Series (1-1/4" - 1-1/2") pg C30

**\*\*Reduced Bend Radius and Higher Working Pressures\*\***

Hose I.D.	Working Hose O.D.	Min. Burst Pressure (Lbs.)	Pressure (Lbs.)	Min. Bend Radius (In.)	Weight Per Hundred Feet	Coil Footage	Coupling Series
1/2"	0.900	6,090	24,360	3.6	53	Bulk	GW,4GC
3/4"	1.210	6,090	24,360	4.7	98	Bulk	GW,4GC
1"	1.475	6,090	24,360	7.0	130	Bulk	GW,4GC
1-1/4"	1.920	6,090	24,360	10.3	212	Bulk	6GC
1-1/2"	2.210	6,090	24,360	12.2	295	Bulk	6GC
2"	Coming Soon!		Coming Soon!		Coming Soon!		

**A**  
HOSE

**B**  
VARI-CRIMP  
COUPLINGS

**C**  
GRIP CRIMP  
COUPLINGS

**D**  
3 SERIES  
THERMOPLASTIC

**E**  
QUICK  
COUPLERS

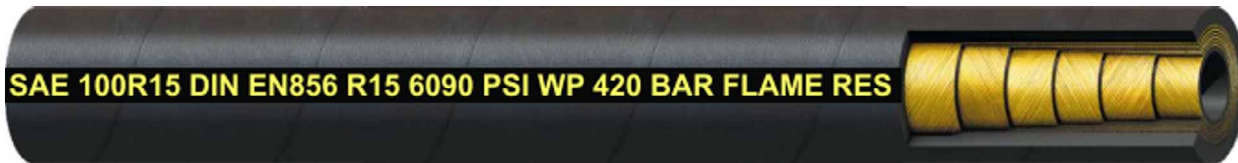
**F**  
REUSABLES,  
PUSHON, ACCESS.

**G**  
ADAPTERS

**H**  
FABRICATION  
EQUIPMENT

**J**  
THREAID  
TECHNICAL

www.couplamatic.com



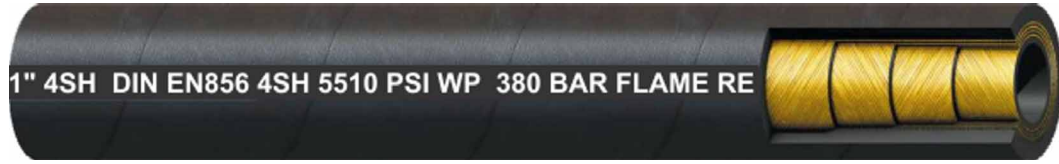
## SAE 100R15 No. R15 (Previously - RC15) MULTISPIRAL EXTREME PRESSURE IMPORT HYDRAULIC HOSE

**Applications:** Very High Pressure Hydraulics, Industrial or Agricultural  
**Cover:** Abrasion and Flame Resistant Black Cover, MSHA Approved, Yellow Layline  
**Reinforcement:** 4 or 6 High Tensile Steel Spirals  
**Temperature:** -40F to +250F (-40C to +121C)  
**Coupling Series: No Skive:** 6GC Series pg C30

Hose I.D.	Hose O.D.	Working Pressure (Lbs.)	Min. Burst Pressure (Lbs.)	Min. Bend Radius (In.)	Weight Per Hundred Feet	Coil Footage
3/4"	1.260	6,090	24,360	10.5	114 lbs.	Bulk
1"	1.515	6,090	24,360	13	153 lbs.	Bulk
1-1/4"	1.940	6,090	24,360	17.5	288 lbs.	Bulk
1-1/2"	2.255	6,090	24,360	21	360 lbs.	Bulk

# BULK HOSE

**A**  
HOSE



**B**  
VAR-CRIMP  
COUPLINGS

## 4SH (EN856) No. 4SH FOUR SPIRAL EXTRA HIGH PRESSURE IMPORT HYDRAULIC HOSE

**Applications:** Very High Pressure Hydraulics, Industrial or Agricultural  
**Cover:** Abrasion and Flame Resistant Black Cover, MSHA Approved, White Layline

**Reinforcement:** 4 High Tensile Steel Spirals

**Temperature:** -40F to +212F (-40C to +100C)

**Coupling Series: No Skive:** 6GC Series (5/8, 3/4, & 1) pg C30, 4SH Series (1-1/4 & 1-1/2) pg C36

**C**  
GRIP CRIMP  
COUPLINGS

**D**  
3 SERIES  
THERMOPLASTIC

**E**  
QUICK  
COUPLERS

**F**  
REUSABLES,  
PUSHON, ACCESS.

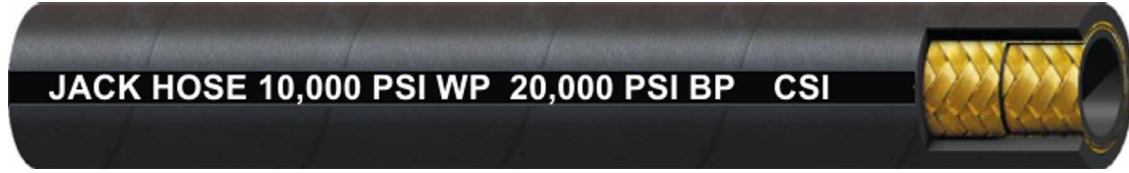
**G**  
ADAPTERS

**H**  
FABRICATION  
EQUIPMENT

**J**  
THREAD ID  
TECHNICAL

www.couplamatic.com

Hose I.D.	Hose O.D.	Working Pressure (Lbs.)	Min. Burst Pressure (Lbs.)	Min. Bend Radius (In.)	Weight Per Hundred Feet	Coil Footage
5/8"	1.130	6,090	24,360	9.5	97 lbs.	Bulk
3/4"	1.268	6,090	24,360	11	112 lbs.	Bulk
1"	1.523	5,510	22,040	13.5	131 lbs.	Bulk
1-1/4"	1.791	5,075	20,300	18	181 lbs.	Bulk
1-1/2"	2.085	4,205	16,820	22	241 lbs.	Bulk
2"	Discontinued. Please see CS Flex 4 for 2" 4000 PSI Spiral hose.					



## HYDRAULIC JACK HOSE No. JH2 2-WIRE HYDRAULIC HOSE Two Wire Braid

**Applications:** High Pressure Hydraulic Jacking Applications

**Cover:** Abrasion and Flame Resistant Cover

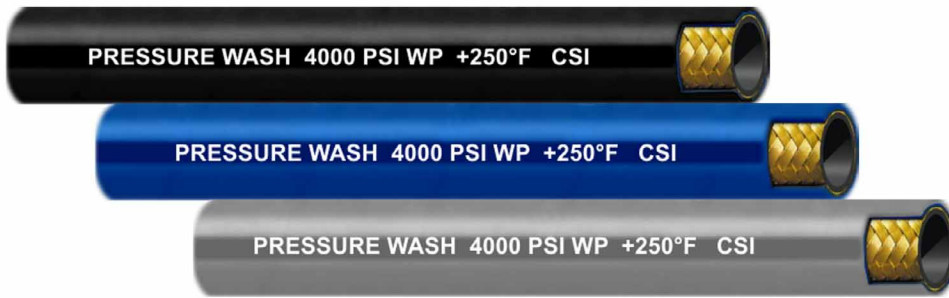
**Reinforcement:** Two Wire Braids - 2:1 Design Factor

**Temperature:** -40F to +212F (-40C to +100C)

**Coupling Series:** Grip Crimp (NPTF Male Solid Only) pg C1, A Series (NPTF Male Solid Only) pg B18  
**Spring Guards** pg F6 and **Warning Labels** pg F9

Hose I.D.	Hose O.D.	Working Pressure (Lbs.)	Min. Burst Pressure (Lbs.)	Min. Bend Radius (In.)	Weight Per Hundred Feet	Reel Footage
1/4"	0.593	10,000	20,000	3.2	24 lbs.	500'
3/8"	0.750	10,000	20,000	3.8	34 lbs.	400'

# BULK HOSE



**A**  
HOSE

**B**  
VARI-CRIMP  
COUPLINGS

**C**  
GRIP CRIMP  
COUPLINGS

**D**  
3 SERIES  
THERMOPLASTIC

## 1-WIRE PRESSURE WASH HOSE IMPORT SMOOTH THIN COVER ONE WIRE BRAID

**Applications:** Medium Pressure, Pressure Wash

**Cover:** **Blue** Smooth, Non-Marking, Abrasion and Weather Resistant (**PW4000BLU**)  
**Grey** Smooth, Non-Marking, Abrasion and Weather Resistant (3/8" Only) (**PW4000GRY**)  
**Black** Smooth, Abrasion and Weather Resistant (**PW4000**)

**Reinforcement:** One Wire Braid

**Temperature:** -40F to +250F (-40C to +121C)

**Coupling Series:** Grip Crimp Pressure Wash Bite to the Wire pg C19, A Series pg B18, Grip-Crimp pg C1  
**Pressure Wash Grips** pg F9 **Pressure Wash Quick Couplers** pg E10

Hose I.D.	Hose O.D.	Working Pressure (Lbs.)	Min. Burst Pressure (Lbs.)	Min. Bend Radius (In.)	Weight Per Hundred Feet	Reel Footage
1/4"	0.480	4,000	14,500	3	12 lbs.	600'
3/8"	0.610	4,000	14,500	4	18 lbs.	600'
1/2"	0.748	4,000	14,500	5	23 lbs.	450'

**1/2" Available 3rd Quarter 2025**

**E**  
QUICK  
COUPLERS



**F**  
REUSABLES,  
PUSHON, ACCESS,

**G**  
ADAPTERS

## 2-WIRE PRESSURE WASH HOSE IMPORT THIN COVER TWO WIRE BRAID

**Applications:** High Pressure, Pressure Wash Hose

**Cover:** **Blue** Smooth, Non-Marking, Abrasion and Weather Resistant (**PW6000BLU**)  
**Grey** Smooth, Non-Marking, Abrasion and Weather Resistant (3/8" Only) (**PW6000GRY**)  
**Black** Smooth, Abrasion and Weather Resistant (**PW6000**)

**Reinforcement:** Two Wire Braids

**Temperature:** -40F to +250F (-40C to +121C)

**Coupling Series:** Grip Crimp Pressure Wash Bite to the Wire pg C19, A Series pg B18, Grip-Crimp pg C1  
**Pressure Wash Grips** pg F9 **Pressure Wash Quick Couplers** pg E10

Hose I.D.	Hose O.D.	Working Pressure (Lbs.)	Min. Burst Pressure (Lbs.)	Min. Bend Radius (In.)	Weight Per Hundred Feet	Reel Footage
3/8"	0.675	6,000	23,200	4	29 lbs.	600'
1/2"	0.815	6,000	23,200	5	39 lbs.	400'

**1/2" Available 3rd Quarter 2025**

**H**  
FABRICATION  
EQUIPMENT

**J**  
THREAD ID  
TECHNICAL

www.couplamatic.com

# BULK HOSE

**A**  
HOSE



**B**  
VAR-CRIMP  
COUPLINGS

**C**  
GRIP CRIMP  
COUPLINGS

**D**  
3 SERIES  
THERMOPLASTIC

**E**  
QUICK  
COUPLERS

**F**  
REUSABLES  
PUSHON, ACCESS.

**G**  
ADAPTERS

**H**  
FABRICATION  
EQUIPMENT

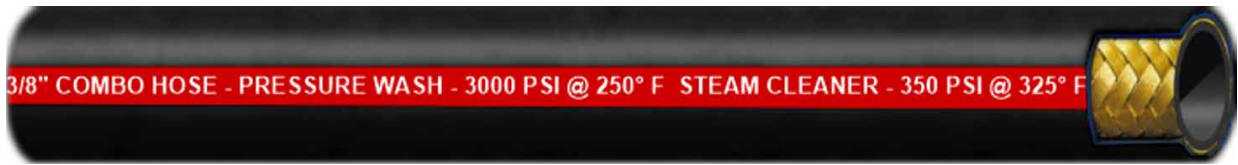
**J**  
THREAD ID  
TECHNICAL

www.couplamatic.com

## 1-WIRE PRESSURE WASH HOSE IMPORT SMOOTH THIN COVER ONE WIRE BRAID

**Applications:** Medium Pressure, Pressure Wash  
**Cover:** Yellow Smooth, Non-Marking, Abrasion and Animal Fat Resistant (PW3000YLW)  
**Reinforcement:** One Wire Braid  
**Temperature:** -40F to +250F (-40C to +121C)  
**Coupling Series:** Grip Crimp Pressure Wash Bite to the Wire pg C19,  
 Pressure Wash Grips pg F9    **Pressure Wash Quick Couplers** pg E10

Hose I.D.	Hose O.D.	Working Pressure (Lbs.)	Min. Burst Pressure (Lbs.)	Min. Bend Radius (In.)	Weight Per Hundred Feet	Reel Footage
3/8"	0.685	3,000	12,000	3	24 lbs.	600'
50' & 100' Cut Lengths Also Available						



## 2-WIRE PRESSURE WASH/STEAM CLEAN HOSE IMPORT THIN COVER ONE WIRE BRAID

**Applications:** Medium Pressure, Pressure Wash Hose/Steam Clean Hose  
**Cover:** Black Smooth, Abrasion and Weather Resistant (3/8 PWC3000 & 1/2 PWC2500)  
**Reinforcement:** One Wire Braid  
**Temperature:** -40F to +250F (-40C to +121C) Pressure Wash  
 Max +325F (+162C) at Max 350 PSI Steam Clean  
**Coupling Series:** 3/8" Grip Crimp Pressure Wash Bite to the Wire pg C19, 1/2" Grip-Crimp pg C1  
 Pressure Wash Grips pg F9    **Pressure Wash Quick Couplers** pg E10

Hose I.D.	Hose O.D.	Working Pressure (Lbs.)	Min. Burst Pressure (Lbs.)	Min. Bend Radius (In.)	Weight Per Hundred Feet	Reel Footage
3/8"	0.695	3,000	12,000	5	25 lbs.	600'
1/2"	0.855	2,500	10,000	8	31 lbs.	400'
50' & 100' Cut Lengths Also Available						

# BULK HOSE



## PRESSURE WASH HOSE ASSEMBLIES IMPORT SMOOTH THIN COVER

**Applications:** Medium or High Pressure, Pressure Wash Hose

**Cover:** **Blue** Smooth, Non-Marking, Abrasion and Weather Resistant,

**Grey** Smooth, Non-Marking, Abrasion and Weather Resistant, or **Black** Smooth, Abrasion and Weather Resistant

**Reinforcement:** One or Two Wire Braids

**Temperature:** -40F to +250F (-40C to +121C)

**A**  
HOSE

**B**  
VARL-CRIMP  
COUPLINGS

**C**  
GRIP CRIMP  
COUPLINGS

**D**  
3 SERIES  
THERMOPLASTIC

**E**  
QUICK  
COUPLERS

**F**  
REUSABLES,  
PUSH-ON,  
ACCESS.

**G**  
ADAPTERS

**H**  
FABRICATION  
EQUIPMENT

**J**  
THREAD ID  
TECHNICAL

www.couplamatic.com

Hose I.D.	Working Pressure	Assembly Length	Coupling # 1	Coupling # 2	Blue Part #	Black Part #	Grey Part #
1/4"	4000 psi	50'	1/4" NPTF	1/4" NPTF Swivel	PW4450BLU	PW4450	
1/4"	4000 psi	100'	1/4" NPTF	1/4" NPTF Swivel	PW44100BLU		
3/8"	4000 psi	50'	3/8" NPTF	3/8" NPTF Swivel	PW6450BLU	PW6450	PW6450GRY
3/8"	4000 psi	100'	3/8" NPTF	3/8" NPTF Swivel	PW64100BLU	PW64100	PW64100GRY
3/8"	6000 psi	50'	3/8" NPTF	3/8" NPTF Swivel	PW6650BLU	PW6650	PW6650GRY
3/8"	6000 psi	100'	3/8" NPTF	3/8" NPTF Swivel	PW66100BLU	PW66100	PW66100GRY



## PRESSURE WASH HOSE ASSEMBLIES IMPORT WRAPPED THIN COVER

**Applications:** Medium or High Pressure, Pressure Wash Hose

**Cover:** **Black** Wrapped, Abrasion and Weather Resistant

**Reinforcement:** One or Two Wire Braids

**Temperature:** -40F to +250F (-40C to +121C)



Hose I.D.	Working Pressure	Assembly Length	Coupling # 1	Coupling # 2	Black Part #	Cut Length Hose Only #
3/8"	4000 psi	50'	3/8" NPTF	3/8" NPTF Swivel	FCS6450	FCSPW4-50 3/8
3/8"	4000 psi	100'	3/8" NPTF	3/8" NPTF Swivel	FCS64100	FCSPW4-100 3/8
3/8"	6000 psi	50'	3/8" NPTF	3/8" NPTF Swivel	FCS6650	FCSPW6-50 3/8
3/8"	6000 psi	100'	3/8" NPTF	3/8" NPTF Swivel	FCS66100	FCSPW6-100 3/8

Cut lengths of hose only available in 50' and 100' lengths.

# BULK HOSE



**A**  
HOSE

**B**  
VARI-CRIMP  
COUPLINGS

**C**  
GRIP CRIMP  
COUPLINGS

**D**  
3 SERIES  
THERMOPLASTIC

**E**  
QUICK  
COUPLERS

**F**  
REUSABLES  
PUSHON, ACCESS.

**G**  
ADAPTERS

**H**  
FABRICATION  
EQUIPMENT

**J**  
THREAD ID  
TECHNICAL

## SAE 100R14 No. TR14 PTFE HYDRAULIC HOSE

**Applications:** Fuel, Lubricant, Steam, Hydraulic, & Compressed Gas

**Cover:** 304 Stainless Braid

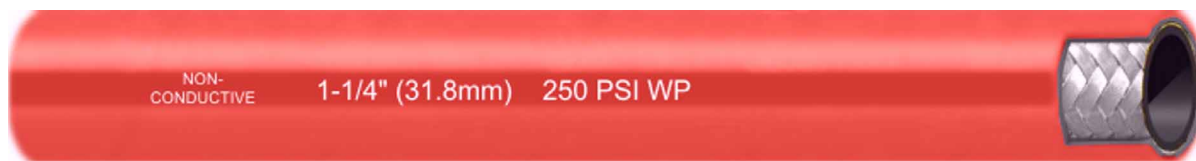
**Reinforcement:** One (3/16"-3/4") or Two (1") Stainless Braids

**Temperature:** -65F to +400F (-54C to +204C), -100F to +500F (-73C to +260 C) Intermittent

**Coupling Series:** T Series pg B48

Hose I.D.	Hose O.D.	Working Pressure (Lbs.)	Min. Burst Pressure (Lbs.)	Min. Bend Radius (In.)	Weight Per Hundred Feet	Coil Footage
3/16"	.312	3000	12000	2.0	5 lbs	Bulk
1/4"	.375	3000	12000	3.0	7 lbs	Bulk
5/16"	.445	2500	10000	4.0	11 lbs	Bulk
3/8"	.503	2250	9000	4.5	12 lbs	Bulk
1/2"	.648	1500	6000	6.5	15 lbs	Bulk
3/4"	.886	1100	4400	8.2	20 lbs	Bulk
1"	1.135	900	3600	10.0	30 lbs	Bulk

Working pressure and Burst Pressure rated at room temperature.



## HYDRAULIC RETURN LINE HOSE - DOMESTIC

### No. 3284H

**Applications:** Hydraulic Return Line

**Cover:** Rubber (Red)

**Reinforcement:** Two Fiber Braid

**Temperature:** -40F to +200F (-40 to +96C)

**Coupling Series:** Band Stems pg F5, Vari-Crimp (1/2 - 1-1/4) pg B1

\*Cut lengths available\*

Hose I.D.	Hose O.D.	Working Pressure (Lbs.)	Min. Burst Pressure (Lbs.)	Min. Bend Radius (In.)	Weight Per Hundred Feet	Reel Footage
1/2"	0.875	300	---	7.5	24 lbs.	500'
3/4"	1.156	300	---	11.5	41 lbs.	500'
1"	1.437	300	---	14	62 lbs.	450'
1-1/4"	1.781	300	---	18.5	84 lbs.	400'
1-1/2"	2.031	300	---	22	104 lbs.	300'

www.couplamatic.com

# BULK HOSE



**A**  
HOSE

**B**  
VARI-CRIMP  
COUPLINGS

**C**  
GRIP CRIMP  
COUPLINGS

**D**  
3 SERIES  
THERMOPLASTIC

**E**  
QUICK  
COUPLERS

**F**  
REUSABLES,  
PUSH-ON, ACCESS.

**G**  
ADAPTERS

**H**  
FABRICATION  
EQUIPMENT

**J**  
THREADED  
TECHNICAL

www.couplamatic.com

## REFRIGERANT HOSE R12 & R134A COMPATIBLE No. F204

**Applications:** Air Conditioning, Refrigerant

**Cover:** Rubber

**Reinforcement:** Two Fiber Braid, Internal Nylon Barrier

**Temperature:** -22F to +257F (-30C to +125C)

\*Cut lengths available\*

Hose I.D.	Hose O.D.	Working Pressure (Lbs.)	Min. Burst Pressure (Lbs.)	Min. Bend Radius (In.)	Weight Per Hundred Feet	Reel Footage
5/16" (#6)	0.750	500	2,000	4	20 lbs.	825'
13/32" (#8)	0.910	500	2,000	5	28 lbs.	725'
1/2" (#10)	1.000	500	2,000	5	33 lbs.	700'
5/8" (#12)	1.130	350	1,750	6	38 lbs.	525'



## RUBBER COVERED PUSH-ON HOSE No. 025H

**Applications:** Low Pressure

**Cover:** Black Oil Resistant Rubber

**Reinforcement:** One Fiber Braid

**Temperature:** -40 to +190F (-40 to +88C)

**Coupling Series:** Brass Push-On Couplings pg F4, Vari-Crimp pg B1

\*Cut lengths available. 100' minimum 10% Premium\*

Hose I.D.	Hose O.D.	Working Pressure (Lbs.)	Min. Burst Pressure (Lbs.)	Min. Bend Radius (In.)	Weight Per Hundred Feet	Coil Footage
1/4"	0.500	300	1,200	2.5	9 lbs.	500'
3/8"	0.640	300	1,200	3	11 lbs.	500'
1/2"	0.750	300	1,200	5	13 lbs.	500'
5/8"	0.910	300	1,200	6	19 lbs.	500'
3/4"	1.031	300	1,200	7	21 lbs.	500'

# BULK HOSE

**A**  
HOSE



NON-CONDUCTIVE 3/8 300 PSI WP FLAME RESISTANT

**B**  
VARI-CRIMP  
COUPLINGS

## BLUE RUBBER COVERED PUSH-ON HOSE No. 024H

**Applications:** Low Pressure

**Cover:** Blue Oil Resistant Rubber

**Reinforcement:** One Fiber Braid

**Temperature:** -40 to +190F (-40 to +88C)

**Coupling Series:** Brass Push-On Couplings pg F4, Vari-Crimp pg B1

\*Cut lengths available. 100' minimum 10% Premium\*

**C**  
GRIP CRIMP  
COUPLINGS

**D**  
3 SERIES  
THERMOPLASTIC

**E**  
QUICK  
COUPLERS

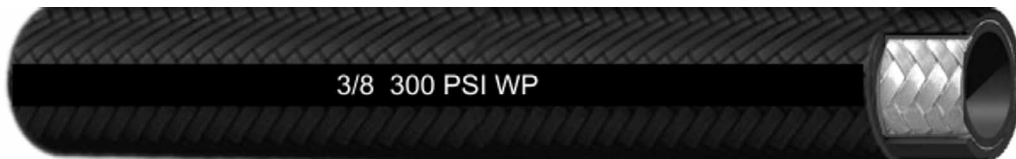
**F**  
REUSABLE,  
PUSH-ON, ACCESS.

**G**  
ADAPTERS

**H**  
FABRICATION  
EQUIPMENT

**J**  
THREAD ID  
TECHNICAL

www.couplamatic.com



3/8 300 PSI WP

## TEXTILE COVERED PUSH-ON HOSE No. 026H

**Applications:** Low Pressure

**Cover:** Oil and Mildew Resistant Textile

**Reinforcement:** One Fiber Braid

**Temperature:** -40 to +200F (-40 to +96C)

**Coupling Series:** Brass Push-On Couplings pg F4, Vari-Crimp pg B1


\*Cut lengths available. 100' minimum 10% Premium\*

Hose I.D.	Hose O.D.	Working Pressure (Lbs.)	Min. Burst Pressure (Lbs.)	Min. Bend Radius (In.)	Weight Per Hundred Feet	Coil Footage
1/4"	0.500	300	1,200	2.5	9 lbs.	500'
3/8"	0.640	300	1,200	3	11 lbs.	500'
1/2"	0.750	300	1,200	5	13 lbs.	500'
5/8"	0.910	300	1,200	6	19 lbs.	500'
3/4"	1.031	300	1,200	7	21 lbs.	500'

Hose I.D.	Hose O.D.	Working Pressure (Lbs.)	Min. Burst Pressure (Lbs.)	Min. Bend Radius (In.)	Weight Per Hundred Feet	Reel Footage
1/4"	0.500	300	1,200	2.5	7 lbs.	500'
3/8"	0.640	300	1,200	3	10 lbs.	500'
1/2"	0.750	300	1,200	5	12 lbs.	500'
5/8"	0.910	300	1,200	6	19 lbs.	500'
3/4"	1.031	300	1,200	7	21 lbs.	500'



# BULK HOSE



DOT CT AIR BRAKE 10mm (3/8") SAE J1402 A

**A**  
HOSE

## AIR BRAKE HOSE SAE J1402 TYPE A DOT FMVSS 106 **No. J1402A**

**Applications:** Air Brake

**Cover:** Rubber

**Reinforcement:** 4 Spiral Polyester

**Temperature:** -40 to +200F (-40 to +96C)

\*Cut lengths available. 100' minimum - 10% Premium\*

**B**  
VARL-CRIMP  
COUPLINGS

**C**  
GRIP CRIMP  
COUPLINGS

**D**  
3 SERIES  
THERMOPLASTIC

Hose I.D.	Hose O.D.	Working Pressure (Lbs.)	Min. Burst Pressure (Lbs.)	Min. Bend Radius (In.)	Weight Per Hundred Feet	Reel Footage
3/8"	0.750	225	900	3.5	20 lbs.	500'



/// CSI JH300R - JACKHAMMER - 3/4" (19.1MM) - 300 PSI WP ///

**E**  
QUICK  
COUPLERS

**F**  
REUSABLES,  
PUSHON, ACCESS.

## JACKHAMMER COMPRESSED AIR HOSE HOSE **No. JH300R**

**Applications:** Heavy Duty Air Supply

**Cover:** Red ozone and weather resistant EPDM

**Tube:** ARPM Class B oil resistance

**Reinforcement:** Textile Spiral

**Temperature:** -30 to +212F (-34 to +100C)

**Coupling Series:** Universal Two Lug Coupling (See below)

\*50' Cut lengths\*

*Coming Soon!  
2nd Quarter  
2025*

**G**  
ADAPTERS

**H**  
FABRICATION  
EQUIPMENT

**J**  
THREAD ID  
TECHNICAL

Hose I.D.	Hose O.D.	Working Pressure (Lbs.)	Min. Burst Pressure (Lbs.)	Min. Bend Radius (In.)	Weight Per Hundred Feet	Coil Footage
3/4"	1.13	300	1,200	4.5	37 lbs.	50'



**Part No. 3/4 JH UNI**

3/4 Universal coupler with seal and one safety pin.



**Part No. 3/4 JHR-50**

3/4 Jackhammer assembly, 50' long, universal coupler each end.

www.couplamatic.com

# BULK HOSE

**A**  
HOSE



**B**  
VARI-CRIMP  
COUPLINGS

## RED MULTIPURPOSE HOSE HOSE No. MP-R

**Applications:** Low Pressure air and water, oil resistant applications.  
**Cover:** Red ARPM Class B Oil Resistant, Non-Conductive weather resistant NVC  
**Tube:** ARPM Class A oil resistance  
**Reinforcement:** Textile Spiral  
**Temperature:** -30 to +212F (-34 to +100C)  
**Coupling Series:** Vari-Crimp (1/4-1-1/4) pg B1,  
 \*Cut lengths available in 1-1/4 and 1-1/2. 100' minimum 10% Premium\*

*Coming Soon!  
3rd Quarter  
2025*

**C**  
GRIP CRIMP  
COUPLINGS

**D**  
3 SERIES  
THERMOPLASTIC

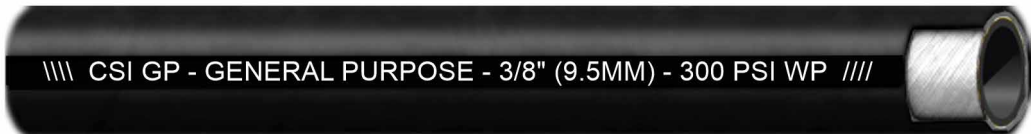
**E**  
QUICK  
COUPLERS

Hose I.D.	Hose O.D.	Working Pressure (Lbs.)	Min. Burst Pressure (Lbs.)	Min. Bend Radius (In.)	Weight Per Hundred Feet	Reel Footage
1/4"	0.49	300	1,200	1.5	8 lbs.	500'
3/8"	0.65	300	1,200	2.3	13 lbs.	500'
1/2"	0.81	300	1,200	3.0	18 lbs.	500'
5/8"	0.94	300	1,200	3.8	22 lbs.	500'
3/4"	1.11	300	1,200	4.5	30 lbs.	500'
1"	1.43	300	1,200	6.0	47 lbs.	450'
1-1/4"	1.72	250	1,000	7.5	67 lbs.	400'
1-1/2"	1.97	250	1,000	9.0	78 lbs.	300'

**F**  
REUSABLES  
PUSHON, ACCESS.



**G**  
ADAPTERS



**H**  
FABRICATION  
EQUIPMENT

## GENERAL PURPOSE HOSE HOSE No. GP-B (Black) / GP-R (Red)

**Applications:** Low pressure air and water  
**Cover:** Black (GP-B) or Red (GP-R) weather and abrasion resistant EPDM  
**Reinforcement:** Textile Spiral  
**Temperature:** -40 to +212F (-40 to +100C)  
**Coupling Series:** Vari-Crimp (1/4-1-1/4) pg B1,  
 \*Cut lengths available in 1-1/4 and 1-1/2. 100' minimum 10% Premium\*

*Coming Soon!  
3rd Quarter  
2025*

**J**  
THREAD ID  
TECHNICAL

Hose I.D.	Hose O.D.	Working Pressure (Lbs.)	Min. Burst Pressure (Lbs.)	Min. Bend Radius (In.)	Weight Per Hundred Feet	Reel Footage
1/4"	0.49	300	1,200	1.5	8 lbs.	500'
3/8"	0.65	300	1,200	2.3	13 lbs.	500'
1/2"	0.81	300	1,200	3.0	18 lbs.	500'
5/8"	0.94	300	1,200	3.8	22 lbs.	500'
3/4"	1.11	300	1,200	4.5	30 lbs.	500'
1"	1.39	300	1,200	6.0	47 lbs.	450'
1-1/4"	1.72	200	800	7.5	67 lbs.	400'
1-1/2"	1.97	200	800	9.0	78 lbs.	300'

www.couplamatic.com

# COUPLING INDEX

<b>Vari-Crimp Couplings</b> Compression Style Crimp Couplings for 100R1AT, 100R2AT, 1SN, 2SN, R16, R17, 100R3, & 100R4	<b>B-1</b>
<b>A Series Bite to the Wire Couplings</b> No Skive Bite to the Wire Couplings for 100R1AT, 100R2AT, 1SN, 2SN, R16, 2SC, R17, R19, 2SK, Pressure Wash, & Jack Hose	<b>B-18</b>
<b>GW Series Bite to the Wire Couplings</b> No Skive Bite to the Wire Couplings for 100R12, CS-FLEX 4, CS-GUARD FLEX 4, CS-FLEX 5, CS-FLEX 6, 2SN, R17, & 100R4	<b>B-33</b>
<b>R5 Series Couplings</b> Crimp Couplings for 100R5 and HTR5	<b>B-44</b>
<b>T Series Couplings</b> Straight or Bubble Crimp Couplings for 100R14 PTFE hose, & Reduced OD 100R7 hoses.	<b>B-48</b>
316 Stainless Steel T Series Couplings Straight or Bubble Crimp Couplings for 100R14 PTFE hose, & Reduced OD 100R7 hoses.	<b>B-52</b>
<b>Grip Crimp Bite to the Wire Couplings</b> No Skive Bite to the Wire Couplings for 100R1AT, 100R2AT, 1SN, 2SN, R16, 2SC, R17, R19, 2SK, Pressure Wash, & Jack Hose	<b>C-1</b>
<b>316 Stainless Steel Grip Crimp BTW Couplings</b> <b>316 Stainless Steel</b> No Skive Bite to the Wire Couplings for 100R1AT, 100R2AT, 1SN, 2SN, R16, 2SC, R17, R19, 2SK, & Pressure Wash, & Jack Hose	<b>C-17</b>
<b>Grip Crimp BTW Pressure Wash Couplings</b> No Skive Bite to the Wire Couplings for Pressure Wash Hose	<b>C-19</b>
<b>Grip Crimp 4GC Series BTW Couplings</b> No Skive Bite to the Wire Couplings for 100R12, CS-FLEX 4, CS-FLEX 5, CS-FLEX 6	<b>C-20</b>
<b>Grip Crimp 6GC Series BTW Couplings</b> No Skive Bite to the Wire Couplings for 100R13, 100R15, CS-FLEX 5, CS-FLEX 6, and 4SH	<b>C-30</b>
<b>Grip Crimp 4SH Series BTW Couplings</b> No Skive Bite to the Wire Couplings for 4SH	<b>C-36</b>
<b>3 Series Thermoplastic Couplings</b> Crimp or Swage Couplings for 100R7, 100R8, & 100R18	<b>D-1</b>

**A**  
HOSE

**B**  
VARI-CRIMP  
COUPLINGS

**C**  
GRIP CRIMP  
COUPLINGS

**D**  
3 SERIES  
THERMOPLASTIC

**E**  
QUICK  
COUPLERS

**F**  
REUSABLES,  
PUSHON, ACCESS.

**G**  
ADAPTERS

**H**  
FABRICATION  
EQUIPMENT

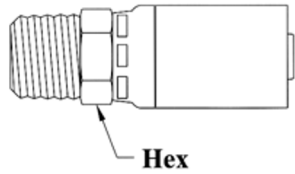
**J**  
THREAD ID  
TECHNICAL

[www.couplamatic.com](http://www.couplamatic.com)

# VARI-CRIMP COUPLINGS

Hydraulic Hose ends for 100R1/1SN thin cover (57 MB-1, 1SN), 100R2 thin cover (57 MB-2, R2AT), 2SN (1/4-5/8), HY-PLUS I (HPI), & III (HPIII), 100R16/2SC (1/4-5/8) (R16), Dura-Hyd R16 (1/4-5/8) (DH16), Dura-Hyd EX R16 (1/4-5/8) (DHEX16), 100R17 (1/4-3/4) (R17 & R17R), Dura-Hyd R17 (1/4-3/4) (DH17 & WDH17), 100R3 (R3), and 100R4 (R4) hose. For 1-1/2" and 2" 100R2 Thin Cover (2SN) see Bite to Wire GW Spiral Hose Couplings on page B27. The Vari-Crimp coupling is compatible with virtually all Crimp Machines. Trivalent Zinc Plating.

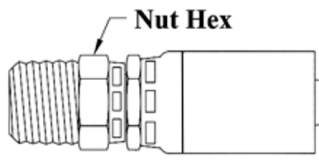
A HOSE	VARI-CRIMP		NPTF - Male Solid			Part No.	Previous Part Number
	Hose I.D.	Pipe Size	Thread Size	Hex Size	Hex		
B VARI-CRIMP COUPLINGS	1/4"	1/8"	1/8-27	9/16"		CS01-4X2	400V
	1/4"	1/4"	1/4-18	9/16"		CS01-4X4	403V
	1/4"	3/8"	3/8-18	11/16"		CS01-4X6	415V
	1/4"	1/2"	1/2-14	7/8"		CS01-4X8	439V
	3/8"	1/4"	1/4-18	3/4"		CS01-6X4	600V
	3/8"	3/8"	3/8-18	3/4"		CS01-6X6	603V
	3/8"	1/2"	1/2-14	7/8"		CS01-6X8	615V
	1/2"	1/4"	1/4-18	7/8"		CS01-8X4	866V
	1/2"	3/8"	3/8-18	7/8"		CS01-8X6	800V
	1/2"	1/2"	1/2-14	7/8"		CS01-8X8	803V
	1/2"	3/4"	3/4-14	1-1/8"		CS01-8X12	854V
	5/8"	1/2"	1/2-14	15/16"		CS01-10X8	1000V
	5/8"	3/4"	3/4-14	1-1/8"		CS01-10X12	1003V
	3/4"	1/2"	1/2-14	1-1/8"		CS01-12X8	1200V
	3/4"	3/4"	3/4-14	1-1/8"		CS01-12X12	1203V
D 3 SERIES THERMOPLASTIC	3/4"	1"	1-11 1/2	1-3/8"		CS01-12X16	1254V
	1"	3/4"	3/4-14	1-3/8"		CS01-16X12	1603V
	1"	1"	1-11 1/2	1-3/8"		CS01-16X16	1600V
	1"	1"	1-11 1/2	1-3/8"		CS01-16X16BR*	NA
	1-1/4"	1-1/4"	1 1/4-11 1/2	1-11/16"		CS01-20X20	2000V



Hex

\*BR - Brass Stem

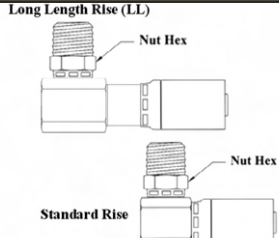
E QUICK COUPLERS	VARI-CRIMP		NPTF - Male Swivel			Part No.	Previous Part Number
	Hose I.D.	Pipe Size	Thread Size	Hex Size	Nut Hex		
F REUSABLES PUSH-ON ACCESS	1/4"	1/8"	1/8-27	9/16"	5/8"	CS04-4X2	462V
	1/4"	1/4"	1/4-18	9/16"	5/8"	CS04-4X4	406V
	1/4"	3/8"	3/8-18	11/16"	3/4"	CS04-4X6	466V
	3/8"	1/4"	1/4-18	11/16"	3/4"	CS04-6X4	666V
	3/8"	3/8"	3/8-18	11/16"	3/4"	CS04-6X6	609V
	3/8"	1/2"	1/2-14	3/4"	7/8"	CS04-6X8	651V
	1/2"	3/8"	3/8-18	13/16"	3/4"	CS04-8X6	857V
	1/2"	1/2"	1/2-14	13/16"	7/8"	CS04-8X8	809V
	3/4"	3/4"	3/4-14	1-1/8"	1-1/4"	CS04-12X12	1209V
	1"	1"	1-11 1/2	1-3/8"	1-3/8"	CS04-16X16	1609V



Nut Hex

Swivel for installation purposes only. Leakage may occur at low pressure.

H FABRICATION EQUIPMENT	VARI-CRIMP		NPTF - Male Swivel 90°			Part No.	Previous Part No.	Long Length Part No.
	Hose I.D.	Pipe Size	Thread Size	Nut Hex	Hex			
J THREAD ID TECHNICAL	1/4"	1/4"	1/4-18	5/8"		CS14-4X4	4206V	CS14LL-4x4
	3/8"	3/8"	3/8-18	3/4"		CS14-6X6	6209V	CS14LL-6x6
	3/8"	1/2"	1/2-14	7/8"		CS14-6X8	6251V	CS14LL-6x8
	1/2"	1/2"	1/2-14	7/8"		CS14-8X8	8209V	CS14LL-8x8
	3/4"	3/4"	3/4-14	1-1/4"		CS14-12X12	12209V	CS14LL-12x12
	1"	1"	1-11 1/2	1-3/8"		CS14-16X16	16209V	

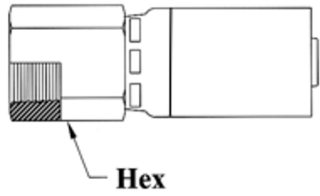


Swivel for installation purposes only. Leakage may occur at low pressure.

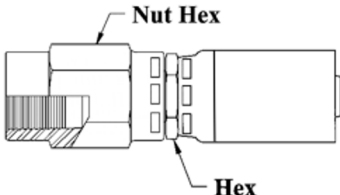
# VARI-CRIMP COUPLINGS

Hydraulic Hose ends for 100R1/1SN thin cover (57 MB-1, 1SN), 100R2 thin cover (57 MB-2, R2AT), 2SN (1/4-5/8), HY-PLUS I (HPI), & III (HPIII), 100R16/2SC (1/4-5/8) (R16), Dura-Hyd R16 (1/4-5/8) (DH16), Dura-Hyd EX R16 (1/4-5/8) (DHEX16), 100R17 (1/4-3/4) (R17 & R17R), Dura-Hyd R17 (1/4-3/4) (DH17 & WDH17), 100R3 (R3), and 100R4 (R4) hose. For 1-1/2" and 2" 100R2 Thin Cover (2SN) see Bite to Wire GW Spiral Hose Couplings on page B27. The Vari-Crimp coupling is compatible with virtually all Crimp Machines. Trivalent Zinc Plating.

## VARI-CRIMP NPTF - Female Solid

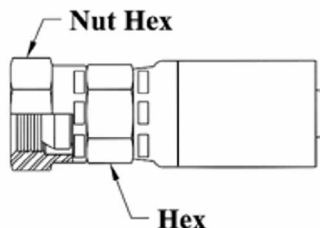
	Hose I.D.	Pipe Size	Thread Size	Hex Size	Part No.	Previous Part Number
 <p>Hex</p>	1/4"	1/8"	1/8-27	5/8"	CS02-4X2	436V
	1/4"	1/4"	1/4-18	3/4"	CS02-4X4	412V
	3/8"	1/4"	1/4-18	3/4"	CS02-6X4	663V
	3/8"	3/8"	3/8-18	7/8"	CS02-6X6	612V
	3/8"	1/2"	1/2-14	1"	CS02-6X8	688V
	1/2"	1/2"	1/2-14	1"	CS02-8X8	812V
	3/4"	3/4"	3/4-14	1-1/4"	CS02-12X12	1212V

## VARI-CRIMP NPTF - Female Swivel

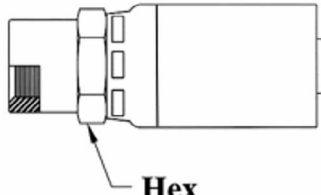
	Hose I.D.	Pipe Size	Thread Size	Hex Size	Nut Hex	Part No.	Previous Part Number
 <p>Nut Hex</p> <p>Hex</p>	1/4"	1/4"	1/4-18	5/8"	3/4"	CS16-4X4	484V
	3/8"	3/8"	3/8-18	11/16"	7/8"	CS16-6X6	684V
	1/2"	1/2"	1/2-14	7/8"	1"	CS16-8X8	884V
	3/4"	3/4"	3/4-14	1-1/8"	1-1/4"	CS16-12X12	1284V

Swivel for installation purposes only. Leakage may occur at low pressure.

## VARI-CRIMP NPSM - Female Swivel

	Hose I.D.	Pipe Size	Thread Size	Hex Size	Nut Hex	Part No.	Previous Part Number
 <p>Nut Hex</p> <p>Hex</p>	1/4"	1/4"	1/4-18	9/16"	11/16"	CS05-4X4	409V
	3/8"	3/8"	3/8-18	11/16"	7/8"	CS05-6X6	606V
	3/8"	1/2"	1/2-14	3/4"	1"	CS05-6X8	648V
	1/2"	1/2"	1/2-14	7/8"	1"	CS05-8X8	806V
	3/4"	3/4"	3/4-14	1-1/8"	1-1/4"	CS05-12X12	1206V
	1"	1"	1-11 1/2	1-3/8"	1-1/2"	CS05-16X16	1606V
	1-1/4"	1-1/4"	1 1/4-11 1/2	1-11/16"	1-7/8"	CS05-20X20	2008V

## VARI-CRIMP 1/2-27 Grease Tap - Female

	Hose I.D.	Thread Size	Hex Size	Part No.	Previous Part Number
 <p>Hex</p>	1/4"	1/2-27	3/4"	CS03-4X8	445V

**A** HOSE  
**B** VARI-CRIMP COUPLINGS  
**C** GRIP CRIMP COUPLINGS  
**D** 3 SERIES THERMOPLASTIC  
**E** QUICK COUPLERS  
**F** REUSABLES, PUSHON, ACCESS.  
**G** ADAPTERS  
**H** FABRICATION EQUIPMENT  
**J** THREAD ID TECHNICAL  
**WWW.COUPPLAMATIC.COM**

# VARI-CRIMP COUPLINGS

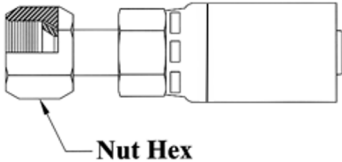
Hydraulic Hose ends for 100R1/1SN thin cover (57 MB-1, 1SN), 100R2 thin cover (57 MB-2, R2AT), 2SN (1/4-5/8), HY-PLUS I (HPI), & III (HPIII), 100R16/2SC (1/4-5/8) (R16), Dura-Hyd R16 (1/4-5/8) (DH16), Dura-Hyd EX R16 (1/4-5/8) (DHEX16), 100R17 (1/4-3/4) (R17 & R17R), Dura-Hyd R17 (1/4-3/4) (DH17 & WDH17), 100R3 (R3), and 100R4 (R4) hose. For 1-1/2" and 2" 100R2 Thin Cover (2SN) see Bite to Wire GW Spiral Hose Couplings on page B27. The Vari-Crimp coupling is compatible with virtually all Crimp Machines. Trivalent Zinc Plating.

HOSE	VARI-CRIMP		JIC 37° - Male Solid				Part No.	Previous Part Number
	Hose I.D.	Thread Size	Tube OD	Hex Size	Hex			
A VARI-CRIMP COUPLINGS	1/4"	7/16x20	1/4"	9/16"	CS08-4X4	418V		
	1/4"	1/2x20	5/16"	9/16"	CS08-4X5	421V		
	1/4"	9/16x18	3/8"	5/8"	CS08-4X6	430V		
	3/8"	9/16x18	3/8"	11/16"	CS08-6X6	618V		
	3/8"	3/4x16	1/2"	3/4"	CS08-6X8	621V		
	3/8"	7/8x14	5/8"	7/8"	CS08-6X10	669V		
	1/2"	3/4x16	1/2"	7/8"	CS08-8X8	815V		
	1/2"	7/8x14	5/8"	7/8"	CS08-8X10	818V		
	1/2"	1-1/16x12	3/4"	1-1/8"	CS08-8X12	848V		
	5/8"	3/4x16	1/2"	15/16"	CS08-10X8	1012V		
	5/8"	7/8x14	5/8"	15/16"	CS08-10X10	1018V		
	5/8"	1-1/16x12	3/4"	1-1/8"	CS08-10X12	1015V		
	3/4"	7/8x14	5/8"	1-1/8"	CS08-12X10	1218V		
	3/4"	1-1/16x12	3/4"	1-1/8"	CS08-12X12	1215V		
	3/4"	1-3/16x12	7/8"	1-3/8"	CS08-12X14	1260V		
	3/4"	1-5/16x12	1"	1-3/8"	CS08-12X16	1233V		
C GRIP CRIMP COUPLINGS	1"	1-3/16x12	7/8"	1-3/8"	CS08-16X14	1615V		
	1"	1-5/16x12	1"	1-3/8"	CS08-16X16	1612V		
	1-1/4"	1-5/8x12	1-1/4"	1-11/16"	CS08-20X20	2015V		
D 3 SERIES THERMOPLASTIC								
	E QUICK COUPLERS							
F REUSABLES PUSH-ON ACCESS.								
	G ADAPTERS							
H FABRICATION EQUIPMENT								
	J THREAD ID TECHNICAL							
WWW.COM AUTOMATIC								

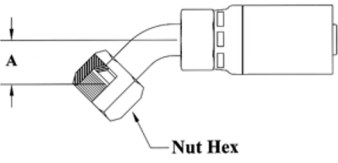
# VARI-CRIMP COUPLINGS

Hydraulic Hose ends for 100R1/1SN thin cover (57 MB-1, 1SN), 100R2 thin cover (57 MB-2, R2AT), 2SN (1/4-5/8), HY-PLUS I (HPI), & III (HPIII), 100R16/2SC (1/4-5/8) (R16), Dura-Hyd R16 (1/4-5/8) (DH16), Dura-Hyd EX R16 (1/4-5/8) (DHEX16), 100R17 (1/4-3/4) (R17 & R17R), Dura-Hyd R17 (1/4-3/4) (DH17 & WDH17), 100R3 (R3), and 100R4 (R4) hose. For 1-1/2" and 2" 100R2 Thin Cover (2SN) see Bite to Wire GW Spiral Hose Couplings on page B27. The Vari-Crimp coupling is compatible with virtually all Crimp Machines. Trivalent Zinc Plating.

## VARI-CRIMP JIC/SAE Dual Seat - Female Swivel

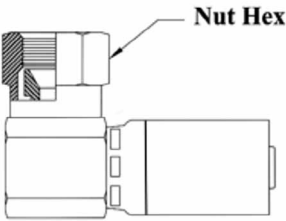
	Hose I.D.	Thread Size	Tube OD	Nut Hex	Part No.	Previous Part Number
	1/4"	1/2x20	5/16"	5/8"	CS68-4X5	4151V

## VARI-CRIMP JIC/SAE Dual Seat - 45° Female Swivel

	Hose I.D.	Thread Size	Tube OD	A-Drop Inches	Nut Hex	Part No.	Previous Part Number
	1/4"	7/16x20	1/4"	0.47	9/16"	CS25-4X4	4127V
	1/4"	1/2x20	5/16"	0.53	5/8"	CS25-4X5	4154V
	1/4"	9/16x18	3/8"	0.59	11/16"	CS25-4X6*	4181V*
	3/8"	7/16x20	1/4"	0.47	9/16"	CS25-6X4	6184V
	3/8"	1/2x20	5/16"	0.53	5/8"	CS25-6X5	6130V
	3/8"	9/16x18	3/8"	0.59	11/16"	CS25-6X6*	6157V*
	3/8"	3/4x16	1/2"	0.71	7/8"	CS25-6X8	6169V
	1/2"	3/4x16	1/2"	0.71	7/8"	CS25-8X8	8130V
	1/2"	7/8x14	5/8"	0.84	1"	CS25-8X10	8157V
	1/2"	1-1/16x12	3/4"	0.83	1-1/4"	CS25-8x12	
	5/8"	7/8x14	5/8"	0.68	1"	CS25-10X10	1057V
	5/8"	1-1/16x12	3/4"	0.78	1-1/4"	CS25-10X12*	1063V*
	3/4"	1-1/16x12	3/4"	1.12	1-1/4"	CS25-12X12*	12612V*
	3/4"	1-5/16x12	1"	1.15	1-1/2"	CS25-12X16*	12663V*
	1"	1-5/16x12	1"	1.15	1-1/2"	CS25-16X16*	16612V*
	1-1/4"	1-5/8x12	1-1/4"	1.69	2"	CS25-20X20	20697V

\* JIC Seat & Thread Only.

## VARI-CRIMP JIC 37° - 90° Female Swivel

	Hose I.D.	Thread Size	Tube OD	Nut Hex	Part No.	Previous Part Number
	1/4"	7/16x20	1/4"	5/8"	CS17-4X4	4224V
	3/8"	9/16x18	3/8"	11/16"	CS17-6X6	6227V
	3/8"	3/4x16	1/2"	7/8"	CS17-6X8	6230V
	1/2"	3/4x16	1/2"	7/8"	CS17-8X8	8224V
	1/2"	7/8x14	5/8"	1"	CS17-8X10	8227V

A  
HOSE

B  
VARI-CRIMP COUPLINGS

C  
GRIP CRIMP COUPLINGS

D  
3 SERIES THERMOPLASTIC

E  
QUICK COUPLERS

F  
REUSABLES, PUSH-IN, ACCESS.

G  
ADAPTERS

H  
FABRICATION EQUIPMENT

J  
THREAD ID TECHNICAL

WWW.COUPLAMATIC.COM

# VARI-CRIMP COUPLINGS

Hydraulic Hose ends for 100R1/1SN thin cover (57 MB-1, 1SN), 100R2 thin cover (57 MB-2, R2AT), 2SN (1/4-5/8), HY-PLUS I (HPI), & III (HPIII), 100R16/2SC (1/4-5/8) (R16), Dura-Hyd R16 (1/4-5/8) (DH16), Dura-Hyd EX R16 (1/4-5/8) (DHEX16), 100R17 (1/4-3/4) (R17 & R17R), Dura-Hyd R17 (1/4-3/4) (DH17 & WDH17), 100R3 (R3), and 100R4 (R4) hose. For 1-1/2" and 2" 100R2 Thin Cover (2SN) see Bite to Wire GW Spiral Hose Couplings on page B27. The Vari-Crimp coupling is compatible with virtually all Crimp Machines. Trivalent Zinc Plating.

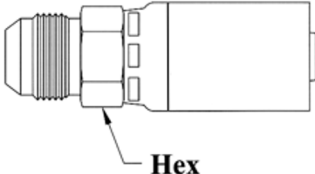
		VARI-CRIMP JIC/SAE Dual Seat - 90° Female Swivel																						
A HOSE	B VARI-CRIMP COUPLINGS	C GRIP CRIMP COUPLINGS	D 3 SERIES THERMOPLASTIC	E QUICK COUPLERS		F REUSABLE PUSH-ON ACCESS.		G ADAPTERS																
				H FABRICATION EQUIPMENT		J THREAD ID TECHNICAL		WWW COUPLAMATIC.COM																
		VARI-CRIMP JIC/SAE Dual Seat - 90° Female Swivel Medium Drop																						
		VARI-CRIMP JIC/SAE Dual Seat - 90° Female Swivel Long Drop																						
		Hose I.D.	Thread Size	Tube OD	A-Drop Inches	Nut Hex	Part No.	Previous Part Number																
A	B	C	D	E	F	G	H	J																
									1/4"	7/16x20	1/4"	0.81	9/16"	CS26-4X4	4130V									
									1/4"	1/2x20	5/16"	0.83	5/8"	CS26-4X5	4157V									
									1/4"	9/16x18	3/8"	0.91	11/16"	CS26-4X6*	4160V*									
									3/8"	7/16x20	1/4"	0.81	9/16"	CS26-6X4	6187V									
									3/8"	1/2x20	5/16"	0.83	5/8"	CS26-6X5	6133V									
									3/8"	9/16x18	3/8"	0.91	11/16"	CS26-6X6*	6160V*									
									3/8"	3/4x16	1/2"	1.15	7/8"	CS26-6X8	6163V									
									1/2"	3/4x16	1/2"	1.15	7/8"	CS26-8X8	8133V									
									1/2"	7/8x14	5/8"	1.23	1"	CS26-8X10	8160V									
									1/2"	1-1/16x12	3/4"	1.89	1-1/4"	CS26-8x12										
									5/8"	7/8x14	5/8"	1.23	1"	CS26-10X10	1060V									
									5/8"	1-1/16x12	3/4"	1.88	1-1/4"	CS26-10X12*	1066V*									
									3/4"	7/8x14	5/8"	1.23	1"	CS26-12X10	12660V									
									3/4"	1-1/16x12	3/4"	1.88	1-1/4"	CS26-12X12*	12651V*									
									3/4"	1-5/16x12	1"	2.20	1-1/2"	CS26-12X16*	12666V*									
1"	1-5/16x12	1"	2.20	1-1/2"	CS26-16X16*	16651V*																		
1-1/4"	1-5/8x12	1-1/4"	3.31	2"	CS26-20X20	20677V																		
* JIC Seat & Thread Only.																								
		VARI-CRIMP JIC/SAE Dual Seat - 90° Female Swivel Medium Drop																						
		Hose I.D.	Thread Size	Tube OD	A-Drop Inches	Nut Hex	Part No.	Previous Part Number																
A	B	C	D	E	F	G	H	J																
									1/4"	7/16x20	1/4"	1.26	9/16"	CS24-4X4	4132V									
									1/4"	9/16x18	3/8"	1.50	11/16"	CS24-4x6*										
									3/8"	9/16x18	3/8"	1.50	11/16"	CS24-6X6*	6162V*									
									3/8"	3/4x16	1/2"	1.63	7/8"	CS24-6x8										
									1/2"	3/4x16	1/2"	1.63	7/8"	CS24-8X8	8134V									
									1/2"	7/8x14	5/8"	1.85	1"	CS24-8x10										
									5/8"	7/8x14	5/8"	1.85	1"	CS24-10X10										
									3/4"	1-1/16x12	3/4"	2.28	1-1/4"	CS24-12X12*	12653V*									
									1"	1-5/16x12	1"	2.79	1-1/2"	CS24-16X16*	16653V*									
									* JIC Seat & Thread Only.															
											VARI-CRIMP JIC/SAE Dual Seat - 90° Female Swivel Long Drop													
											Hose I.D.	Thread Size	Tube OD	A-Drop Inches	Nut Hex	Part No.	Previous Part Number							
									A	B	C	D	E	F	G	H	J							
																		1/4"	7/16x20	1/4"	1.80	9/16"	CS27-4X4	4163V
																		1/4"	1/2x20	5/16"	1.80	5/8"	CS27-4X5	4166V
1/4"	9/16x18	3/8"	2.18	11/16"	CS27-4X6*	4178V*																		
3/8"	7/16x20	1/4"	1.80	9/16"	CS27-6X4	6190V																		
3/8"	9/16x18	3/8"	2.18	11/16"	CS27-6X6*	6166V*																		
3/8"	3/4x16	1/2"	2.50	7/8"	CS27-6X8	6124V																		
1/2"	3/4x16	1/2"	2.50	7/8"	CS27-8X8	8163V																		
1/2"	7/8x14	5/8"	2.75	1"	CS27-8X10	8166V																		
5/8"	7/8x14	5/8"	2.75	1"	CS27-10X10	1069V																		
3/4"	1-1/16x12	3/4"	3.73	1-1/4"	CS27-12X12*	12657V*																		
1"	1-5/16x12	1"	4.50	1-1/2"	CS27-16X16*	16657V*																		
* JIC Seat & Thread Only.																								



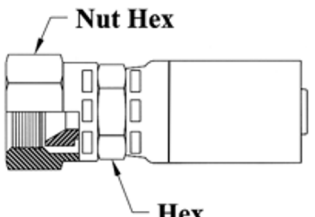
# VARI-CRIMP COUPLINGS

Hydraulic Hose ends for 100R1/1SN thin cover (57 MB-1, 1SN), 100R2 thin cover (57 MB-2, R2AT), 2SN (1/4-5/8), HY-PLUS I (HPI), & III (HPIII), 100R16/2SC (1/4-5/8) (R16), Dura-Hyd R16 (1/4-5/8) (DH16), Dura-Hyd EX R16 (1/4-5/8) (DHEX16), 100R17 (1/4-3/4) (R17 & R17R), Dura-Hyd R17 (1/4-3/4) (DH17 & WDH17), 100R3 (R3), and 100R4 (R4) hose. For 1-1/2" and 2" 100R2 Thin Cover (2SN) see Bite to Wire GW Spiral Hose Couplings on page B27. The Vari-Crimp coupling is compatible with virtually all Crimp Machines. Trivalent Zinc Plating.

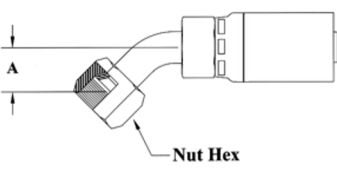
## VARI-CRIMP SAE 45° - Male Solid

	Hose I.D.	Thread Size	Tube OD	Nut Hex	Part No.	Previous Part Number
	3/8"	5/8x18	3/8"	3/4"	CS06-6X6	624V
	3/4"	1-1/16x14	3/4"	1-1/8"	CS06-12X12	1242V

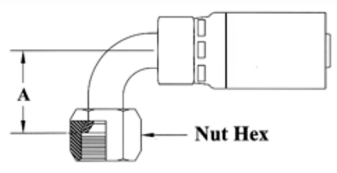
## VARI-CRIMP SAE 45° - Female Swivel

	Hose I.D.	Thread Size	Tube OD	Hex Size	Nut Hex	Part No.	Previous Part Number
	1/4"	5/8x18	3/8"	5/8"	3/4"	CS07-4X6	442V
	3/8"	5/8x18	3/8"	11/16"	3/4"	CS07-6X6	633V
	3/4"	1-1/16x14	3/4"	1-1/8"	1-1/4"	CS07-12X12	1224V

## VARI-CRIMP SAE 45° Seat - 45° Female Swivel

	Hose I.D.	Thread Size	Tube OD	A-Drop Inches	Nut Hex	Part No.	Previous Part Number
	3/8"	5/8x18	3/8"	0.59	3/4"	CS22-6X6	6148V

## VARI-CRIMP SAE 45° Seat - 90° Female Swivel

	Hose I.D.	Thread Size	Tube OD	A-Drop Inches	Nut Hex	Part No.	Previous Part Number
	3/8"	5/8x18	3/8"	0.91	3/4"	CS23-6X6	6151V
	3/8"	5/8x18	3/8"	2.18	3/4"	CS23-6X6L	6172V

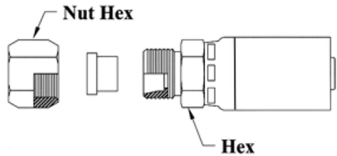
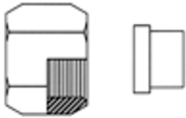
**A** HOSE  
**B** VARI-CRIMP COUPLINGS  
**C** GRIP CRIMP COUPLINGS  
**D** 3 SERIES THERMOPLASTIC  
**E** QUICK COUPLERS  
**F** REUSABLES, PUSHON, ACCESS.  
**G** ADAPTERS  
**H** FABRICATION EQUIPMENT  
**J** THREAD ID TECHNICAL  
 WWW.COUPPLAMATIC.COM



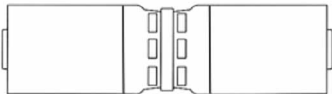
# VARI-CRIMP COUPLINGS

Hydraulic Hose ends for 100R1/1SN thin cover (57 MB-1, 1SN), 100R2 thin cover (57 MB-2, R2AT), 2SN (1/4-5/8), HY-PLUS I (HPI), & III (HPIII), 100R16/2SC (1/4-5/8) (R16), Dura-Hyd R16 (1/4-5/8) (DH16), Dura-Hyd EX R16 (1/4-5/8) (DHEX16), 100R17 (1/4-3/4) (R17 & R17R), Dura-Hyd R17 (1/4-3/4) (DH17 & WDH17), 100R3 (R3), and 100R4 (R4) hose. For 1-1/2" and 2" 100R2 Thin Cover (2SN) see Bite to Wire GW Spiral Hose Couplings on page B27. The Vari-Crimp coupling is compatible with virtually all Crimp Machines. Trivalent Zinc Plating.

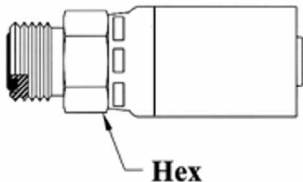
## VARI-CRIMP Tube Repair Couplings

		Hose I.D.	Thread Size	Tube OD	Hex Size	Nut Hex	Part No.	Previous Part Number
	1/4"	7/16x20	1/4"	9/16"	9/16"	CS28-4X4	4100V	
	1/4"	1/2x20	5/16"	5/8"	5/8"	CS28-4X5	4103V	
	3/8"	1/2x20	5/16"	11/16"	5/8"	CS28-6X5	6103V	
	3/8"	9/16x18	3/8"	11/16"	11/16"	CS28-6X6	6106V	
	3/8"	3/4x16	1/2"	3/4"	7/8"	CS28-6X8	6800V	
	1/2"	3/4x16	1/2"	7/8"	7/8"	CS28-8X8	8103V	
	1/2"	7/8x14	5/8"	15/16"	1"	CS28-8X10	8106V	
	3/4"	1-1/16x12	3/4"	1-1/8"	1-1/4"	CS28-12X12	12100V	
	1"	1-5/16x12	1"	1-3/8"	1-1/2"	CS28-16X16	16100V	
			<b>Nuts and Sleeves</b>					
	<b>Tube Size</b>	<b>Nut Part No.</b>	<b>Sleeve Part No.</b>					
	1/4"	718x4	719x4					
	5/16"	718x5	719x5					
	3/8"	718x6	719x6					
	1/2"	718x8	719x8					
	5/8"	718x10	719x10					
	3/4"	718x12	719x12					
1"	718x16	719x16						

## VARI-CRIMP Hose Splicer Couplings

		Hose I.D.	Part No.	Previous Part Number
	1/4"	CS13-4X4	44SV	
	3/8"	CS13-6X6	66SV	
	1/2"	CS13-8X8	88SV	
	3/4"	CS13-12X12	1212SV	
	1"	CS13-16X16	1616SV	

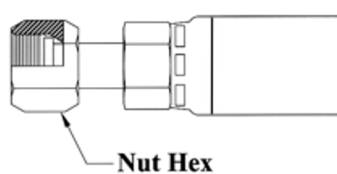
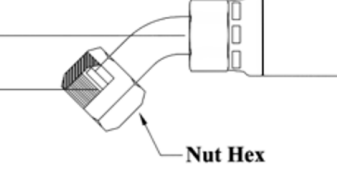
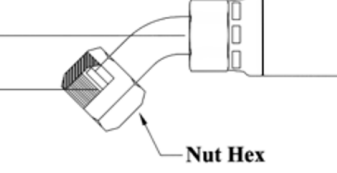
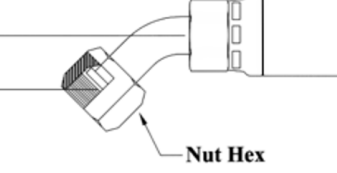
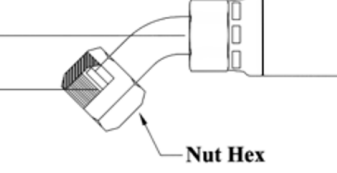
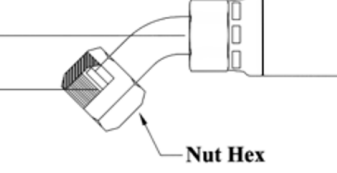
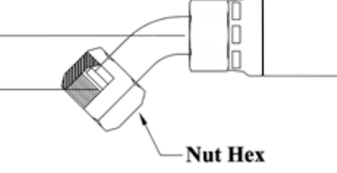
## VARI-CRIMP O-Ring Face Seal (ORF) - Male Solid

		Hose I.D.	Thread Size	Tube OD	Hex Size	Part No.	Previous Part Number	
	1/4"	9/16x18	1/4"	5/8"	CS29-4X4	4E64V		
	1/4"	11/16x16	3/8"	3/4"	CS29-4X6			
	3/8"	11/16x16	3/8"	3/4"	CS29-6X6	6E66V		
	3/8"	13/16x16	1/2"	7/8"	CS29-6X8	6E68V		
	1/2"	13/16x16	1/2"	7/8"	CS29-8X8	8E68V		
	1/2"	1x14	5/8"	1-1/16"	CS29-8X10	8E70V		
	1/2"	1-3/16x12	3/4"	1-1/4"	CS29-8X12	8E72V		
	5/8"	1x14	5/8"	1-1/16"	CS29-10X10	10E70V		
	5/8"	1-3/16x12	3/4"	1-1/4"	CS29-10X12	10E72V		
	3/4"	1-3/16x12	3/4"	1-1/4"	CS29-12X12	12E72V		
	1"	1-7/16x12	1"	1-1/2"	CS29-16X16	16E76V		
	Couplings are capped with O-ring included.							

HOSE	<b>A</b>
VARI-CRIMP COUPLINGS	<b>B</b>
GRIP CRIMP COUPLINGS	<b>C</b>
3 SERIES THERMOPLASTIC	<b>D</b>
QUICK COUPLERS	<b>E</b>
REUSABLES, PUSHON, ACCESS.	<b>F</b>
ADAPTERS	<b>G</b>
FABRICATION EQUIPMENT	<b>H</b>
THREAD ID TECHNICAL	<b>J</b>
WWW.COUPPLAMATIC.COM	<b>WWW.COUPPLAMATIC.COM</b>

# VARI-CRIMP COUPLINGS

Hydraulic Hose ends for 100R1/1SN thin cover (57 MB-1, 1SN), 100R2 thin cover (57 MB-2, R2AT), 2SN (1/4-5/8), HY-PLUS I (HPI), & III (HPIII), 100R16/2SC (1/4-5/8) (R16), Dura-Hyd R16 (1/4-5/8) (DH16), Dura-Hyd EX R16 (1/4-5/8) (DHEX16), 100R17 (1/4-3/4) (R17 & R17R), Dura-Hyd R17 (1/4-3/4) (DH17 & WDH17), 100R3 (R3), and 100R4 (R4) hose. For 1-1/2" and 2" 100R2 Thin Cover (2SN) see Bite to Wire GW Spiral Hose Couplings on page B27. The Vari-Crimp coupling is compatible with virtually all Crimp Machines. Trivalent Zinc Plating.

HOSE A	VARI-CRIMP O-Ring Face Seal (ORF) - Female Swivel						Part No.	Previous Part Number								
	Hose I.D.	Thread Size	Tube OD	Nut Hex												
VARI-CRIMP COUPLINGS B	1/4"	9/16x18	1/4"	11/16"		CS30-4X4	4S64V									
	1/4"	11/16x16	3/8"	13/16"		CS30-4X6	4S66V									
	1/4"	13/16x16	1/2"	15/16"		CS30-4X8	4S68V									
	3/8"	9/16x18	1/4"	11/16"		CS30-6X4	6S64V									
	3/8"	11/16x16	3/8"	13/16"		CS30-6X6	6S66V									
	3/8"	13/16x16	1/2"	15/16"		CS30-6X8	6S68V									
	1/2"	11/16x16	3/8"	13/16"		CS30-8X6	8S66V									
	1/2"	13/16x16	1/2"	15/16"		CS30-8X8	8S68V									
	1/2"	1x14	5/8"	1-1/8"		CS30-8X10	8S70V									
	1/2"	1-3/16x12	3/4"	1-3/8"		CS30-8X12	8S72V									
	5/8"	1x14	5/8"	1-1/8"		CS30-10X10	10S70V									
	5/8"	1-3/16x12	3/4"	1-3/8"		CS30-10X12	10S72V									
	3/4"	1x14	5/8"	1-1/8"		CS30-12X10	12S70V									
	3/4"	1-3/16x12	3/4"	1-3/8"		CS30-12X12	12S72V									
	3/4"	1-7/16x12	1"	1-5/8"		CS30-12X16	12S76V									
GRIP CRIMP COUPLINGS C	1"	1-3/16x12	3/4"	1-3/8"		CS30-16X12	16S72V									
	1"	1-7/16x12	1"	1-5/8"		CS30-16X16	16S76V									
	1"	1-11/16x12	1-1/4"	1-7/8"		CS30-16X20	16S80V									
	1-1/4"	1-11/16x12	1-1/4"	1-7/8"		CS30-20X20	20S80V									
																
									<b>VARI-CRIMP O-Ring Face Seal (ORF) - 45° Female Swivel</b>							
									Hose I.D.	Thread Size	Tube OD	A-Drop Inches	Nut Hex	Part No.	Previous Part Number	
1/4"									9/16x18	1/4"	0.41	11/16"	CS31-4X4	4L64V		
1/4"									11/16x16	3/8"	0.43	13/16"	CS31-4X6	4L66V		
3/8"									11/16x16	3/8"	0.43	13/16"	CS31-6X6	6L66V		
3/8"									13/16x16	1/2"	0.60	15/16"	CS31-6X8	6L68V		
1/2"									11/16x16	3/8"	0.43	13/16"	CS31-8X6	8L66V		
1/2"									13/16x16	1/2"	0.59	15/16"	CS31-8X8	8L68V		
1/2"									1x14	5/8"	0.68	1-1/8"	CS31-8X10	8L70V		
1/2"									1-3/16x12	3/4"	0.83	1-3/8"	CS31-8x12			
5/8"									1x14	5/8"	0.68	1-1/8"	CS31-10X10	10L70V		
5/8"									1-3/16x12	3/4"	0.83	1-3/8"	CS31-10X12	10L72V		
3/4"									1x14	5/8"	0.68	1-1/8"	CS31-12X10	12L70V		
3/4"									1-3/16x12	3/4"	0.83	1-3/8"	CS31-12X12	12L72V		
3/4"	1-7/16x12	1"	1.15	1-5/8"	CS31-12X16	12L76V										
1"	1-7/16x12	1"	1.15	1-5/8"	CS31-16X16	16L76V										
1"	1-11/16x12	1-1/4"	1.10	1-7/8"	CS31-16X20	16L80V										
1-1/4"	1-11/16x12	1-1/4"	1.07	1-7/8"	CS31-20X20	20L80V										
QUICK COUPLERS E																
									<b>VARI-CRIMP O-Ring Face Seal (ORF) - 45° Female Swivel</b>							
									Hose I.D.	Thread Size	Tube OD	A-Drop Inches	Nut Hex	Part No.	Previous Part Number	
1/4"									9/16x18	1/4"	0.41	11/16"	CS31-4X4	4L64V		
1/4"									11/16x16	3/8"	0.43	13/16"	CS31-4X6	4L66V		
3/8"									11/16x16	3/8"	0.43	13/16"	CS31-6X6	6L66V		
3/8"									13/16x16	1/2"	0.60	15/16"	CS31-6X8	6L68V		
1/2"									11/16x16	3/8"	0.43	13/16"	CS31-8X6	8L66V		
1/2"									13/16x16	1/2"	0.59	15/16"	CS31-8X8	8L68V		
1/2"									1x14	5/8"	0.68	1-1/8"	CS31-8X10	8L70V		
1/2"									1-3/16x12	3/4"	0.83	1-3/8"	CS31-8x12			
5/8"									1x14	5/8"	0.68	1-1/8"	CS31-10X10	10L70V		
5/8"									1-3/16x12	3/4"	0.83	1-3/8"	CS31-10X12	10L72V		
3/4"									1x14	5/8"	0.68	1-1/8"	CS31-12X10	12L70V		
3/4"									1-3/16x12	3/4"	0.83	1-3/8"	CS31-12X12	12L72V		
3/4"	1-7/16x12	1"	1.15	1-5/8"	CS31-12X16	12L76V										
1"	1-7/16x12	1"	1.15	1-5/8"	CS31-16X16	16L76V										
1"	1-11/16x12	1-1/4"	1.10	1-7/8"	CS31-16X20	16L80V										
1-1/4"	1-11/16x12	1-1/4"	1.07	1-7/8"	CS31-20X20	20L80V										
REUSABLES PUSH-ON ACCESS. F																
									<b>VARI-CRIMP O-Ring Face Seal (ORF) - 45° Female Swivel</b>							
									Hose I.D.	Thread Size	Tube OD	A-Drop Inches	Nut Hex	Part No.	Previous Part Number	
1/4"									9/16x18	1/4"	0.41	11/16"	CS31-4X4	4L64V		
1/4"									11/16x16	3/8"	0.43	13/16"	CS31-4X6	4L66V		
3/8"									11/16x16	3/8"	0.43	13/16"	CS31-6X6	6L66V		
3/8"									13/16x16	1/2"	0.60	15/16"	CS31-6X8	6L68V		
1/2"									11/16x16	3/8"	0.43	13/16"	CS31-8X6	8L66V		
1/2"									13/16x16	1/2"	0.59	15/16"	CS31-8X8	8L68V		
1/2"									1x14	5/8"	0.68	1-1/8"	CS31-8X10	8L70V		
1/2"									1-3/16x12	3/4"	0.83	1-3/8"	CS31-8x12			
5/8"									1x14	5/8"	0.68	1-1/8"	CS31-10X10	10L70V		
5/8"									1-3/16x12	3/4"	0.83	1-3/8"	CS31-10X12	10L72V		
3/4"									1x14	5/8"	0.68	1-1/8"	CS31-12X10	12L70V		
3/4"									1-3/16x12	3/4"	0.83	1-3/8"	CS31-12X12	12L72V		
3/4"	1-7/16x12	1"	1.15	1-5/8"	CS31-12X16	12L76V										
1"	1-7/16x12	1"	1.15	1-5/8"	CS31-16X16	16L76V										
1"	1-11/16x12	1-1/4"	1.10	1-7/8"	CS31-16X20	16L80V										
1-1/4"	1-11/16x12	1-1/4"	1.07	1-7/8"	CS31-20X20	20L80V										
ADAPTERS G																
									<b>VARI-CRIMP O-Ring Face Seal (ORF) - 45° Female Swivel</b>							
									Hose I.D.	Thread Size	Tube OD	A-Drop Inches	Nut Hex	Part No.	Previous Part Number	
1/4"									9/16x18	1/4"	0.41	11/16"	CS31-4X4	4L64V		
1/4"									11/16x16	3/8"	0.43	13/16"	CS31-4X6	4L66V		
3/8"									11/16x16	3/8"	0.43	13/16"	CS31-6X6	6L66V		
3/8"									13/16x16	1/2"	0.60	15/16"	CS31-6X8	6L68V		
1/2"									11/16x16	3/8"	0.43	13/16"	CS31-8X6	8L66V		
1/2"									13/16x16	1/2"	0.59	15/16"	CS31-8X8	8L68V		
1/2"									1x14	5/8"	0.68	1-1/8"	CS31-8X10	8L70V		
1/2"									1-3/16x12	3/4"	0.83	1-3/8"	CS31-8x12			
5/8"									1x14	5/8"	0.68	1-1/8"	CS31-10X10	10L70V		
5/8"									1-3/16x12	3/4"	0.83	1-3/8"	CS31-10X12	10L72V		
3/4"									1x14	5/8"	0.68	1-1/8"	CS31-12X10	12L70V		
3/4"									1-3/16x12	3/4"	0.83	1-3/8"	CS31-12X12	12L72V		
3/4"	1-7/16x12	1"	1.15	1-5/8"	CS31-12X16	12L76V										
1"	1-7/16x12	1"	1.15	1-5/8"	CS31-16X16	16L76V										
1"	1-11/16x12	1-1/4"	1.10	1-7/8"	CS31-16X20	16L80V										
1-1/4"	1-11/16x12	1-1/4"	1.07	1-7/8"	CS31-20X20	20L80V										
FABRICATION EQUIPMENT H																
									<b>VARI-CRIMP O-Ring Face Seal (ORF) - 45° Female Swivel</b>							
									Hose I.D.	Thread Size	Tube OD	A-Drop Inches	Nut Hex	Part No.	Previous Part Number	
1/4"									9/16x18	1/4"	0.41	11/16"	CS31-4X4	4L64V		
1/4"									11/16x16	3/8"	0.43	13/16"	CS31-4X6	4L66V		
3/8"									11/16x16	3/8"	0.43	13/16"	CS31-6X6	6L66V		
3/8"									13/16x16	1/2"	0.60	15/16"	CS31-6X8	6L68V		
1/2"									11/16x16	3/8"	0.43	13/16"	CS31-8X6	8L66V		
1/2"									13/16x16	1/2"	0.59	15/16"	CS31-8X8	8L68V		
1/2"									1x14	5/8"	0.68	1-1/8"	CS31-8X10	8L70V		
1/2"									1-3/16x12	3/4"	0.83	1-3/8"	CS31-8x12			
5/8"									1x14	5/8"	0.68	1-1/8"	CS31-10X10	10L70V		
5/8"									1-3/16x12	3/4"	0.83	1-3/8"	CS31-10X12	10L72V		
3/4"									1x14	5/8"	0.68	1-1/8"	CS31-12X10	12L70V		
3/4"									1-3/16x12	3/4"	0.83	1-3/8"	CS31-12X12	12L72V		
3/4"	1-7/16x12	1"	1.15	1-5/8"	CS31-12X16	12L76V										
1"	1-7/16x12	1"	1.15	1-5/8"	CS31-16X16	16L76V										
1"	1-11/16x12	1-1/4"	1.10	1-7/8"	CS31-16X20	16L80V										
1-1/4"	1-11/16x12	1-1/4"	1.07	1-7/8"	CS31-20X20	20L80V										
THREAD ID TECHNICAL J																
									<b>VARI-CRIMP O-Ring Face Seal (ORF) - 45° Female Swivel</b>							
									Hose I.D.	Thread Size	Tube OD	A-Drop Inches	Nut Hex	Part No.	Previous Part Number	
1/4"									9/16x18	1/4"	0.41	11/16"	CS31-4X4	4L64V		
1/4"									11/16x16	3/8"	0.43	13/16"	CS31-4X6	4L66V		
3/8"									11/16x16	3/8"	0.43	13/16"	CS31-6X6	6L66V		
3/8"									13/16x16	1/2"	0.60	15/16"	CS31-6X8	6L68V		
1/2"									11/16x16	3/8"	0.43	13/16"	CS31-8X6	8L66V		
1/2"									13/16x16	1/2"	0.59	15/16"	CS31-8X8	8L68V		
1/2"									1x14	5/8"	0.68	1-1/8"	CS31-8X10	8L70V		
1/2"									1-3/16x12	3/4"	0.83	1-3/8"	CS31-8x12			
5/8"									1x14	5/8"	0.68	1-1/8"	CS31-10X10	10L70V		
5/8"									1-3/16x12	3/4"	0.83	1-3/8"	CS31-10X12	10L72V		
3/4"									1x14	5/8"	0.68	1-1/8"	CS31-12X10	12L70V		
3/4"									1-3/16x12	3/4"	0.83	1-3/8"	CS31-12X12	12L72V		
3/4"	1-7/16x12	1"	1.15	1-5/8"	CS31-12X16	12L76V										
1"	1-7/16x12	1"	1.15	1-5/8"	CS31-16X16	16L76V										
1"	1-11/16x12	1-1/4"	1.10	1-7/8"	CS31-16X20	16L80V										
1-1/4"	1-11/16x12	1-1/4"	1.07	1-7/8"	CS31-20X20	20L80V										
WWW.COUPLAMATIC.COM K																
									<b>VARI-CRIMP O-Ring Face Seal (ORF) - 45° Female Swivel</b>							
									Hose I.D.	Thread Size	Tube OD	A-Drop Inches	Nut Hex	Part No.	Previous Part Number	
1/4"									9/16x18	1/4"	0.41	11/16"	CS31-4X4	4L64V		
1/4"									11/16x16	3/8"	0.43	13/16"	CS31-4X6	4L66V		
3/8"									11/16x16	3/8"	0.43	13/16"	CS31-6X6	6L66V		
3/8"									13/16x16	1/2"	0.60	15/16"	CS31-6X8	6L68V		
1/2"									11/16x16	3/8"	0.43	13/16"	CS31-8X6	8L66V		
1/2"									13/16x16	1/2"	0.59	15/16"	CS31-8X8	8L68V		
1/2"									1x14	5/8"	0.68	1-1/8"	CS31-8X10	8L70V		
1/2"									1-3/16x12	3/4"	0.83	1				

# VARI-CRIMP COUPLINGS

Hydraulic Hose ends for 100R1/1SN thin cover (57 MB-1, 1SN), 100R2 thin cover (57 MB-2, R2AT), 2SN (1/4-5/8), HY-PLUS I (HPI), & III (HPIII), 100R16/2SC (1/4-5/8) (R16), Dura-Hyd R16 (1/4-5/8) (DH16), Dura-Hyd EX R16 (1/4-5/8) (DHEX16), 100R17 (1/4-3/4) (R17 & R17R), Dura-Hyd R17 (1/4-3/4) (DH17 & WDH17), 100R3 (R3), and 100R4 (R4) hose. For 1-1/2" and 2" 100R2 Thin Cover (2SN) see Bite to Wire GW Spiral Hose Couplings on page B27. The Vari-Crimp coupling is compatible with virtually all Crimp Machines. Trivalent Zinc Plating.

## VARI-CRIMP

### O-Ring Face Seal (ORF) - 90° Female Swivel

Hose I.D.	Thread Size	Tube OD	A-Drop Inches	Nut Hex	Part No.	Previous Part Number
1/4"	9/16x18	1/4"	0.80	11/16"	CS32-4X4	4A24V
1/4"	11/16x16	3/8"	0.90	13/16"	CS32-4X6	4A26V
3/8"	9/16x18	1/4"	0.78	11/16"	CS32-6X4	6A24V
3/8"	11/16x16	3/8"	0.90	13/16"	CS32-6X6	6A26V
3/8"	13/16x16	1/2"	1.15	15/16"	CS32-6X8	6A28V
1/2"	11/16x16	3/8"	0.90	13/16"	CS32-8X6	8A26V
1/2"	13/16x16	1/2"	1.15	15/16"	CS32-8X8	8A28V
1/2"	1x14	5/8"	1.27	1-1/8"	CS32-8X10	8A30V
1/2"	1-3/16x12	3/4"	1.88	1-3/8"	CS32-8X12	8A32V
5/8"	1x14	5/8"	1.27	1-1/8"	CS32-10X10	10A30V
5/8"	1-3/16x12	3/4"	1.88	1-3/8"	CS32-10X12	10A32V
3/4"	1x14	5/8"	1.27	1-1/8"	CS32-12X10	12A30V
3/4"	1-3/16x12	3/4"	1.88	1-3/8"	CS32-12X12	12A32V
3/4"	1-7/16x12	1"	2.20	1-5/8"	CS32-12X16	12A36V
1"	1-7/16x12	1"	2.20	1-5/8"	CS32-16X16	16A36V
1"	1-11/16x12	1-1/4"	2.52	1-7/8"	CS32-16X20	16A40V
1-1/4"	1-11/16x12	1-1/4"	2.51	1-7/8"	CS32-20X20	20A40V

HOSE	<b>A</b>
VARI-CRIMP COUPLINGS	<b>B</b>
GRIP CRIMP COUPLINGS	<b>C</b>
3 SERIES THERMOPLASTIC	<b>D</b>

## VARI-CRIMP

### O-Ring Face Seal (ORF) - 90° Female Swivel Medium Drop

Hose I.D.	Thread Size	Tube OD	A-Drop Inches	Nut Hex	Part No.	Previous Part Number
1/4"	9/16x18	1/4"	1.26	11/16"	CS34-4X4	4J34V
1/4"	11/16x16	3/8"	1.51	13/16"	CS34-4X6	4J36V
3/8"	11/16x16	3/8"	1.51	13/16"	CS34-6X6	6J36V
3/8"	13/16x16	1/2"	1.62	15/16"	CS34-6X8	6J38V
1/2"	11/16x16	3/8"	1.51	13/16"	CS34-8X6	8J36V
1/2"	13/16x16	1/2"	1.62	15/16"	CS34-8X8	8J38V
1/2"	1-3/16x12	3/4"	2.28	1-3/8"	CS34-8X12	8J42V
5/8"	1x14	5/8"	1.85	1-1/8"	CS34-10X10	10J40V
3/4"	1x14	5/8"	1.85	1-1/8"	CS34-12X10	12J40V
3/4"	1-3/16x12	3/4"	2.28	1-3/8"	CS34-12X12	12J42V
1"	1-7/16x12	1"	2.78	1-5/8"	CS34-16X16	16J46V
1"	1-11/16x12	1-1/4"	3.07	1-7/8"	CS34-16X20	16J50V
1-1/4"	1-11/16x12	1-1/4"	3.09	1-7/8"	CS34-20X20	20J50V

QUICK COUPLERS	<b>E</b>
REUSABLES, PUSHON, ACCESS.	<b>F</b>
ADAPTERS	<b>G</b>

## VARI-CRIMP

### O-Ring Face Seal (ORF) - 90° Female Swivel Long Drop

Hose I.D.	Thread Size	Tube OD	A-Drop Inches	Nut Hex	Part No.	Previous Part Number
1/4"	9/16x18	1/4"	1.80	11/16"	CS33-4X4	4A64V
1/4"	11/16x16	3/8"	2.13	13/16"	CS33-4X6	4A66V
3/8"	11/16x16	3/8"	2.13	13/16"	CS33-6X6	6A66V
3/8"	13/16x16	1/2"	2.51	15/16"	CS33-6X8	6A68V
1/2"	13/16x16	1/2"	2.51	15/16"	CS33-8X8	8A68V
1/2"	1x14	5/8"	2.76	1-1/8"	CS33-8X10	8A70V
5/8"	1x14	5/8"	2.76	1-1/8"	CS33-10X10	10A70V
3/4"	1-3/16x12	3/4"	3.78	1-3/8"	CS33-12X12	12A72V
1"	1-7/16x12	1"	4.50	1-5/8"	CS33-16X16	16A76V

FABRICATION EQUIPMENT	<b>H</b>
THREAD ID TECHNICAL	<b>J</b>
WWW.COULAMATIC.COM	<b>WWW</b>

# VARI-CRIMP COUPLINGS

Hydraulic Hose ends for 100R1/1SN thin cover (57 MB-1, 1SN), 100R2 thin cover (57 MB-2, R2AT), 2SN (1/4-5/8), HY-PLUS I (HPI), & III (HPIII), 100R16/2SC (1/4-5/8) (R16), Dura-Hyd R16 (1/4-5/8) (DH16), Dura-Hyd EX R16 (1/4-5/8) (DHEX16), 100R17 (1/4-3/4) (R17 & R17R), Dura-Hyd R17 (1/4-3/4) (DH17 & WDH17), 100R3 (R3), and 100R4 (R4) hose. For 1-1/2" and 2" 100R2 Thin Cover (2SN) see Bite to Wire GW Spiral Hose Couplings on page B27. The Vari-Crimp coupling is compatible with virtually all Crimp Machines. Trivalent Zinc Plating.

A HOSE	VARI-CRIMP O-Ring For O-Ring Face Seal (ORF)							
		Thread Size	Tube OD	Part No.				
B VARI-CRIMP COUPLINGS		9/16x18	1/4"	4629x4				
		11/16x16	3/8"	4629x6				
		13/16x16	1/2"	4629x8				
		1x14	5/8"	4629x10				
		1-3/16x12	3/4"	4629x12				
		1-7/16x12	1"	4629x16				
		1-11/16x12	1-1/4"	4629x20				
C GRIP CRIMP COUPLINGS	VARI-CRIMP Male Inverted Flare							
	Hose I.D.	Thread Size	Tube OD	Nut Hex	Part No.	Previous Part Number		
D 3 SERIES THERMOPLASTIC		1/4"	3/8x24	3/16"	3/8"	CS18-4X3	4169V	
		1/4"	7/16x24	1/4"	7/16"	CS18-4X4	4106V	
		1/4"	1/2x20	5/16"	1/2"	CS18-4X5	4133V	
		3/8"	7/16x24	1/4"	7/16"	CS18-6X4	6175V	
		3/8"	1/2x20	5/16"	1/2"	CS18-6X5	6109V	
		3/8"	5/8x18	3/8"	5/8"	CS18-6X6	6136V	
		3/8"	11/16x18	7/16"	11/16"	CS18-6X7	6193V	
		1/2"	3/4x18	1/2"	3/4"	CS18-8X8	8109V	
		1/2"	7/8x18	5/8"	7/8"	CS18-8X10	8136V	
E QUICK COUPLERS								
F REUSABLES PUSH-ON ACCESS	VARI-CRIMP Male Inverted Flare - 45°							
	Hose I.D.	Thread Size	Tube OD	A-Drop Inches	Nut Hex	Part No.	Previous Part Number	
G ADAPTERS		1/4"	3/8x24	3/16"	0.69	3/8"	CS19-4X3	4172V
		1/4"	7/16x24	1/4"	1.08	7/16"	CS19-4X4	4109V
		1/4"	1/2x20	5/16"	1.10	1/2"	CS19-4X5	4136V
		3/8"	7/16x24	1/4"	0.93	7/16"	CS19-6X4	6178V
		3/8"	1/2x20	5/16"	1.10	1/2"	CS19-6X5	6112V
		3/8"	5/8x18	3/8"	1.03	5/8"	CS19-6X6	6139V
		3/8"	11/16x18	7/16"	1.34	11/16"	CS19-6X7	6196V
		1/2"	3/4x18	1/2"	1.13	3/4"	CS19-8X8	8112V
		1/2"	7/8x18	5/8"	0.92	7/8"	CS19-8X10	8139V
H FABRICATION EQUIPMENT	VARI-CRIMP Male Inverted Flare - 90°							
	Hose I.D.	Thread Size	Tube OD	A-Drop Inches	Nut Hex	Part No.	Previous Part Number	
J THREAD ID TECHNICAL		1/4"	3/8x24	3/16"	1.06	3/8"	CS20-4X3	4175V
		1/4"	7/16x24	1/4"	1.23	7/16"	CS20-4X4	4112V
		1/4"	1/2x20	5/16"	1.38	1/2"	CS20-4X5	4139V
		3/8"	7/16x24	1/4"	1.36	7/16"	CS20-6X4	6181V
		3/8"	1/2x20	5/16"	1.38	1/2"	CS20-6X5	6115V
		3/8"	5/8x18	3/8"	1.63	5/8"	CS20-6X6	6142V
		3/8"	11/16x18	7/16"	1.97	11/16"	CS20-6X7	6199V
		1/2"	3/4x18	1/2"	2.20	3/4"	CS20-8X8	8115V
K WWW.COM								

# VARI-CRIMP COUPLINGS

Hydraulic Hose ends for 100R1/1SN thin cover (57 MB-1, 1SN), 100R2 thin cover (57 MB-2, R2AT), 2SN (1/4-5/8), HY-PLUS I (HPI), & III (HPIII), 100R16/2SC (1/4-5/8) (R16), Dura-Hyd R16 (1/4-5/8) (DH16), Dura-Hyd EX R16 (1/4-5/8) (DHEX16), 100R17 (1/4-3/4) (R17 & R17R), Dura-Hyd R17 (1/4-3/4) (DH17 & WDH17), 100R3 (R3), and 100R4 (R4) hose. For 1-1/2" and 2" 100R2 Thin Cover (2SN) see Bite to Wire GW Spiral Hose Couplings on page B27. The Vari-Crimp coupling is compatible with virtually all Crimp Machines. Trivalent Zinc Plating.

## VARI-CRIMP

### Code 61 Split Flange - Straight

Hose I.D.	Flange Size	A-Dia. Inches	Part No.	Previous Part Number
1/2"	1/2"	1.19	CS47-8X8	8G08V
1/2"	3/4"	1.50	CS47-8X12	8G12V
3/4"	3/4"	1.50	CS47-12X12	12G12V
3/4"	1"	1.75	CS47-12X16	12G16V
1"	1"	1.75	CS47-16X16	16G16V
1"	1-1/4"	2.00	CS47-16X20	16G20V
1-1/4"	1-1/4"	2.00	CS47-20X20	20G20V

HOSE  
**A**

VARI-CRIMP  
COUPLINGS  
**B**

## VARI-CRIMP

### Code 61 Split Flange - 45° Bend

Hose I.D.	Flange Size	A-Dia. Inches	B-Drop Inches	Part No.	Previous Part Number
1/2"	1/2"	1.19	0.78	CS50-8X8	8G41V
1/2"	3/4"	1.50	0.82	CS50-8X12	8G42V
3/4"	3/4"	1.50	1.00	CS50-12X12	12G42V
3/4"	1"	1.75	1.00	CS50-12X16	12G46V
1"	1"	1.75	1.12	CS50-16X16	16G46V
1"	1-1/4"	2.00	1.12	CS50-16X20	16G50V
1-1/4"	1-1/4"	2.00	1.12	CS50-20X20	20G50V

GRIP CRIMP  
COUPLINGS  
**C**

3 SERIES  
THERMOPLASTIC  
**D**

## VARI-CRIMP

### Code 61 Split Flange - 90° Bend

Hose I.D.	Flange Size	A-Dia. Inches	B-Drop Inches	Part No.	Previous Part Number
1/2"	1/2"	1.19	1.62	CS53-8X8	8G71V
1/2"	3/4"	1.50	1.68	CS53-8X12	8G72V
3/4"	3/4"	1.50	2.12	CS53-12X12	12G72V
3/4"	1"	1.75	2.12	CS53-12X16	12G76V
1"	1"	1.75	2.38	CS53-16X16	16G76V
1"	1-1/4"	2.00	2.38	CS53-16X20	16G80V
1-1/4"	1-1/4"	2.00	2.62	CS53-20X20	20G80V

REUSABLES,  
PUSH-ON, ACCESS.  
**E**

ADAPTERS  
**F**

## VARI-CRIMP

### Code 61 Split Flange Kits

Flange Size	A Inches	B Inches	C Inches	Complete Kit Part No.	O-Ring Part No.
1/2"	1.50	.69	11/32	SFK-8	8252
3/4"	1.88	.88	13/32	SFK-12	12252
1"	2.06	1.03	13/32	SFK-16	16252
1-1/4"	2.31	1.19	15/32	SFK-20	20252

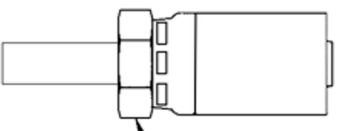
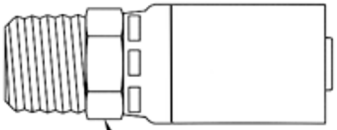
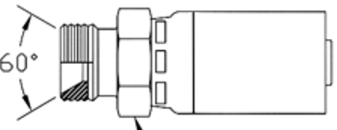

FABRICATION  
EQUIPMENT  
**G**

THREAD ID  
TECHNICAL  
**H**

www.couplamatic.com

# VARI-CRIMP COUPLINGS

Hydraulic Hose ends for 100R1/1SN thin cover (57 MB-1, 1SN), 100R2 thin cover (57 MB-2, R2AT), 2SN (1/4-5/8), HY-PLUS I (HPI), & III (HPIII), 100R16/2SC (1/4-5/8) (R16), Dura-Hyd R16 (1/4-5/8) (DH16), Dura-Hyd EX R16 (1/4-5/8) (DHEX16), 100R17 (1/4-3/4) (R17 & R17R), Dura-Hyd R17 (1/4-3/4) (DH17 & WDH17), 100R3 (R3), and 100R4 (R4) hose. For 1-1/2" and 2" 100R2 Thin Cover (2SN) see Bite to Wire GW Spiral Hose Couplings on page B27. The Vari-Crimp coupling is compatible with virtually all Crimp Machines. Trivalent Zinc Plating.

HOSE	VARI-CRIMP		Standpipe			Part No.	Previous Part Number	
	Hose I.D.	Tube Size	Tube Rise	Hex Size	Hex			
A VARI-CRIMP COUPLINGS		1/4"	1/4"	1.10	5/8"	CS21-4X4	4T04V	
		3/8"	3/8"	1.30	3/4"	CS21-6X6	6T06V	
		1/2"	1/2"	1.58	7/8"	CS21-8X8	8T08V	
		5/8"	5/8"	1.34	1"	CS21-10X10	10T10V	
		3/4"	3/4"	1.17	1-1/8"	CS21-12X12	12T12V	
		1"	1"	1.30	1-3/8"	CS21-16X16	16T16V	
C GRIP CRIMP COUPLINGS	VARI-CRIMP		BSPT - British Standard Tapered - Male Pipe Solid			Part No.	Previous Part Number	
	Hose I.D.	BSPT Size	Thread Size	Hex Size	Hex			
D 3 SERIES THERMOPLASTIC		1/4"	1/4"	R-1/4-19	5/8"	CS35-4X4	4T54V	
		3/8"	3/8"	R-3/8-19	3/4"	CS35-6X6	6T56V	
		1/2"	1/2"	R-1/2-14	7/8"	CS35-8X8	8T58V	
		3/4"	3/4"	R-3/4-14	1-1/8"	CS35-12X12	12T62V	
							R. as part of thread size is ISO designation for tapered thread	
E QUICK COUPLERS	VARI-CRIMP		BSPP - British Standard Parallel 60° Seat - Male Pipe Solid			Part No.	Previous Part Number	
	Hose I.D.	BSPP Size	Thread Size	Hex Size	Hex			
F REUSABLES PUSH ON ACCESS.		1/4"	1/4"	G-1/4-19	11/16"	CS36-4X4	4P54V	
		3/8"	3/8"	G-3/8-19	3/4"	CS36-6X6	6P56V	
		3/8"	1/2"	G-1/2-14	1"	CS36-6X8	6P58V	
		1/2"	3/8"	G-3/8-19	7/8"	CS36-8X6	8P56V	
		1/2"	1/2"	G-1/2-14	1"	CS36-8X8	8P58V	
		3/4"	3/4"	G-3/4-14	1-1/8"	CS36-12X12	12P62V	
							G. as part of thread size is ISO designation for parallel thread	
G ADAPTERS	VARI-CRIMP		BSPP - British Standard Parallel 60° Cone - Female Swivel			Part No.	Previous Part Number	
	Hose I.D.	BSPP Size	Thread Size	Hex Size	Nut Hex			
H FABRICATION EQUIPMENT		1/4"	1/4"	G-1/4-19	9/16"	3/4"	CS10-4X4	481V
		1/4"	3/8"	G-3/8-19	3/4"	7/8"	CS10-4X6	486V
		3/8"	3/8"	G-3/8-19	3/4"	7/8"	CS10-6X6	681V
		3/8"	1/2"	G-1/2-14	3/4"	1"	CS10-6X8	694V
		1/2"	1/2"	G-1/2-14	7/8"	1"	CS10-8X8	881V
		5/8"	5/8"	G-5/8-14	15/16"	1-3/16"	CS10-10X10	1081V
		3/4"	3/4"	G-3/4-14	1-1/8"	1-1/4"	CS10-12X12	1281V
		1"	1"	G-1-11	1-3/8"	1-1/2"	CS10-16X16	1681V
		1-1/4"	1-1/4"	G-1-1/4-11	1-11/16"	1-7/8"	CS10-20X20	2081V
								G. as part of thread size is ISO designation for parallel thread
J THREAD ID TECHNICAL								
WWW.COUPLAMATIC.COM								



# VARI-CRIMP COUPLINGS

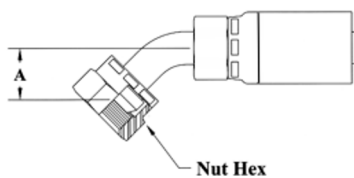
Hydraulic Hose ends for 100R1/1SN thin cover (57 MB-1, 1SN), 100R2 thin cover (57 MB-2, R2AT), 2SN (1/4-5/8), HY-PLUS I (HPI), & III (HPIII), 100R16/2SC (1/4-5/8) (R16), Dura-Hyd R16 (1/4-5/8) (DH16), Dura-Hyd EX R16 (1/4-5/8) (DHEX16), 100R17 (1/4-3/4) (R17 & R17R), Dura-Hyd R17 (1/4-3/4) (DH17 & WDH17), 100R3 (R3), and 100R4 (R4) hose. For 1-1/2" and 2" 100R2 Thin Cover (2SN) see Bite to Wire GW Spiral Hose Couplings on page B27. The Vari-Crimp coupling is compatible with virtually all Crimp Machines. Trivalent Zinc Plating.

## VARI-CRIMP

**BSPP - British Standard Parallel  
60° Cone - 45° Bend Female Swivel**

Hose I.D.	BSPP Size	Thread Size	A-Drop Inches	Nut Hex	Part No.	Previous Part Number
1/4"	1/4"	G-1/4-19	0.91	3/4"	CS43-4X4	4P44V
3/8"	3/8"	G-3/8-19	0.90	7/8"	CS43-6X6	6P46V
1/2"	1/2"	G-1/2-14	0.87	1"	CS43-8X8	8P48V
3/4"	3/4"	G-3/4-14	1.31	1-1/4"	CS43-12X12	12P52V

G. as part of thread size is ISO designation for parallel thread

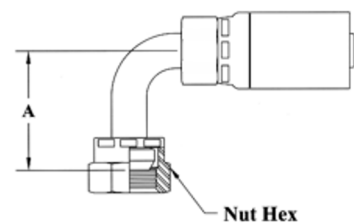


## VARI-CRIMP

**BSPP - British Standard Parallel  
60° Cone - 90° Bend Female Swivel**

Hose I.D.	BSPP Size	Thread Size	A-Drop Inches	Nut Hex	Part No.	Previous Part Number
1/4"	1/4"	G-1/4-19	1.50	3/4"	CS46-4X4	4P74V
3/8"	3/8"	G-3/8-19	1.60	7/8"	CS46-6X6	6P76V
1/2"	1/2"	G-1/2-14	1.89	1"	CS46-8X8	8P78V
5/8"	5/8"	G-5/8-14	1.83	1-3/16"	CS46-10X10	10P80V
3/4"	3/4"	G-3/4-14	2.55	1-1/4"	CS46-12X12	12P82V
1"	1"	G-1-11	2.98	1-1/2"	CS46-16X16	16P86V

G. as part of thread size is ISO designation of parallel thread

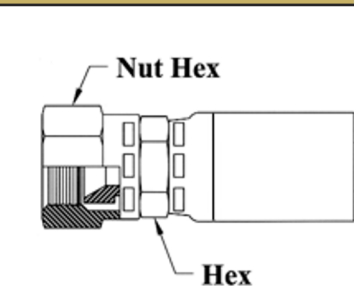


## VARI-CRIMP

**JIS 30° Flare Parallel Pipe - Female Swivel**

Hose I.D.	Tube Size	Thread Size	Hex Size	Nut Hex	Part No.	Previous Part Number
1/4"	1/4"	G-1/4-19	9/16"	3/4"	CS40-4X4	4L04V
1/4"	3/8"	G-3/8-19	11/16"	7/8"	CS40-4X6	4L06V
3/8"	3/8"	G-3/8-19	11/16"	7/8"	CS40-6X6	6L06V
1/2"	1/2"	G-1/2-14	7/8"	1-1/16"	CS40-8X8	8L08V
3/4"	3/4"	G-3/4-14	1-1/8"	1-1/4"	CS40-12X12	12L12V
1"	1"	G-1-11	1-3/8"	1-1/2"	CS40-16X16	16L16V

G. as part of thread size is ISO designation of parallel thread

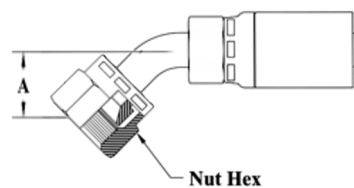


## VARI-CRIMP

**JIS 30° Flare Parallel Pipe  
45° Bend Female Swivel**

Hose I.D.	BSPP Size	Thread Size	A-Drop Inches	Nut Hex	Part No.	Previous Part Number
1/4"	1/4"	G-1/4-19	0.92	3/4"	CS64-4X4	
3/8"	3/8"	G-3/8-19	0.87	7/8"	CS64-6X6	
1/2"	1/2"	G-1/2-14	1.03	1-1/16"	CS64-8X8	

G. as part of thread size is ISO designation of parallel thread



**A**  
HOSE

**B**  
VARI-CRIMP  
COUPLINGS

**C**  
GRIP CRIMP  
COUPLINGS

**D**  
3 SERIES  
THERMOPLASTIC

**E**  
QUICK  
COUPLERS

**F**  
REUSABLES,  
PUSHON, ACCESS.

**G**  
ADAPTERS

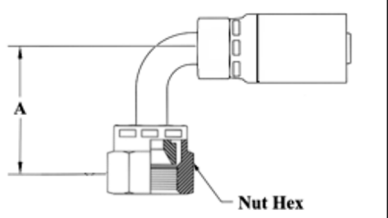
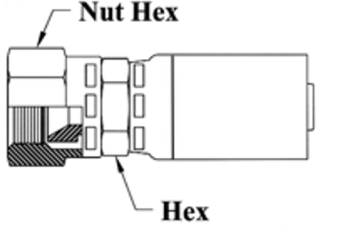
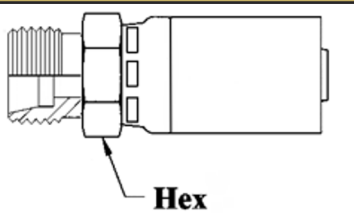
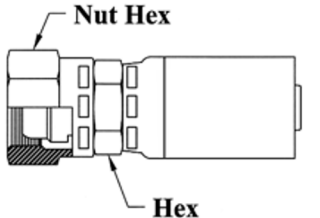
**H**  
FABRICATION  
EQUIPMENT

**J**  
THREAD ID  
TECHNICAL

**WWW.**  
COUPLAMATIC  
COM

# VARI-CRIMP COUPLINGS

Hydraulic Hose ends for 100R1/1SN thin cover (57 MB-1, 1SN), 100R2 thin cover (57 MB-2, R2AT), 2SN (1/4-5/8), HY-PLUS I (HPI), & III (HPIII), 100R16/2SC (1/4-5/8) (R16), Dura-Hyd R16 (1/4-5/8) (DH16), Dura-Hyd EX R16 (1/4-5/8) (DHEX16), 100R17 (1/4-3/4) (R17 & R17R), Dura-Hyd R17 (1/4-3/4) (DH17 & WDH17), 100R3 (R3), and 100R4 (R4) hose. For 1-1/2" and 2" 100R2 Thin Cover (2SN) see Bite to Wire GW Spiral Hose Couplings on page B27. The Vari-Crimp coupling is compatible with virtually all Crimp Machines. Trivalent Zinc Plating.

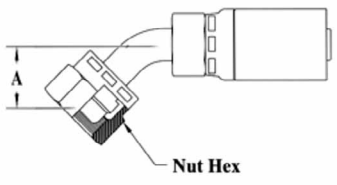
HOSE	VARI-CRIMP		JIS 30° Flare Parallel Pipe						
	Hose I.D.	Tube Size	Thread Size	A-Drop Inches	Nut Hex	Part No.	Previous Part Number		
A VARI-CRIMP COUPLINGS			1/4"	1/4"	G-1/4-19	1.42	3/4"	CS65-4X4	
			3/8"	3/8"	G-3/8-19	1.54	7/8"	CS65-6X6	
			1/2"	1/2"	G-1/2-14	1.75	1-1/16"	CS65-8X8	
			G. as part of thread size is ISO designation of parallel thread						
C GRIP CRIMP COUPLINGS	VARI-CRIMP		Komatsu 30° Flare - Female Swivel						
	Hose I.D.	Thread Size	Hex Size	Nut Hex	Part No.	Previous Part Number			
D 3 SERIES THERMOPLASTIC			1/4"	M14x1.5	9/16"	3/4"	CS39-4X14	4K14V	
			3/8"	M18x1.5	11/16"	7/8"	CS39-6X18	6K18V	
			1/2"	M22x1.5	7/8"	1"	CS39-8X22	8K22V	
			5/8"	M24x1.5	1"	1-1/4"	CS39-10X24	10K24V	
			3/4"	M30x1.5	1-1/8"	1-3/8"	CS39-12X30	12K30V	
			1"	M33x1.5	1-3/8"	1-5/8"	CS39-16X33	16K33V	
			1-1/4"	M36x1.5	1-11/16"	1-7/8"	CS39-20X36	20K36V	
F REUSABLES PUSHON ACCESS.	VARI-CRIMP		DIN Light 24° Seat - Male Solid						
	Hose I.D.	Thread Size	Tube OD	Hex Size	Part No.	Previous Part Number			
G ADAPTERS			1/4"	M14x1.5	8mm	9/16"	CS66-4X8	4M08V	
			3/8"	M16x1.5	10mm	3/4"	CS66-6X10	6M10V	
			3/8"	M18x1.5	12mm	3/4"	CS66-6X12	6M12V	
			1/2"	M22x1.5	15mm	7/8"	CS66-8X15	8M15V	
			5/8"	M26x1.5	18mm	1-1/16"	CS66-10X18	10M18V	
			3/4"	M30x2.0	22mm	1-1/4"	CS66-12X22	12M22V	
H FABRICATION EQUIPMENT	VARI-CRIMP		DIN Light Universal Seat - Female Swivel						
	Hose I.D.	Tube Size	Thread Size	Hex Size	Nut Hex	Part No.	Previous Part Number		
J THREAD ID TECHNICAL			1/4"	6mm	M12x1.5	9/16"	11/16"	CS37-4X6	4C06V
			1/4"	8mm	M14x1.5	9/16"	11/16"	CS37-4X8	4C08V
			1/4"	10mm	M16x1.5	9/16"	3/4"	CS37-4X10	4C10V
			3/8"	10mm	M16x1.5	11/16"	3/4"	CS37-6X10	6C10V
			3/8"	12mm	M18x1.5	11/16"	7/8"	CS37-6X12	6C12V
			1/2"	15mm	M22x1.5	7/8"	1-1/16"	CS37-8X15	8C15V
			5/8"	18mm	M26x1.5	15/16"	1-1/4"	CS37-10X18	10C18V
			3/4"	22mm	M30x2.0	1-1/8"	1-1/2"	CS37-12X22	12C22V
			1"	28mm	M36x2.0	1-3/8"	1-7/8"	CS37-16X28	16C28V

# VARI-CRIMP COUPLINGS

Hydraulic Hose ends for 100R1/1SN thin cover (57 MB-1, 1SN), 100R2 thin cover (57 MB-2, R2AT), 2SN (1/4-5/8), HY-PLUS I (HPI), & III (HPIII), 100R16/2SC (1/4-5/8) (R16), Dura-Hyd R16 (1/4-5/8) (DH16), Dura-Hyd EX R16 (1/4-5/8) (DHEX16), 100R17 (1/4-3/4) (R17 & R17R), Dura-Hyd R17 (1/4-3/4) (DH17 & WDH17), 100R3 (R3), and 100R4 (R4) hose. For 1-1/2" and 2" 100R2 Thin Cover (2SN) see Bite to Wire GW Spiral Hose Couplings on page B27. The Vari-Crimp coupling is compatible with virtually all Crimp Machines. Trivalent Zinc Plating.

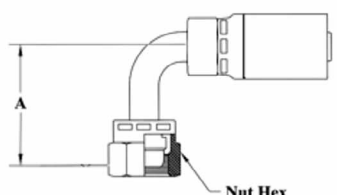
## VARI-CRIMP

DIN Light Universal Seat - Female Swivel 45° Bend

	Hose I.D.	Tube Size	Thread Size	A-Drop Inches	Nut Hex	Part No.	Previous Part Number
	1/4"	8mm	M14x1.5	0.96	11/16"	CS41-4X8	4D08V
	1/4"	10mm	M16x1.5	0.96	3/4"	CS41-4X10	4D10V
	3/8"	10mm	M16x1.5	0.96	3/4"	CS41-6X10	6D10V
	3/8"	12mm	M18x1.5	1.00	7/8"	CS41-6X12	6D12V
	1/2"	15mm	M22x1.5	1.18	1-1/16"	CS41-8X15	8D15V
	5/8"	18mm	M26x1.5	1.25	1-1/4"	CS41-10X18	10D18V
	3/4"	22mm	M30x2.0	1.41	1-1/2"	CS41-12X22	12D22V

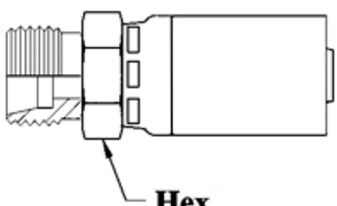
## VARI-CRIMP

DIN Light Universal Seat - Female Swivel 90° Bend

	Hose I.D.	Tube Size	Thread Size	A-Drop Inches	Nut Hex	Part No.	Previous Part Number
	1/4"	8mm	M14x1.5	1.48	11/16"	CS44-4X8	4D58V
	1/4"	10mm	M16x1.5	1.65	3/4"	CS44-4X10	4D60V
	3/8"	10mm	M16x1.5	1.65	3/4"	CS44-6X10	6D60V
	3/8"	12mm	M18x1.5	1.65	7/8"	CS44-6X12	6D62V
	1/2"	15mm	M22x1.5	1.93	1-1/16"	CS44-8X15	8D65V
	5/8"	18mm	M26x1.5	2.31	1-1/4"	CS44-10X18	10D68V
	3/4"	22mm	M30x2.0	2.59	1-1/2"	CS44-12X22	12D72V

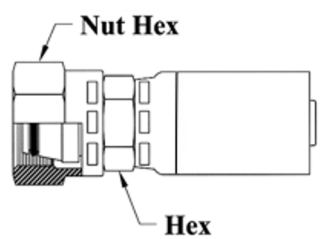
## VARI-CRIMP

DIN Heavy 24° Seat - Male Solid

	Hose I.D.	Thread Size	Tube Size	Hex Size	Part No.	Previous Part Number
	1/4"	M16x1.5	8mm	11/16"	CS67-4X8	4M58V
	1/4"	M18x1.5	10mm	3/4"	CS67-4X10	4M60V
	3/8"	M18x1.5	10mm	3/4"	CS67-6X10	6M60V
	3/8"	M20x1.5	12mm	13/16"	CS67-6X12	6M62V
	3/8"	M22x1.5	14mm	7/8"	CS67-6X14	6M64V
	1/2"	M24x1.5	16mm	7/8"	CS67-8X16	8M66V
	5/8"	M30x2.0	20mm	1-1/4"	CS67-10X20	10M70V

## VARI-CRIMP

DIN Heavy 24° Seat - Female Swivel

	Hose I.D.	Tube Size	Thread Size	Hex Size	Nut Hex	Part No.	Previous Part Number	
	1/4"	8mm	M16x1.5	9/16"	3/4"	CS38-4X8	4C58V	
	1/4"	10mm	M18x1.5	5/8"	7/8"	CS38-4X10	4C60V	
	3/8"	10mm	M18x1.5	3/4"	7/8"	CS38-6X10	6C60V	
	3/8"	12mm	M20x1.5	3/4"	1"	CS38-6X12	6C62V	
	3/8"	14mm	M22x1.5	13/16"	1-1/16"	CS38-6X14	6C64V	
	1/2"	16mm	M24x1.5	7/8"	1-1/8"	CS38-8X16	8C66V	
	5/8"	20mm	M30x2.0	1-1/8"	1-1/2"	CS38-10X20	10C70V	
	3/4"	20mm	M30x2.0	1-1/8"	1-1/2"	CS38-12X20	12C70V	
	3/4"	25mm	M36x2.0	1-1/4"	1-5/8"	CS38-12X25	12C75V	
	1"	30mm	M42x2.0	1-11/16"	2"	CS38-16X30	16C80V	
	Includes O-Ring							

HOSE  
**A**

VARI-CRIMP  
COUPLINGS  
**B**

GRIP CRIMP  
COUPLINGS  
**C**

3 SERIES  
THERMOPLASTIC  
**D**

QUICK  
COUPLERS  
**E**

REUSABLES,  
PUSH-ON, ACCESS.  
**F**

ADAPTERS  
**G**

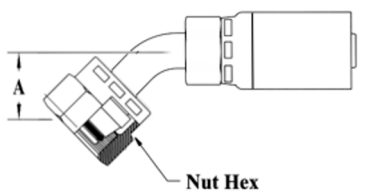
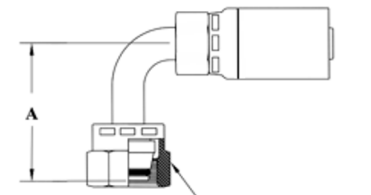

FABRICATION  
EQUIPMENT  
**H**

THREAD ID  
TECHNICAL  
**J**

WWW.  
COUPLAMATIC  
COM

# VARI-CRIMP COUPLINGS

Hydraulic Hose ends for 100R1/1SN thin cover (57 MB-1, 1SN), 100R2 thin cover (57 MB-2, R2AT), 2SN (1/4-5/8), HY-PLUS I (HPI), & III (HPIII), 100R16/2SC (1/4-5/8) (R16), Dura-Hyd R16 (1/4-5/8) (DH16), Dura-Hyd EX R16 (1/4-5/8) (DHEX16), 100R17 (1/4-3/4) (R17 & R17R), Dura-Hyd R17 (1/4-3/4) (DH17 & WDH17), 100R3 (R3), and 100R4 (R4) hose. For 1-1/2" and 2" 100R2 Thin Cover (2SN) see Bite to Wire GW Spiral Hose Couplings on page B27. The Vari-Crimp coupling is compatible with virtually all Crimp Machines. Trivalent Zinc Plating.

HOSE	VARI-CRIMP		DIN Heavy 24° Seat - Female Swivel 45° Bend				Part No.	Previous Part Number	
	Hose I.D.	Tube Size	Thread Size	A-Drop Inches	Nut Hex				
A VARI-CRIMP COUPLINGS			1/4"	10mm	M18x1.5	0.96	7/8"	CS42-4X10	4H10V
			3/8"	12mm	M20x1.5	1.13	1"	CS42-6X12	6H12V
			1/2"	16mm	M24x1.5	1.25	1-1/8"	CS42-8X16	8H16V
			5/8"	20mm	M30x2.0	1.50	1-1/2"	CS42-10X20	10H20V
			Includes O-Ring						
GRIP CRIMP COUPLINGS	VARI-CRIMP		DIN Heavy 24° Seat - Female Swivel 90° Bend				Part No.	Previous Part Number	
	Hose I.D.	Tube Size	Thread Size	A-Drop Inches	Nut Hex				
D 3 SERIES THERMOPLASTIC			1/4"	10mm	M18x1.5	1.50	7/8"	CS45-4X10	4H60V
			3/8"	12mm	M20x1.5	1.95	1"	CS45-6X12	6H62V
			3/8"	14mm	M22x1.5	2.07	1-1/16"	CS45-6X14	6H64V
			1/2"	16mm	M24x1.5	2.05	1-1/8"	CS45-8X16	8H66V
			5/8"	20mm	M30x2.0	2.38	1-1/2"	CS45-10X20	10H70V
		Includes O-Ring							
QUICK COUPLERS	VARI-CRIMP		Clamp Sleeve For Routing				Part No.	Previous Part Number	
	Hose I.D.								
F REUSABLE PUSH-ON ACCESS.			1/4"		CS70-4		19VN		
			3/8"		CS70-6		25VN		
			1/2"		CS70-8		29VN		
			5/8"		CS70-10		35VN		
			3/4"		CS70-12		39VN		
		For use with 100R1AT & 100R2AT size hoses to provide support for routing clamps.							
FABRICATION EQUIPMENT	Visit <a href="http://www.couplamatic.com">www.couplamatic.com</a> or call your sales representative to get the most current crimp charts.								
THREAD ID TECHNICAL									
WWW.COUPLAMATIC.COM									

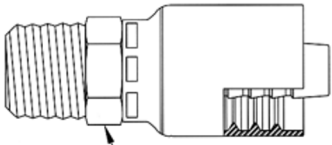
# A SERIES COUPLINGS

Bite to the Wire Hydraulic Hose ends for 100R1/1SN thin cover (57MB-1, 1SN), 100R2 thin cover (57MB-2, R2AT), 2SN (2SN), 2SK (2SK), HY-PLUS I (HPI), & III (HPIII), 100R16/2SC (R16), CS-Guard R16, Dura-Hyd R16 (DH16), Dura-Hyd EX R16 (DHEX16), 100R17 (R17 & R17R), Dura-Hyd R17 (DH17 & WDH17), 100R19 (R19), & Jack hose (Male NPTF Solid Only) (JH). A Series couplings can be crimped in virtually all adjustable crimp machines. Some non-adjustable crimp equipment can produce crimp dimensions within CSI's recommended crimp specification.

Trivalent Zinc Plating.

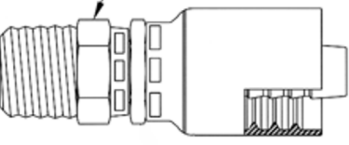
## A SERIES

## NPTF - Male Solid

		Hose I.D.	Pipe Size	Thread Size	Hex Size	Part No.
		1/4"	1/8"	1/8-27	9/16"	A01-4x2
		1/4"	1/4"	1/4-18	9/16"	A01-4x4
		1/4"	3/8"	3/8-18	11/16"	A01-4x6
		1/4"	1/2"	1/2-14	7/8"	A01-4x8
		3/8"	1/4"	1/4-18	3/4"	A01-6x4
		3/8"	3/8"	3/8-18	3/4"	A01-6x6
		3/8"	1/2"	1/2-14	7/8"	A01-6x8
		1/2"	1/4"	1/4-18	7/8"	A01-8x4
		1/2"	3/8"	3/8-18	7/8"	A01-8x6
		1/2"	1/2"	1/2-14	7/8"	A01-8x8
		1/2"	3/4"	3/4-14	1-1/8"	A01-8x12
		5/8"	1/2"	1/2-14	15/16"	A01-10x8
		5/8"	3/4"	3/4-14	1-1/8"	A01-10x12
		3/4"	1/2"	1/2-14	1-1/8"	A01-12x8
		3/4"	3/4"	3/4-14	1-1/8"	A01-12x12
		3/4"	1"	1-11 1/2	1-3/8"	A01-12x16
		1"	3/4"	3/4-14	1-3/8"	A01-16x12
		1"	1"	1-11 1/2	1-3/8"	A01-16x16
	1-1/4"	1-1/4"	1 1/4-11 1/2	1-11/16"	A01-20x20	

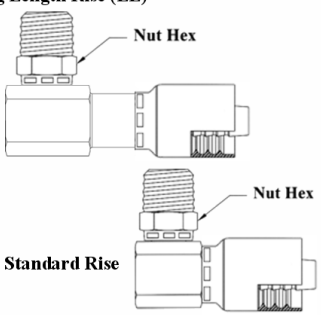
## A SERIES

## NPTF - Male Swivel

		Hose I.D.	Pipe Size	Thread Size	Nut Hex	Part No.
		1/4"	1/8"	1/8-27	5/8"	A04-4x2
		1/4"	1/4"	1/4-18	5/8"	A04-4x4
		1/4"	3/8"	3/8-18	3/4"	A04-4x6
		3/8"	1/4"	1/4-18	3/4"	A04-6x4
		3/8"	3/8"	3/8-18	3/4"	A04-6x6
		3/8"	1/2"	1/2-14	7/8"	A04-6x8
		1/2"	3/8"	3/8-18	3/4"	A04-8x6
		1/2"	1/2"	1/2-14	7/8"	A04-8x8
		3/4"	3/4"	3/4-14	1-1/4"	A04-12x12
		1"	1"	1-11 1/2	1-3/8"	A04-16x16
	Swivel for installation purposes only. Leakage may occur at low pressure.					

## A SERIES

## NPTF - Male Swivel 90°

		Hose I.D.	Pipe Size	Thread Size	Nut Hex	Part No.	Long Length Part No.
	Long Length Rise (LL)	1/4"	1/4"	1/4-18	5/8"	A14 4x4	A14LL-4x4
		3/8"	3/8"	3/8-18	3/4"	A14-6x6	A14LL-6x6
		3/8"	1/2"	1/2-14	7/8"	A14-6x8	
		1/2"	1/2"	1/2-14	7/8"	A14-8x8	A14LL-8x8
		3/4"	3/4"	3/4-14	1-1/4"	A14-12x12	
Swivel for installation purposes only. Leakage may occur at low pressure.							

A  
HOSE

B  
VAR-CRIMP  
COUPLINGS

C  
GRIP CRIMP  
COUPLINGS

D  
3 SERIES  
THERMOPLASTIC

E  
QUICK  
COUPLERS

F  
REUSABLES,  
PUSHON, ACCESS.

G  
ADAPTERS

H  
FABRICATION  
EQUIPMENT

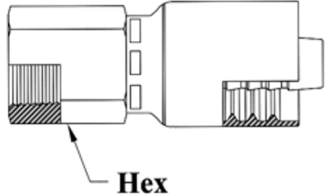
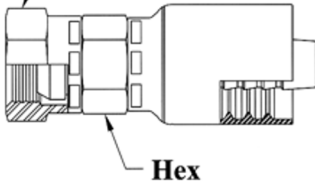
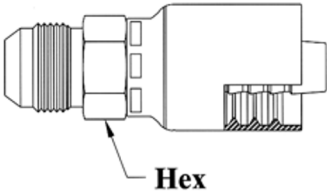
J  
THREAD ID  
TECHNICAL

WWW.  
COUPLAMATIC  
COM

# A SERIES COUPLINGS

Bite to the Wire Hydraulic Hose ends for 100R1/1SN thin cover (57MB-1, 1SN), 100R2 thin cover (57MB-2, R2AT), 2SN (2SN), 2SK (2SK), HY-PLUS I (HPI), & III (HPIII), 100R16/2SC (R16), CS-Guard R16, Dura-Hyd R16 (DH16), Dura-Hyd EX R16 (DHEX16), 100R17 (R17 & R17R), Dura-Hyd R17 (DH17 & WDH17), 100R19 (R19), & Jack hose (Male NPTF Solid Only) (JH). A Series couplings can be crimped in virtually all adjustable crimp machines. Some non-adjustable crimp equipment can produce crimp dimensions within CSI's recommended crimp specification.

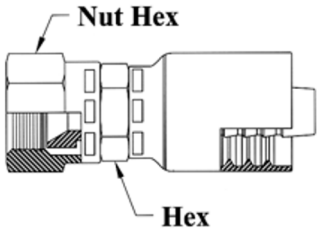
Trivalent Zinc Plating.

HOSE	A SERIES		NPTF - Female Solid			Part No.	
	Hose I.D.	Pipe Size	Thread Size	Hex Size	Hex Size		
A VARIABLE CRIMP COUPLINGS		1/4"	1/8"	1/8-27	5/8"	A02-4x2	
		1/4"	1/4"	1/4-18	3/4"	A02-4x4	
		3/8"	1/4"	1/4-18	3/4"	A02-6x4	
		3/8"	3/8"	3/8-18	7/8"	A02-6x6	
		3/8"	1/2"	1/2-14	1"	A02-6x8	
		1/2"	1/2"	1/2-14	1"	A02-8x8	
		3/4"	3/4"	3/4-14	1-1/4"	A02-12x12	
GRIP CRIMP COUPLINGS	A SERIES		NPSM - Female Swivel			Part No.	
	Hose I.D.	Pipe Size	Thread Size	Hex Size	Nut Hex		
D 3 SERIES THERMOPLASTIC		1/4"	1/4"	1/4-18	9/16"	11/16"	A05-4x4
		3/8"	3/8"	3/8-18	11/16"	7/8"	A05-6x6
		3/8"	1/2"	1/2-14	3/4"	1"	A05-6x8
		1/2"	1/2"	1/2-14	7/8"	1"	A05-8x8
		3/4"	3/4"	3/4-14	1-1/8"	1-1/4"	A05-12x12
		1"	1"	1-11 1/2	1-3/8"	1-1/2"	A05-16x16
		1-1/4"	1-1/4"	1 1/4-11 1/2	1-11/16"	1-7/8"	A05-20x20
QUICK COUPLERS	A SERIES		JIC 37° - Male Solid			Part No.	
	Hose I.D.	Thread Size	Tube O.D.	Hex Size	Hex Size		
F REUSABLE PUSH-ON ACCESS.		1/4"	7/16x20	1/4"	9/16"	A08-4x4	
		1/4"	1/2x20	5/16"	9/16"	A08-4x5	
		1/4"	9/16x18	3/8"	5/8"	A08-4x6	
		3/8"	9/16x18	3/8"	11/16"	A08-6x6	
		3/8"	3/4x16	1/2"	3/4"	A08-6x8	
		3/8"	7/8x14	5/8"	7/8"	A08-6x10	
		1/2"	3/4x16	1/2"	7/8"	A08-8x8	
		1/2"	7/8x14	5/8"	7/8"	A08-8x10	
		1/2"	1-1/16x12	3/4"	1-1/8"	A08-8x12	
		5/8"	3/4x16	1/2"	15/16"	A08-10x8	
G ADAPTERS		5/8"	7/8x14	5/8"	15/16"	A08-10x10	
		5/8"	1-1/16x12	3/4"	1-1/8"	A08-10x12	
		3/4"	7/8x14	5/8"	1-1/8"	A08-12x10	
		3/4"	1-1/16x12	3/4"	1-1/8"	A08-12x12	
H FABRICATION EQUIPMENT		3/4"	1-3/16x12	7/8"	1-3/8"	A08-12x14	
		3/4"	1-5/16x12	1"	1-3/8"	A08-12x16	
		1"	1-5/16x12	1"	1-3/8"	A08-16x16	
J THREAD ID TECHNICAL		1-1/4"	1-5/8x12	1-1/4"	1-11/16"	A08-20x20	
WWW.COUPLAMATIC.COM							

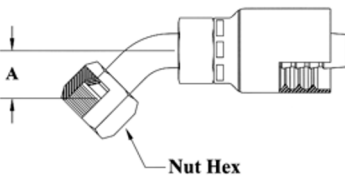
# A SERIES COUPLINGS

Bite to the Wire Hydraulic Hose ends for 100R1/1SN thin cover (57MB-1, 1SN), 100R2 thin cover (57MB-2, R2AT), 2SN (2SN), 2SK (2SK), HY-PLUS I (HPI), & III (HPIII), 100R16/2SC (R16), CS-Guard R16, Dura-Hyd R16 (DH16), Dura-Hyd EX R16 (DHEX16), 100R17 (R17 & R17R), Dura-Hyd R17 (DH17 & WDH17), 100R19 (R19), & Jack hose (Male NPTF Solid Only) (JH). A Series couplings can be crimped in virtually all adjustable crimp machines. Some non-adjustable crimp equipment can produce crimp dimensions within CSI's recommended crimp specification. Trivalent Zinc Plating.

## A SERIES JIC 37° - Female Swivel

		Hose I.D.	Thread Size	Tube O.D.	Hex Size	Nut Hex	Part No.	HOSE	
		1/4"	7/16x20	1/4"	9/16"	9/16"	A09-4x4	A	
		1/4"	1/2x20	5/16"	9/16"	5/8"	A09-4x5		
		1/4"	9/16x18	3/8"	9/16"	11/16"	A09-4x6		B
		3/8"	7/16x20	1/4"	11/16"	9/16"	A09-6x4		
		3/8"	1/2x20	5/16"	11/16"	5/8"	A09-6x5		
		3/8"	9/16x18	3/8"	11/16"	11/16"	A09-6x6		
		3/8"	3/4x16	1/2"	11/16"	7/8"	A09-6x8		
		3/8"	7/8x14	5/8"	7/8"	1"	A09-6x10	C	
		3/8"	1-1/16x12	3/4"	1"	1-1/4"	A09-6x12		
		1/2"	9/16x18	3/8"	7/8"	11/16"	A09-8x6		
		1/2"	3/4x16	1/2"	7/8"	7/8"	A09-8x8		
		1/2"	7/8x14	5/8"	7/8"	1"	A09-8x10		
		1/2"	1-1/16x12	3/4"	1-1/8"	1-1/4"	A09-8x12		D
		1/2"	1-5/16x12	1"	1-1/4"	1-1/2"	A09-8x16		
		5/8"	3/4x16	1/2"	15/16"	7/8"	A09-10x8		
		5/8"	7/8x14	5/8"	15/16"	1"	A09-10x10		
		5/8"	1-1/16x12	3/4"	1-1/16"	1-1/4"	A09-10x12		
		3/4"	3/4x16	1/2"	1-1/16"	7/8"	A09-12x8	E	
		3/4"	7/8x14	5/8"	1-1/16"	1"	A09-12x10		
		3/4"	1-1/16x12	3/4"	1-1/16"	1-1/4"	A09-12x12		
		3/4"	1-3/16x12	7/8"	1-3/8"	1-1/2"	A09-12x14		
		3/4"	1-5/16x12	1"	1-3/8"	1-1/2"	A09-12x16		
		1"	1-1/16x12	3/4"	1-3/8"	1-1/4"	A09-16x12		
		1"	1-5/16x12	1"	1-3/8"	1-1/2"	A09-16x16	E	
		1"	1-5/8x12	1-1/4"	1-11/16"	2"	A09-16x20		
		1-1/4"	1-5/8x12	1-1/4"	1-11/16"	2"	A09-20x20		

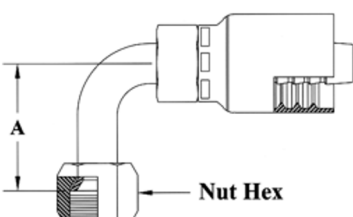
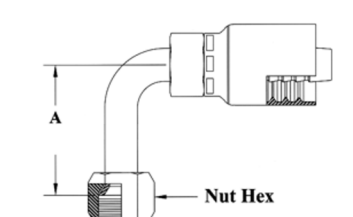
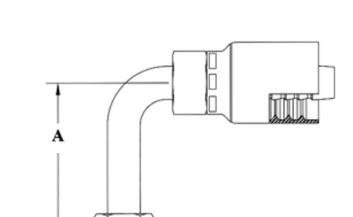

## A SERIES JIC/SAE Dual Seat - 45° Female Swivel

		Hose I.D.	Thread Size	Tube O.D.	A - Drop Inches	Nut Hex	Part No.	REUSABLES, PUSHON, ACCESS.
		1/4"	7/16x20	1/4"	0.47	9/16"	A25-4x4	F
		1/4"	1/2x20	5/16"	0.53	5/8"	A25-4x5	
		1/4"	9/16x18	3/8"	0.59	11/16"	A25-4x6*	
		3/8"	7/16x20	1/4"	0.47	9/16"	A25-6x4	G
		3/8"	9/16x18	3/8"	0.59	11/16"	A25-6x6*	
		3/8"	3/4x16	1/2"	0.71	7/8"	A25-6x8	
		1/2"	3/4x16	1/2"	0.71	7/8"	A25-8x8	H
		1/2"	7/8x14	5/8"	0.84	1"	A25-8x10	
		1/2"	1-1/16x12	3/4"	0.83	1-1/4"	A25-8x12	
		5/8"	7/8x14	5/8"	0.68	1"	A25-10x10	H
		5/8"	1-1/16x12	3/4"	0.78	1-1/4"	A25-10x12*	
		3/4"	1-1/16x12	3/4"	1.12	1-1/4"	A25-12x12*	
		3/4"	1-5/16x12	1"	1.15	1-1/2"	A25-12x16*	J
		1"	1-5/16x12	1"	1.15	1-1/2"	A25-16x16*	
		1-1/4"	1-5/8x12	1-1/4"	1.69	2"	A25 20x20	

\*JIC Seat and thread only

# A SERIES COUPLINGS

Bite to the Wire Hydraulic Hose ends for 100R1/1SN thin cover (57MB-1, 1SN), 100R2 thin cover (57MB-2, R2AT), 2SN (2SN), 2SK (2SK), HY-PLUS I (HPI), & III (HPIII), 100R16/2SC (R16), CS-Guard R16, Dura-Hyd R16 (DH16), Dura-Hyd EX R16 (DHEX16), 100R17 (R17 & R17R), Dura-Hyd R17 (DH17 & WDH17), 100R19 (R19), & Jack hose (Male NPTF Solid Only) (JH). A Series couplings can be crimped in virtually all adjustable crimp machines. Some non-adjustable crimp equipment can produce crimp dimensions within CSI's recommended crimp specification. Trivalent Zinc Plating.

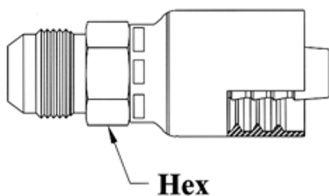
HOSE	A SERIES		JIC/SAE Dual Seat - 90° Female Swivel				Part No.
	Hose I.D.	Thread Size	Tube O.D.	A - Drop Inches	Nut Hex		
A VARIABLE CRIMP COUPLINGS		1/4"	7/16x20	1/4"	0.81	9/16"	A26-4x4
		1/4"	1/2x20	5/16"	0.83	5/8"	A26-4x5
		1/4"	9/16x18	3/8"	0.91	11/16"	A26-4x6*
		3/8"	7/16x20	1/4"	0.81	9/16"	A26-6x4
		3/8"	9/16x18	3/8"	0.91	11/16"	A26-6x6*
		3/8"	3/4x16	1/2"	1.15	7/8"	A26-6x8
		1/2"	9/16x18	3/8"	0.91	11/16"	A26-8x6*
		1/2"	3/4x16	1/2"	1.15	7/8"	A26-8x8
		1/2"	7/8x14	5/8"	1.23	1"	A26-8x10
		1/2"	1-1/16x12	3/4"	1.89	1-1/4"	A26-8x12
		5/8"	7/8x14	5/8"	1.23	1"	A26-10x10
		5/8"	1-1/16x12	3/4"	1.88	1-1/4"	A26-10x12*
		3/4"	7/8x14	5/8"	1.23	1"	A26-12x10
		3/4"	1-1/16x12	3/4"	1.88	1-1/4"	A26-12x12*
		D 3 SERIES THERMOPLASTIC	3/4"	1-5/16x12	1"	2.20	1-1/2"
1"	1-5/16x12		1"	2.20	1-1/2"	A26-16x16*	
1-1/4"	1-5/8x12		1-1/4"	3.31	2"	A26-20x20	
		*JIC Seat and thread only					
QUICK COUPLERS	A SERIES		JIC/SAE Dual Seat - 90° Female Swivel Medium Drop				Part No.
	Hose I.D.	Thread Size	Tube O.D.	A - Drop Inches	Nut Hex		
E REUSABLE PUSH-ON ACCESS.		1/4"	7/16x20	1/4"	1.26	9/16"	A24-4x4
		1/4"	9/16x18	3/8"	1.50	11/16"	A24-4x6*
		3/8"	9/16x18	3/8"	1.50	11/16"	A24-6x6*
		3/8"	3/4x16	1/2"	1.63	7/8"	A24-6x8
		1/2"	3/4x16	1/2"	1.63	7/8"	A24-8x8
		1/2"	7/8x14	5/8"	1.85	1"	A24-8x10
		5/8"	7/8x14	5/8"	1.85	1"	A24-10x10
		3/4"	1-1/16x12	3/4"	2.28	1-1/4"	A24-12x12*
		1"	1-5/16x12	1"	2.79	1-1/2"	A24-16x16*
				*JIC Seat and thread only			
ADAPTERS	A SERIES		JIC/SAE Dual Seat - 90° Female Swivel Long Drop				Part No.
	Hose I.D.	Thread Size	Tube O.D.	A - Drop Inches	Nut Hex		
H FABRICATION EQUIPMENT		1/4"	7/16x20	1/4"	1.80	9/16"	A27-4x4
		1/4"	9/16x18	3/8"	1.80	11/16"	A27-4x6*
		3/8"	1/2x20	5/16"	1.80	5/8"	A27-6x5
		3/8"	9/16x18	3/8"	2.18	11/16"	A27-6x6*
		3/8"	3/4x16	1/2"	2.50	7/8"	A27-6x8
		1/2"	3/4x16	1/2"	2.50	7/8"	A27-8x8
		1/2"	7/8x14	5/8"	2.75	1"	A27-8x10
		5/8"	7/8x14	5/8"	2.75	1"	A27-10x10
		3/4"	1-1/16x12	3/4"	3.73	1-1/4"	A27-12x12*
		1"	1-5/16x12	1"	4.50	1-1/2"	A27-16x16*
		*JIC Seat and thread only					
WWW.COULAMATIC.COM	A SERIES		JIC/SAE Dual Seat - 90° Female Swivel Long Drop				Part No.
	Hose I.D.	Thread Size	Tube O.D.	A - Drop Inches	Nut Hex		
J THREAD ID TECHNICAL		1/4"	7/16x20	1/4"	1.80	9/16"	A27-4x4
		1/4"	9/16x18	3/8"	1.80	11/16"	A27-4x6*
		3/8"	1/2x20	5/16"	1.80	5/8"	A27-6x5
		3/8"	9/16x18	3/8"	2.18	11/16"	A27-6x6*
		3/8"	3/4x16	1/2"	2.50	7/8"	A27-6x8
		1/2"	3/4x16	1/2"	2.50	7/8"	A27-8x8
		1/2"	7/8x14	5/8"	2.75	1"	A27-8x10
		5/8"	7/8x14	5/8"	2.75	1"	A27-10x10
		3/4"	1-1/16x12	3/4"	3.73	1-1/4"	A27-12x12*
		1"	1-5/16x12	1"	4.50	1-1/2"	A27-16x16*
		*JIC Seat and thread only					



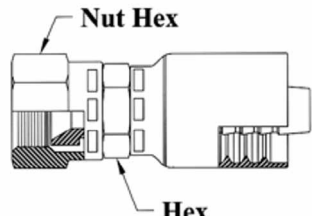
# A SERIES COUPLINGS

Bite to the Wire Hydraulic Hose ends for 100R1/1SN thin cover (57MB-1, 1SN), 100R2 thin cover (57MB-2, R2AT), 2SN (2SN), 2SK (2SK), HY-PLUS I (HPI), & III (HPIII), 100R16/2SC (R16), CS-Guard R16, Dura-Hyd R16 (DH16), Dura-Hyd EX R16 (DHEX16), 100R17 (R17 & R17R), Dura-Hyd R17 (DH17 & WDH17), 100R19 (R19), & Jack hose (Male NPTF Solid Only) (JH). A Series couplings can be crimped in virtually all adjustable crimp machines. Some non-adjustable crimp equipment can produce crimp dimensions within CSI's recommended crimp specification. Trivalent Zinc Plating.

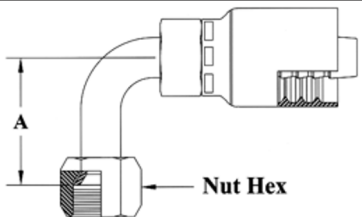
## A SERIES SAE 45° - Male Solid

	Hose I.D.	Thread Size	Tube OD	Hex Size	Part No.
	3/8"	5/8x18	3/8"	3/4"	A06-6x6
	3/4"	1-1/16x14	3/4"	1-1/8"	A06-12x12

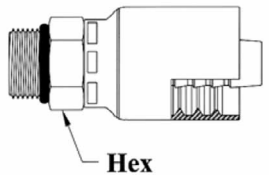
## A SERIES SAE 45° - Female Swivel

	Hose I.D.	Thread Size	Tube OD	Hex Size	Nut Hex	Part No.
	1/4"	5/8x18	3/8"	11/16"	3/4"	A07-4x6
	3/8"	5/8x18	3/8"	3/4"	3/4"	A07-6x6
	3/4"	1-1/16x14	3/4"	1-1/8"	1-1/4"	A07-12x12

## A SERIES SAE 45° Seat - 90° Female Swivel

	Hose I.D.	Thread Size	Tube O.D.	A - Drop Inches	Nut Hex	Part No.
	3/8"	5/8x18	3/8"	0.91	3/4"	A23-6x6

## A SERIES ORB - Male Solid

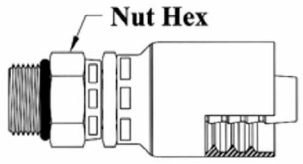
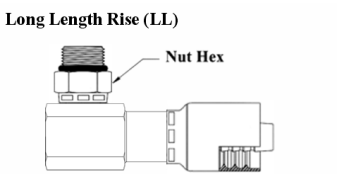
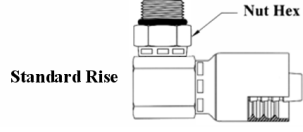
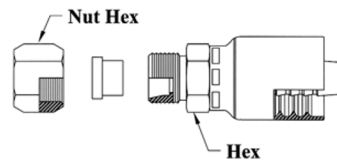
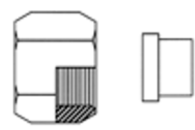
	Hose I.D.	Thread Size	Tube O.D.	Hex Size	Part No.
	1/4"	7/16x20	1/4"	9/16"	A11-4x4
	1/4"	1/2x20	5/16"	5/8"	A11-4x5
	1/4"	9/16x18	3/8"	11/16"	A11-4x6
	1/4"	3/4x16	1/2"	7/8"	A11-4x8
	3/8"	9/16x18	3/8"	11/16"	A11-6x6
	3/8"	3/4x16	1/2"	7/8"	A11-6x8
	3/8"	7/8x14	5/8"	1"	A11-6x10
	1/2"	3/4x16	1/2"	7/8"	A11-8x8
	1/2"	7/8x14	5/8"	1"	A11-8x10
	1/2"	1-1/16x12	3/4"	1-1/4"	A11-8x12
	5/8"	7/8x14	5/8"	1"	A11-10x10
	5/8"	1-1/16x12	3/4"	1-1/4"	A11-10x12
	3/4"	1-1/16x12	3/4"	1-1/4"	A11-12x12
	1"	1-5/16x12	1"	1-1/2"	A11-16x16

A	HOSE
B	VARIABLE CRIMP COUPLINGS
C	GRIP CRIMP COUPLINGS
D	3 SERIES THERMOPLASTIC
E	QUICK COUPLERS
F	REUSABLES, PUSHON, ACCESS.
G	ADAPTERS
H	FABRICATION EQUIPMENT
J	THREAD ID TECHNICAL
WWW.COM	COUPLAMATIC

# A SERIES COUPLINGS

Bite to the Wire Hydraulic Hose ends for 100R1/1SN thin cover (57MB-1, 1SN), 100R2 thin cover (57MB-2, R2AT), 2SN (2SN), 2SK (2SK), HY-PLUS I (HPI), & III (HPIII), 100R16/2SC (R16), CS-Guard R16, Dura-Hyd R16 (DH16), Dura-Hyd EX R16 (DHEX16), 100R17 (R17 & R17R), Dura-Hyd R17 (DH17 & WDH17), 100R19 (R19), & Jack hose (Male NPTF Solid Only) (JH). A Series couplings can be crimped in virtually all adjustable crimp machines. Some non-adjustable crimp equipment can produce crimp dimensions within CSI's recommended crimp specification.

Trivalent Zinc Plating.

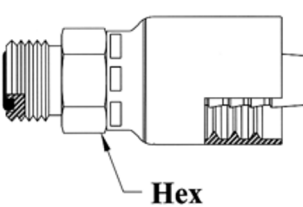
HOSE A	A SERIES		ORB - Male Swivel			Part No.																							
	Hose I.D.	Thread Size	Tube O.D.	Nut Hex																									
VARICRIMP COUPLINGS B																													
	1/4"	7/16x20	1/4"	5/8"	A12-4x4																								
	1/4"	9/16x18	3/8"	3/4"	A12-4x6																								
	3/8"	9/16x18	3/8"	3/4"	A12-6x6																								
	3/8"	3/4x16	1/2"	7/8"	A12-6x8																								
	1/2"	3/4x16	1/2"	7/8"	A12-8x8																								
	1/2"	7/8x14	5/8"	1"	A12-8x10																								
	3/4"	1-1/16x12	3/4"	1-1/4"	A12-12x12																								
	Swivel for installation purposes only. Leakage may occur at low pressure.																												
GRIP CRIMP COUPLINGS C	A SERIES		ORB - Male Swivel 90°			Long Length Part No.																							
	Hose I.D.	Thread Size	Tube O.D.	Nut Hex	Part No.																								
3 SERIES THERMOPLASTIC D																													
	1/4"	7/16x20	1/4"	5/8"	A15-4x4																								
	1/4"	9/16x18	3/8"	3/4"	A15-4x6																								
	3/8"	9/16x18	3/8"	3/4"	A15-6x6	A15LL-6x6																							
	3/8"	3/4x16	1/2"	7/8"	A15-6x8																								
	1/2"	3/4x16	1/2"	7/8"	A15-8x8	A15LL-8x8																							
	1/2"	7/8x14	5/8"	1"	A15-8x10																								
	3/4"	1-1/16x12	3/4"	1-1/4"	A15-12x12																								
	Swivel for installation purposes only. Leakage may occur at low pressure.																												
QUICK COUPLERS E																													
	Standard Rise																												
REUSABLE PUSH-ON ACCESS. F	A SERIES		Tube Repair Couplings			Part No.																							
	Hose I.D.	Thread Size	Tube OD	Hex Size	Nut Hex																								
ADAPTERS G																													
	1/4"	7/16x20	1/4"	9/16"	9/16"	A28-4x4																							
	1/4"	1/2x20	5/16"	9/16"	5/8"	A28-4x5																							
	3/8"	9/16x18	3/8"	11/16"	11/16"	A28-6x6																							
	3/8"	3/4x16	1/2"	3/4"	7/8"	A28-6x8																							
	1/2"	3/4x16	1/2"	7/8"	7/8"	A28-8x8																							
	1/2"	7/8x14	5/8"	7/8"	15/16"	A28-8x10																							
	3/4"	1-1/16x12	3/4"	1-1/8"	1-1/4"	A28-12x12																							
	1"	1-5/16x12	1"	1-3/8"	1-1/2"	A28-16x16																							
FABRICATION EQUIPMENT H																													
	<p><b>Nuts and Sleeves</b></p> <table border="1"> <thead> <tr> <th>Tube Size</th> <th>Nut Part No.</th> <th>Sleeve Part No.</th> </tr> </thead> <tbody> <tr> <td>1/4"</td> <td>718x4</td> <td>719x4</td> </tr> <tr> <td>5/16"</td> <td>718x5</td> <td>719x5</td> </tr> <tr> <td>3/8"</td> <td>718x6</td> <td>719x6</td> </tr> <tr> <td>1/2"</td> <td>718x8</td> <td>719x8</td> </tr> <tr> <td>5/8"</td> <td>718x10</td> <td>719x10</td> </tr> <tr> <td>3/4"</td> <td>718x12</td> <td>719x12</td> </tr> <tr> <td>1"</td> <td>718x16</td> <td>719x16</td> </tr> </tbody> </table>						Tube Size	Nut Part No.	Sleeve Part No.	1/4"	718x4	719x4	5/16"	718x5	719x5	3/8"	718x6	719x6	1/2"	718x8	719x8	5/8"	718x10	719x10	3/4"	718x12	719x12	1"	718x16
Tube Size	Nut Part No.	Sleeve Part No.																											
1/4"	718x4	719x4																											
5/16"	718x5	719x5																											
3/8"	718x6	719x6																											
1/2"	718x8	719x8																											
5/8"	718x10	719x10																											
3/4"	718x12	719x12																											
1"	718x16	719x16																											
THREAD ID TECHNICAL J																													
WWW. COUPLAMATIC COM K																													

# A SERIES COUPLINGS

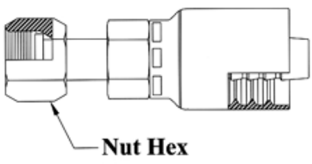
Bite to the Wire Hydraulic Hose ends for 100R1/1SN thin cover (57MB-1, 1SN), 100R2 thin cover (57MB-2, R2AT), 2SN (2SN), 2SK (2SK), HY-PLUS I (HPI), & III (HPIII), 100R16/2SC (R16), CS-Guard R16, Dura-Hyd R16 (DH16), Dura-Hyd EX R16 (DHEX16), 100R17 (R17 & R17R), Dura-Hyd R17 (DH17 & WDH17), 100R19 (R19), & Jack hose (Male NPTF Solid Only) (JH). A Series couplings can be crimped in virtually all adjustable crimp machines. Some non-adjustable crimp equipment can produce crimp dimensions within CSI's recommended crimp specification.

Trivalent Zinc Plating.

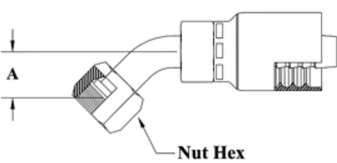
## A SERIES O-Ring Face Seal (ORF) - Male Solid

		Hose I.D.	Thread Size	Tube O.D.	Hex Size	Part No.	HOSE <b>A</b>
		1/4"	9/16x18	1/4"	5/8"	A29-4x4	
		1/4"	11/16x16	3/8"	3/4"	A29-4x6	
		3/8"	11/16x16	3/8"	3/4"	A29-6x6	
		3/8"	13/16x16	1/2"	7/8"	A29-6x8	
		1/2"	13/16x16	1/2"	7/8"	A29-8x8	
		1/2"	1x14	5/8"	1-1/16"	A29-8x10	
	GRIP CRIMP COUPLINGS <b>C</b>		1/2"	1-3/16x12	3/4"	1-1/4"	A29-8x12
			5/8"	1x14	5/8"	1-1/16"	A29-10x10
			5/8"	1-3/16x12	3/4"	1-1/4"	A29-10x12
			3/4"	1-3/16x12	3/4"	1-1/4"	A29-12x12
			1"	1-7/16x12	1"	1-1/2"	A29-16x16
		Couplings are capped with O-ring included.					

## A SERIES O-Ring Face Seal (ORF) - Female Swivel

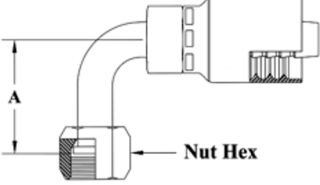
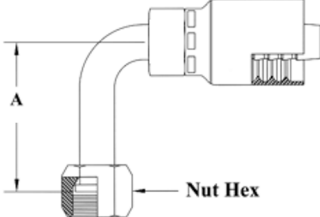
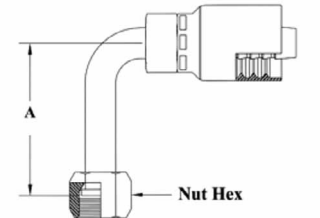
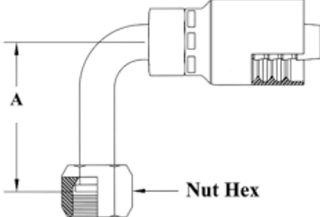
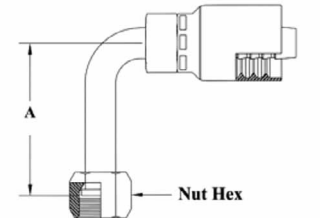
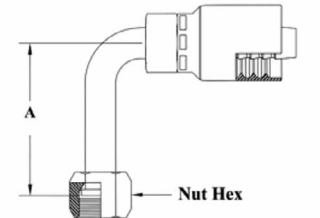
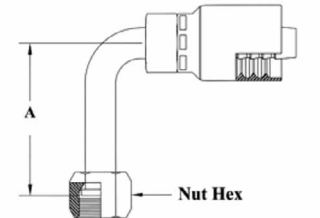
		Hose I.D.	Thread Size	Tube O.D.	Nut Hex	Part No.	3 SERIES THERMOPLASTIC <b>D</b>
		1/4"	9/16x18	1/4"	11/16"	A30-4x4	
		1/4"	11/16x16	3/8"	13/16"	A30-4x6	
		1/4"	13/16x16	1/2"	15/16"	A30-4x8	
		3/8"	9/16x18	1/4"	11/16"	A30-6x4	
		3/8"	11/16x16	3/8"	13/16"	A30-6x6	
		3/8"	13/16x16	1/2"	15/16"	A30-6x8	
	REUSABLES, PUSHON, ACCESS. <b>F</b>		1/2"	11/16x16	3/8"	13/16"	A30-8x6
			1/2"	13/16x16	1/2"	15/16"	A30-8x8
			1/2"	1x14	5/8"	1-1/8"	A30-8x10
			1/2"	1-3/16x12	3/4"	1-3/8"	A30-8x12
			5/8"	13/16x16	1/2"	15/16"	A30-10x8
			5/8"	1x14	5/8"	1-1/8"	A30-10x10
			5/8"	1-3/16x12	3/4"	1-3/8"	A30-10x12
			3/4"	1x14	5/8"	1-1/8"	A30-12x10
			3/4"	1-3/16x12	3/4"	1-3/8"	A30-12x12
			3/4"	1-7/16x12	1"	1-5/8"	A30-12x16
			1"	1-7/16x12	1"	1-5/8"	A30-16x16
			1"	1-11/16x12	1-1/4"	1-7/8"	A30-16x20
	1-1/4"	1-11/16x12	1-1/4"	1-7/8"	A30-20x20		

## A SERIES O-Ring Face Seal (ORF) - 45° Female Swivel

		Hose I.D.	Thread Size	Tube O.D.	A - Drop Inches	Nut Hex	Part No.	ADAPTERS <b>G</b>
		1/4"	9/16x18	1/4"	0.41	11/16"	A31-4x4	
		1/4"	11/16x16	3/8"	0.48	13/16"	A31-4x6	
		3/8"	11/16x16	3/8"	0.43	13/16"	A31-6x6	
		3/8"	13/16x16	1/2"	0.60	15/16"	A31-6x8	
		1/2"	11/16x16	3/8"	0.43	13/16"	A31-8x6	
		1/2"	13/16x16	1/2"	0.59	15/16"	A31-8x8	
	THREAD ID TECHNICAL <b>J</b>		1/2"	1x14	5/8"	0.68	1-1/8"	A31-8x10
			1/2"	1-3/16x12	3/4"	0.83	1-3/8"	A31-8x12
			5/8"	1x14	5/8"	0.68	1-1/8"	A31-10x10
			5/8"	1-3/16x12	3/4"	0.83	1-3/8"	A31-10x12
			3/4"	1x14	5/8"	0.68	1-1/8"	A31-12x10
			3/4"	1-3/16x12	3/4"	0.83	1-3/8"	A31-12x12
			3/4"	1-7/16x12	1"	1.15	1-5/8"	A31-12x16
			1"	1-7/16x12	1"	1.15	1-5/8"	A31-16x16
	1-1/4"	1-11/16x12	1-1/4"	1.07	1-7/8"	A31-20x20		

# A SERIES COUPLINGS

Bite to the Wire Hydraulic Hose ends for 100R1/1SN thin cover (57MB-1, 1SN), 100R2 thin cover (57MB-2, R2AT), 2SN (2SN), 2SK (2SK), HY-PLUS I (HPI), & III (HPIII), 100R16/2SC (R16), CS-Guard R16, Dura-Hyd R16 (DH16), Dura-Hyd EX R16 (DHEX16), 100R17 (R17 & R17R), Dura-Hyd R17 (DH17 & WDH17), 100R19 (R19), & Jack hose (Male NPTF Solid Only) (JH). A Series couplings can be crimped in virtually all adjustable crimp machines. Some non-adjustable crimp equipment can produce crimp dimensions within CSI's recommended crimp specification. Trivalent Zinc Plating.

HOSE	A SERIES		O-Ring Face Seal (ORF) - 90° Female Swivel			Part No.				
	Hose I.D.	Thread Size	Tube O.D.	A - Drop Inches	Nut Hex					
A VARICRIMP COUPLINGS		1/4"	9/16x18	1/4"	0.78	11/16"	A32-4x4			
		1/4"	11/16x16	3/8"	0.90	13/16"	A32-4x6			
		3/8"	9/16x18	1/4"	0.78	11/16"	A32-6x4			
		3/8"	11/16x16	3/8"	0.90	13/16"	A32-6x6			
		3/8"	13/16x16	1/2"	1.15	15/16"	A32-6x8			
		1/2"	11/16x16	3/8"	0.92	13/16"	A32-8x6			
		1/2"	13/16x16	1/2"	1.15	15/16"	A32-8x8			
		1/2"	1x14	5/8"	1.27	1-1/8"	A32-8x10			
		1/2"	1-3/16x12	3/4"	1.88	1-3/8"	A32-8x12			
		5/8"	13/16x16	1/2"	1.15	15/16"	A32-10x8			
		5/8"	1x14	5/8"	1.27	1-1/8"	A32-10x10			
		5/8"	1-3/16x12	3/4"	1.88	1-3/8"	A32-10x12			
		C GRIP CRIMP COUPLINGS		3/4"	1x14	5/8"	1.27	1-1/8"	A32-12x10	
				3/4"	1-3/16x12	3/4"	1.88	1-3/8"	A32-12x12	
3/4"	1-7/16x12			1"	2.20	1-5/8"	A32-12x16			
1"	1-7/16x12			1"	2.20	1-5/8"	A32-16x16			
D 3 SERIES THERMOPLASTIC		1-1/4"	1-11/16x12	1-1/4"	2.51	1-7/8"	A32-20x20			
E QUICK COUPLERS	A SERIES		O-Ring Face Seal (ORF) - 90° Female Swivel Medium Drop			Part No.				
	Hose I.D.	Thread Size	Tube OD	A-Drop Inches	Nut Hex					
F REUSABLES PUSH ON ACCESS.		1/4"	9/16x18	1/4"	1.26	11/16"	A34-4x4			
		3/8"	11/16x16	3/8"	1.51	13/16"	A34-6x6			
		3/8"	13/16x16	1/2"	1.62	15/16"	A34-6x8			
		1/2"	13/16x16	1/2"	1.62	15/16"	A34-8x8			
		5/8"	1x14	5/8"	1.85	1-1/8"	A34-10x10			
		3/4"	1-3/16x12	3/4"	2.28	1-3/8"	A34-12x12			
		1"	1-7/16x12	1"	2.78	1-5/8"	A34-16x16			
		1-1/4"	1-11/16x12	1-1/4"	3.09	1-7/8"	A34-20x20			
		G ADAPTERS								
H FABRICATION EQUIPMENT	A SERIES		O-Ring Face Seal (ORF) - 90° Female Swivel Long Drop			Part No.				
	Hose I.D.	Thread Size	Tube O.D.	A - Drop Inches	Nut Hex					
J THREAD ID TECHNICAL		1/4"	9/16x18	1/4"	1.80	11/16"	A33-4x4			
		1/4"	11/16x16	3/8"	2.13	13/16"	A33-4x6			
		3/8"	11/16x16	3/8"	2.13	13/16"	A33-6x6			
		3/8"	13/16x16	1/2"	2.51	15/16"	A33-6x8			
		1/2"	13/16x16	1/2"	2.51	15/16"	A33-8x8			
		1/2"	1x14	5/8"	2.76	1-1/8"	A33-8x10			
		5/8"	1x14	5/8"	2.76	1-1/8"	A33-10x10			
		3/4"	1-3/16x12	3/4"	3.78	1-3/8"	A33-12x12			
WWW.COULAMATIC.COM		1"	1-7/16x12	1"	4.50	1-5/8"	A33-16x16			

# A SERIES COUPLINGS

Bite to the Wire Hydraulic Hose ends for 100R1/1SN thin cover (57MB-1, 1SN), 100R2 thin cover (57MB-2, R2AT), 2SN (2SN), 2SK (2SK), HY-PLUS I (HPI), & III (HPIII), 100R16/2SC (R16), CS-Guard R16, Dura-Hyd R16 (DH16), Dura-Hyd EX R16 (DHEX16), 100R17 (R17 & R17R), Dura-Hyd R17 (DH17 & WDH17), 100R19 (R19), & Jack hose (Male NPTF Solid Only) (JH). A Series couplings can be crimped in virtually all adjustable crimp machines. Some non-adjustable crimp equipment can produce crimp dimensions within CSI's recommended crimp specification. **Trivalent Zinc Plating.**

## A SERIES

O-Ring For O-Ring Face Seal (ORF)

	Thread Size	Tube OD	Part No.
	9/16x18	1/4"	4629x4
	11/16x16	3/8"	4629x6
	13/16x16	1/2"	4629x8
	1x14	5/8"	4629x10
	1-3/16x12	3/4"	4629x12
	1-7/16x12	1"	4629x16
	1-11/16x12	1-1/4"	4629x20

## A SERIES

Male Inverted Flare

	Hose I.D.	Thread Size	Tube OD	Nut Hex	Part No.
	1/4"	7/16x24	1/4"	7/16"	A18-4x4
	1/4"	1/2x20	5/16"	1/2"	A18-4x5
	3/8"	5/8x18	3/8"	5/8"	A18-6x6

## A SERIES

Male Inverted Flare - 45°

	Hose I.D.	Thread Size	Tube OD	A-Drop Inches	Nut Hex	Part No.
	1/4"	7/16x24	1/4"	1.08	7/16"	A19-4x4
	3/8"	5/8x18	3/8"	1.03	5/8"	A19-6x6

## A SERIES

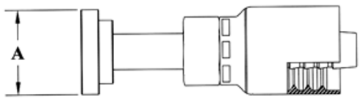
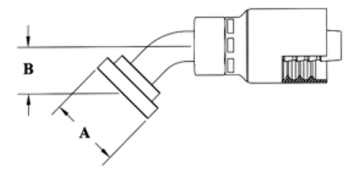
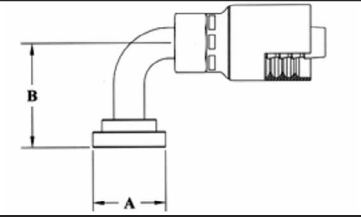
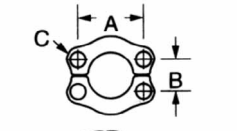
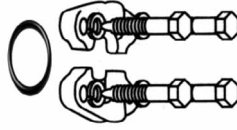
Male Inverted Flare - 90°

	Hose I.D.	Thread Size	Tube OD	A-Drop Inches	Nut Hex	Part No.
	1/4"	7/16x24	1/4"	1.23	7/16"	A20-4x4
	3/8"	5/8x18	3/8"	1.63	5/8"	A20-6x6

A	HOSE
B	VAR-CRIMP COUPLINGS
C	GRIP CRIMP COUPLINGS
D	3 SERIES THERMOPLASTIC
E	QUICK COUPLERS
F	REUSABLES, PUSHON, ACCESS.
G	ADAPTERS
H	FABRICATION EQUIPMENT
J	THREAD ID TECHNICAL
WWW.	COUPLAMATIC.COM

# A SERIES COUPLINGS

Bite to the Wire Hydraulic Hose ends for 100R1/1SN thin cover (57MB-1, 1SN), 100R2 thin cover (57MB-2, R2AT), 2SN (2SN), 2SK (2SK), HY-PLUS I (HPI), & III (HPIII), 100R16/2SC (R16), CS-Guard R16, Dura-Hyd R16 (DH16), Dura-Hyd EX R16 (DHEX16), 100R17 (R17 & R17R), Dura-Hyd R17 (DH17 & WDH17), 100R19 (R19), & Jack hose (Male NPTF Solid Only) (JH). A Series couplings can be crimped in virtually all adjustable crimp machines. Some non-adjustable crimp equipment can produce crimp dimensions within CSI's recommended crimp specification. Trivalent Zinc Plating.

HOSE	A SERIES		Code 61 Split Flange - Straight			Part No.
	Hose I.D.	Flange Size	A-Dia Inches			
<b>A</b> VARI-CRIMP COUPLINGS		1/2"	1/2"	1.19		A47-8x8
		1/2"	3/4"	1.50		A47-8x12
		3/4"	3/4"	1.50		A47-12x12
		3/4"	1"	1.75		A47-12x16
		1"	1"	1.75		A47-16x16
		1"	1-1/4"	2.00		A47-16x20
		1-1/4"	1-1/4"	2.00		A47-20x20
GRIP CRIMP COUPLINGS	A SERIES		Code 61 Split Flange - 45° Bend			Part No.
	Hose I.D.	Flange Size	A-Dia Inches	B-Drop Inches		
<b>C</b> 3 SERIES THERMOPLASTIC		1/2"	1/2"	1.19	0.78	A50-8x8
		3/4"	3/4"	1.50	1.00	A50-12x12
		3/4"	1"	1.75	1.00	A50-12x16
		1"	1"	1.75	1.12	A50-16x16
		1-1/4"	1-1/4"	2.00	1.12	A50-20x20
QUICK COUPLERS	A SERIES		Code 61 Split Flange - 90° Bend			Part No.
	Hose I.D.	Flange Size	A-Dia Inches	B-Drop Inches		
<b>D</b> REUSABLES PUSH-ON ACCESS.		1/2"	1/2"	1.19	1.62	A53-8x8
		1/2"	3/4"	1.50	1.68	A53-8x12
		3/4"	3/4"	1.50	2.12	A53-12x12
		3/4"	1"	1.75	2.12	A53-12x16
		1"	1"	1.75	2.38	A53-16x16
		1"	1-1/4"	2.00	2.38	A53-16x20
		1-1/4"	1-1/4"	2.00	2.62	A53-20x20
ADAPTERS	A SERIES		Code 61 Split Flange Kits			Complete Kit Part No.
	Flange Size	A Inches	B Inches	C Inches	O-Ring Part No.	
<b>E</b> FABRICATION EQUIPMENT		3/4"	1.88	.88	13/32	SFK-12
		1"	2.06	1.03	13/32	SFK-16
		1-1/4"	2.31	1.19	15/32	SFK-20
<b>F</b> THREAD ID TECHNICAL						
<b>G</b> WWW.COUPLAMATIC.COM						

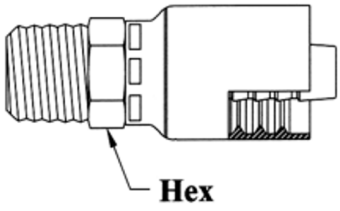
# A SERIES COUPLINGS

Bite to the Wire Hydraulic Hose ends for 100R1/1SN thin cover (57MB-1, 1SN), 100R2 thin cover (57MB-2, R2AT), 2SN (2SN), 2SK (2SK), HY-PLUS I (HPI), & III (HPIII), 100R16/2SC (R16), CS-Guard R16, Dura-Hyd R16 (DH16), Dura-Hyd EX R16 (DHEX16), 100R17 (R17 & R17R), Dura-Hyd R17 (DH17 & WDH17), 100R19 (R19), & Jack hose (Male NPTF Solid Only) (JH). A Series couplings can be crimped in virtually all adjustable crimp machines. Some non-adjustable crimp equipment can produce crimp dimensions within CSI's recommended crimp specification.

Trivalent Zinc Plating.

## A SERIES

### BSPT - British Standard Tapered - Male Pipe Solid

Hose I.D.	BSPT Size	Thread Size	Hex Size	Part No.
 <p>Hex</p>	1/4"	1/4"	R-1/4-19	5/8"
	3/8"	3/8"	R-3/8-19	3/4"
	1/2"	1/2"	R-1/2-14	7/8"
	3/4"	3/4"	R-3/4-14	1-1/8"
<p>R. as part of thread size is ISO designation for tapered thread</p>				

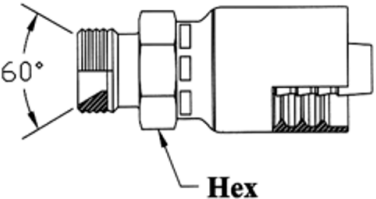
A  
HOSE

B  
VAR-CRIMP  
COUPLINGS

C  
GRIP CRIMP  
COUPLINGS

## A SERIES

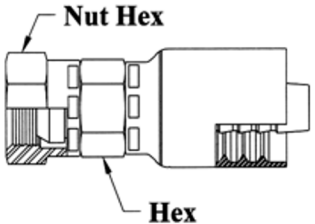
### BSPP - British Standard Parallel 60° Seat - Male Pipe Solid

Hose I.D.	BSPP Size	Thread Size	Hex Size	Part No.
 <p>60°</p> <p>Hex</p>	1/4"	1/4"	G-1/4-19	11/16"
	3/8"	3/8"	G-3/8-19	3/4"
	3/8"	1/2"	G-1/2-14	1"
	1/2"	1/2"	G-1/2-14	1"
	3/4"	3/4"	G-3/4-14	1-1/8"
<p>G. as part of thread size is ISO designation for parallel thread</p>				

D  
3 SERIES  
THERMOPLASTIC

## A SERIES

### BSPP - British Standard Parallel 60° Cone - Female Swivel

Hose I.D.	BSPP Size	Thread Size	Hex Size	Nut Hex	Part No.
 <p>Nut Hex</p> <p>Hex</p>	1/4"	1/4"	G-1/4-19	9/16"	3/4"
	1/4"	3/8"	G-3/8-19	3/4"	7/8"
	3/8"	3/8"	G-3/8-19	3/4"	7/8"
	3/8"	1/2"	G-1/2-14	3/4"	1"
	1/2"	1/2"	G-1/2-14	7/8"	1"
	5/8"	5/8"	G-5/8-14	15/16"	1-3/16"
	3/4"	3/4"	G-3/4-14	1-1/8"	1-1/4"
	1"	1"	G-1-11	1-3/8"	1-1/2"
	1-1/4"	1-1/4"	G-1-1/4-11	1-11/16"	1-7/8"
	<p>G. as part of thread size is ISO designation for parallel thread</p>				

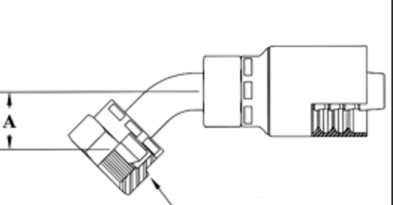
E  
QUICK  
COUPLERS

F  
REUSABLES,  
PUSHON, ACCESS.

G  
ADAPTERS

## A SERIES

### BSPP - British Standard Parallel 60° Cone - 45° Bend Female Swivel

Hose I.D.	BSPP Size	Thread Size	A-Drop Inches	Nut Hex	Part No.
 <p>Nut Hex</p> <p>A</p>	1/4"	1/4"	G-1/4-19	0.91	3/4"
	3/8"	3/8"	G-3/8-19	0.90	7/8"
	1/2"	1/2"	G-1/2-14	0.87	1"
	3/4"	3/4"	G-3/4-14	1.31	1-1/4"
<p>G. as part of thread size is ISO designation for parallel thread</p>					

H  
FABRICATION  
EQUIPMENT

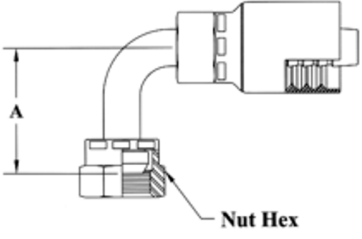
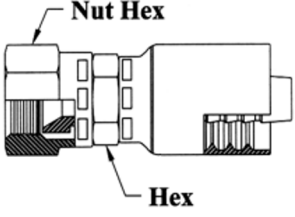
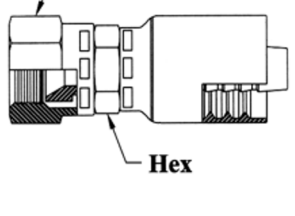
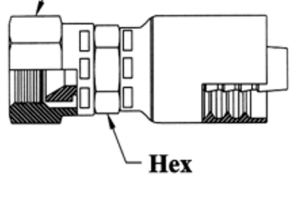
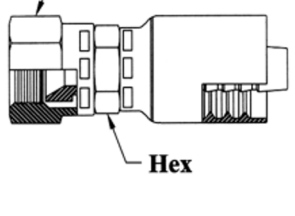
J  
THREAD ID  
TECHNICAL

WWW.  
COUPLAMATIC  
COM

# A SERIES COUPLINGS

Bite to the Wire Hydraulic Hose ends for 100R1/1SN thin cover (57MB-1, 1SN), 100R2 thin cover (57MB-2, R2AT), 2SN (2SN), 2SK (2SK), HY-PLUS I (HPI), & III (HPIII), 100R16/2SC (R16), CS-Guard R16, Dura-Hyd R16 (DH16), Dura-Hyd EX R16 (DHEX16), 100R17 (R17 & R17R), Dura-Hyd R17 (DH17 & WDH17), 100R19 (R19), & Jack hose (Male NPTF Solid Only) (JH). A Series couplings can be crimped in virtually all adjustable crimp machines. Some non-adjustable crimp equipment can produce crimp dimensions within CSI's recommended crimp specification.

Trivalent Zinc Plating.

HOSE	A SERIES		BSPP - British Standard Parallel 60° Cone - 90° Bend Female Swivel			Part No.	
	Hose I.D.	BSPP Size	Thread Size	A-Drop Inches	Nut Hex		
A VARIABLE CRIMP COUPLINGS		1/4"	1/4"	G-1/4-19	1.50	3/4"	A46-4x4
		3/8"	3/8"	G-3/8-19	1.60	7/8"	A46-6x6
		1/2"	1/2"	G-1/2-14	1.89	1"	A46-8x8
		5/8"	5/8"	G-5/8-14	1.83	1-3/16"	A46-10x10
		3/4"	3/4"	G-3/4-14	2.55	1-1/4"	A46-12x12
		1"	1"	G-1-11	2.98	1-1/2"	A46-16x16
		G. as part of thread size is ISO designation for parallel thread					
C GRIP CRIMP COUPLINGS	A SERIES		JIS 30° Flare Parallel Pipe - Female Swivel			Part No.	
D 3 SERIES THERMOPLASTIC	Hose I.D.	Tube Size	Thread Size	Hex Size	Nut Hex		
		1/4"	1/4"	G-1/4-19	5/8"	3/4"	A40-4x4
		3/8"	3/8"	G-3/8-19	11/16"	7/8"	A40-6x6
		1/2"	1/2"	G-1/2-14	7/8"	1-1/16"	A40-8x8
		3/4"	3/4"	G-3/4-14	1-1/8"	1-1/4"	A40-12x12
		1"	1"	G-1-11	1-3/8"	1-1/2"	A40-16x16
		G. as part of thread size is ISO designation for parallel thread					
E QUICK COUPLERS		A SERIES		Komatsu 30° Flare - Female Swivel			Part No.
Hose I.D.	Thread Size	Hex Size	Nut Hex	Part No.			
F REUSABLE PUSH-ON ACCESS.		1/4"	M14x1.5	5/8"	3/4"	A39-4x14	
		3/8"	M18x1.5	11/16"	7/8"	A39-6x18	
		1/2"	M22x1.5	7/8"	1"	A39-8x22	
		5/8"	M24x1.5	1"	1-1/4"	A39-10x24	
		3/4"	M30x1.5	1-1/8"	1-3/8"	A39-12x30	
		1"	M33x1.5	1-3/8"	1-1/2"	A39-16x33	
		G. as part of thread size is ISO designation for parallel thread					
G ADAPTERS	A SERIES		Komatsu 30° Flare - Female Swivel			Part No.	
Hose I.D.	Thread Size	Hex Size	Nut Hex	Part No.			
H FABRICATION EQUIPMENT		1/4"	M14x1.5	5/8"	3/4"	A39-4x14	
		3/8"	M18x1.5	11/16"	7/8"	A39-6x18	
		1/2"	M22x1.5	7/8"	1"	A39-8x22	
		5/8"	M24x1.5	1"	1-1/4"	A39-10x24	
		3/4"	M30x1.5	1-1/8"	1-3/8"	A39-12x30	
		1"	M33x1.5	1-3/8"	1-1/2"	A39-16x33	
		G. as part of thread size is ISO designation for parallel thread					
J THREAD ID TECHNICAL	A SERIES		Komatsu 30° Flare - Female Swivel			Part No.	
Hose I.D.	Thread Size	Hex Size	Nut Hex	Part No.			
WWW.COUPLAMATIC.COM		1/4"	M14x1.5	5/8"	3/4"	A39-4x14	
		3/8"	M18x1.5	11/16"	7/8"	A39-6x18	
		1/2"	M22x1.5	7/8"	1"	A39-8x22	
		5/8"	M24x1.5	1"	1-1/4"	A39-10x24	
		3/4"	M30x1.5	1-1/8"	1-3/8"	A39-12x30	
		1"	M33x1.5	1-3/8"	1-1/2"	A39-16x33	
		G. as part of thread size is ISO designation for parallel thread					



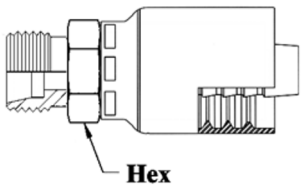
# A SERIES COUPLINGS

Bite to the Wire Hydraulic Hose ends for 100R1/1SN thin cover (57MB-1, 1SN), 100R2 thin cover (57MB-2, R2AT), 2SN (2SN), 2SK (2SK), HY-PLUS I (HPI), & III (HPIII), 100R16/2SC (R16), CS-Guard R16, Dura-Hyd R16 (DH16), Dura-Hyd EX R16 (DHEX16), 100R17 (R17 & R17R), Dura-Hyd R17 (DH17 & WDH17), 100R19 (R19), & Jack hose (Male NPTF Solid Only) (JH). A Series couplings can be crimped in virtually all adjustable crimp machines. Some non-adjustable crimp equipment can produce crimp dimensions within CSI's recommended crimp specification.

Trivalent Zinc Plating.

## A SERIES DIN Light 24° Seat - Male Solid

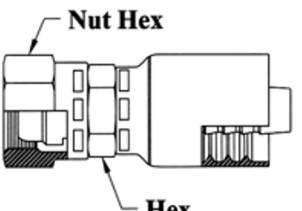
Hose I.D.	Thread Size	Tube OD	Hex Size	Part No.
1/4"	M14x1.5	8mm	5/8"	A66-4x8
3/8"	M16x1.5	10mm	3/4"	A66-6x10
3/8"	M18x1.5	12mm	3/4"	A66-6x12
1/2"	M22x1.5	15mm	7/8"	A66-8x15
5/8"	M26x1.5	18mm	1-1/16"	A66-10x18
3/4"	M30x2.0	22mm	1-1/4"	A66-12x22



Hex

## A SERIES DIN Light Universal Seat - Female Swivel

Hose I.D.	Tube Size	Thread Size	Hex Size	Nut Hex	Part No.
1/4"	6mm	M12x1.5	5/8"	11/16"	A37-4x6
1/4"	8mm	M14x1.5	5/8"	11/16"	A37-4x8
1/4"	10mm	M16x1.5	5/8"	3/4"	A37-4x10
3/8"	10mm	M16x1.5	11/16"	3/4"	A37-6x10
3/8"	12mm	M18x1.5	11/16"	7/8"	A37-6x12
1/2"	15mm	M22x1.5	7/8"	1-1/16"	A37-8x15
5/8"	18mm	M26x1.5	15/16"	1-1/4"	A37-10x18
3/4"	22mm	M30x2.0	1-1/8"	1-1/2"	A37-12x22
1"	28mm	M36x2.0	1-3/8"	1-7/8"	A37-16x28

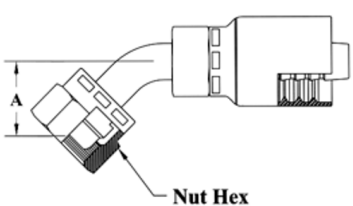


Nut Hex

Hex

## A SERIES DIN Light Universal Seat - Female Swivel 45° Bend

Hose I.D.	Tube Size	Thread Size	A-Drop Inches	Nut Hex	Part No.
1/4"	8mm	M14x1.5	0.97	11/16"	A41-4x8
1/4"	10mm	M16x1.5	0.96	3/4"	A41-4x10
3/8"	10mm	M16x1.5	0.96	3/4"	A41-6x10
3/8"	12mm	M18x1.5	1.00	7/8"	A41-6x12
1/2"	15mm	M22x1.5	1.18	1-1/16"	A41-8x15
5/8"	18mm	M26x1.5	1.25	1-1/4"	A41-10x18
3/4"	22mm	M30x2.0	1.41	1-1/2"	A41-12x22



Nut Hex

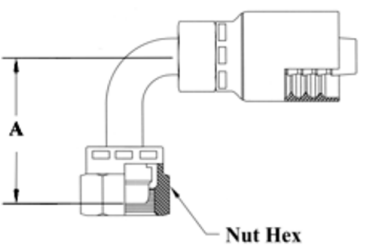
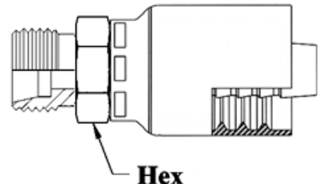
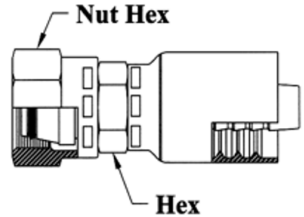
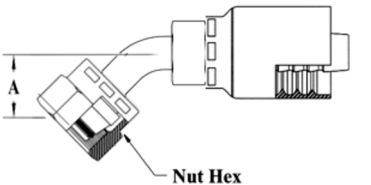
Visit [www.couplamatic.com](http://www.couplamatic.com) or call your sales representative to get the most current crimp charts.

A HOSE  
B VAR-CRIMP COUPLINGS  
C GRIP CRIMP COUPLINGS  
D 3 SERIES THERMOPLASTIC  
E QUICK COUPLERS  
F REUSABLES, PUSHION, ACCESS.  
G ADAPTERS  
H FABRICATION EQUIPMENT  
J THREAD ID TECHNICAL  
WWW.COUPPLAMATIC.COM

# A SERIES COUPLINGS

Bite to the Wire Hydraulic Hose ends for 100R1/1SN thin cover (57MB-1, 1SN), 100R2 thin cover (57MB-2, R2AT), 2SN (2SN), 2SK (2SK), HY-PLUS I (HPI), & III (HPIII), 100R16/2SC (R16), CS-Guard R16, Dura-Hyd R16 (DH16), Dura-Hyd EX R16 (DHEX16), 100R17 (R17 & R17R), Dura-Hyd R17 (DH17 & WDH17), 100R19 (R19), & Jack hose (Male NPTF Solid Only) (JH). A Series couplings can be crimped in virtually all adjustable crimp machines. Some non-adjustable crimp equipment can produce crimp dimensions within CSI's recommended crimp specification.

Trivalent Zinc Plating.

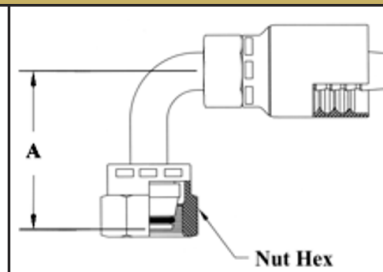
HOSE	A SERIES		DIN Light Universal Seat - Female Swivel 90° Bend					
			Hose I.D.	Tube Size	Thread Size	A - Drop Inches	Nut Hex	Part No.
A VARIABLE CRIMP COUPLINGS		1/4"	8mm	M14x1.5	1.48	11/16"	A44-4x8	
		1/4"	10mm	M16x1.5	1.65	3/4"	A44-4x10	
		3/8"	10mm	M16x1.5	1.65	3/4"	A44-6x10	
		3/8"	12mm	M18x1.5	1.65	7/8"	A44-6x12	
		1/2"	15mm	M22x1.5	1.93	1-1/16"	A44-8x15	
		5/8"	18mm	M26x1.5	2.31	1-1/4"	A44-10x18	
		3/4"	22mm	M30x2.0	2.59	1-1/2"	A44-12x22	
C GRIP CRIMP COUPLINGS	A SERIES		DIN Heavy 24° Seat - Male Solid					
D 3 SERIES THERMOPLASTIC			Hose I.D.	Thread Size	Tube Size	Hex Size	Part No.	
		1/4"	M16x1.5	8mm	5/8"	A67-4x8		
		1/4"	M18x1.5	10mm	11/16"	A67-4x10		
		3/8"	M18x1.5	10mm	3/4"	A67-6x10		
		3/8"	M20x1.5	12mm	13/16"	A67-6x12		
		1/2"	M24x1.5	16mm	7/8"	A67-8x16		
5/8"	M30x2.0	20mm	1-1/4"	A67-10x20				
E QUICK COUPLERS	A SERIES		DIN Heavy 24° Seat - Female Swivel					
F REUSABLE PUSH-ON ACCESS.			Hose I.D.	Tube Size	Thread Size	Hex Size	Nut Hex	Part No.
		1/4"	8mm	M16x1.5	5/8"	3/4"	A38-4x8	
		1/4"	10mm	M18x1.5	5/8"	7/8"	A38-4x10	
		3/8"	10mm	M18x1.5	3/4"	7/8"	A38-6x10	
		3/8"	12mm	M20x1.5	3/4"	1"	A38-6x12	
		3/8"	14mm	M22x1.5	3/4"	1-1/16"	A38-6x14	
		1/2"	16mm	M24x1.5	7/8"	1-1/8"	A38-8x16	
		5/8"	20mm	M30x2.0	1-1/8"	1-1/2"	A38-10x20	
		3/4"	20mm	M30x2.0	1-1/8"	1-1/2"	A38-12x20	
		3/4"	25mm	M36x2.0	1-3/8"	1-7/8"	A38-12x25	
		1"	30mm	M42x2.0	1-11/16"	2"	A38-16x30	
H FABRICATION EQUIPMENT	A SERIES		DIN Heavy 24° Seat - Female Swivel 45° Bend					
J THREAD ID TECHNICAL			Hose I.D.	Tube Size	Thread Size	A-Drop Inches	Nut Hex	Part No.
		1/4"	10mm	M18x1.5	0.96	7/8"	A42-4x10	
		3/8"	12mm	M20x1.5	1.13	1"	A42-6x12	
		1/2"	16mm	M24x1.5	1.25	1-1/8"	A42-8x16	
		5/8"	20mm	M30x2.0	1.50	1-1/2"	A42-10x20	
WWW COUPLAMATIC.COM	O-Ring Included							

# A SERIES COUPLINGS

Bite to the Wire Hydraulic Hose ends for 100R1/1SN thin cover (57MB-1, 1SN), 100R2 thin cover (57MB-2, R2AT), 2SN (2SN), 2SK (2SK), HY-PLUS I (HPI), & III (HPIII), 100R16/2SC (R16), CS-Guard R16, Dura-Hyd R16 (DH16), Dura-Hyd EX R16 (DHEX16), 100R17 (R17 & R17R), Dura-Hyd R17 (DH17 & WDH17), 100R19 (R19), & Jack hose (Male NPTF Solid Only) (JH). A Series couplings can be crimped in virtually all adjustable crimp machines. Some non-adjustable crimp equipment can produce crimp dimensions within CSI's recommended crimp specification. **Trivalent Zinc Plating.**

## A SERIES

DIN Heavy 24° Seat - Female  
Swivel 90° Bend



Hose I.D.	Tube Size	Thread Size	A-Drop Inches	Nut Hex	Part No.
1/4"	10mm	M18x1.5	1.50	7/8"	A45-4x10
3/8"	12mm	M20x1.5	1.95	1"	A45-6x12
3/8"	14mm	M22x1.5	2.07	1-1/16"	A45-6x14
1/2"	16mm	M24x1.5	2.05	1-1/8"	A45-8x16
5/8"	20mm	M30x2.0	2.38	1-1/2"	A45-10x20

O-Ring Included

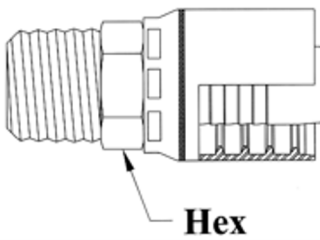
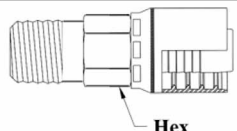
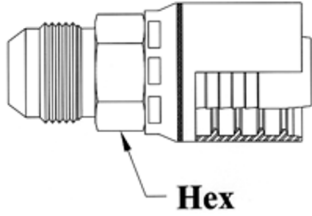
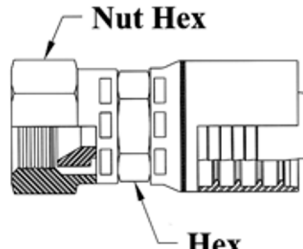
A	HOSE
B	VARIABLE CRIMP COUPLINGS
C	GRIP CRIMP COUPLINGS
D	3 SERIES THERMOPLASTIC
E	QUICK COUPLERS
F	REUSABLES, PUSHON, ACCESS.
G	ADAPTERS
H	FABRICATION EQUIPMENT
J	THREAD ID TECHNICAL
WWW.	COUPLAMATIC.COM

Visit [www.couplamatic.com](http://www.couplamatic.com) or call your sales representative to get the most current crimp charts.

# GW SERIES 100R12 NO-SKIVE COUPLINGS

Bite to the Wire Hose Ends for 100R12 Four Spiral (SP580, R12, and DHEXR12), CS-Flex 4, CS-Guard Flex 4, CS-Flex 5 (1/2" to 1-1/4"), CS-Flex 6 (1/2" to 1"), 100R2 Thin Cover (3/4" thru 1-1/4"), 2SN (3/4"-2"), and 100R4 (1-1/2" & 2"). **NO SKIVE REQUIRED.** The GW Series Four Spiral Coupling is compatible with some fixed and virtually all adjustable spiral crimp machines on the market. Check crimp O.D. carefully.

Trivalent Zinc Plating

		GW SERIES		NPTF - Male Solid			
A HOSE	B WIRE CRIMP COUPLINGS	Hose I.D.	Pipe Size	Thread Size	Hex Size	Part No.	
			1/2"	1/2"	1/2-14	7/8"	GW01-8x8
		1/2"	3/4"	3/4-14	1-1/8"	GW01-8x12	
		5/8"	1/2"	1/2-14	15/16"	GW01-10x8	
		5/8"	3/4"	3/4-14	1-1/8"	GW01-10x12	
		3/4"	3/4"	3/4-14	1-1/8"	GW01-12x12	
		3/4"	1"	1-11 1/2	1-3/8"	GW01-12x16	
		1"	3/4"	3/4-14	1-3/8"	GW01-16x12	
		1"	1"	1-11 1/2	1-3/8"	GW01-16x16	
		1-1/4"	1-1/4"	1 1/4-11 1/2	1-11/16"	GW01-20x20	
		1-1/2"	1-1/2"	1 1/2-11 1/2	2"	GW01-24x24	
		2"	2"	2-11 1/2	2-1/2"	GW01-32x32	
		GW SERIES		NPTF (API Thread) - Male Solid			
D 3 SERIES THERMOPLASTIC	D 3 SERIES THERMOPLASTIC	Hose I.D.	Pipe Size	Thread Size	Hex Size	Part No.	
			2"	2"	2-11 1/2	2-1/2"	GWAP-32x32
		GW SERIES		JIC 37° - Male Solid			
E QUICK COUPLERS	F REUSABLE PUSH-ON ACCESS.	Hose I.D.	Tube Size	Thread Size	Hex Size	Part No.	
			1/2"	1/2"	3/4x16	7/8"	GW08-8x8
		1/2"	5/8"	7/8x14	7/8"	GW08-8x10	
		5/8"	5/8"	7/8x14	15/16"	GW08-10x10	
		5/8"	3/4"	1-1/16x12	1-1/8"	GW08-10x12	
		3/4"	3/4"	1-1/16x12	1-1/8"	GW08-12x12	
		3/4"	7/8"	1-3/16x12	1-3/8"	GW08-12x14	
		3/4"	1"	1-5/16x12	1-3/8"	GW08-12x16	
		1"	1"	1-5/16x12	1-3/8"	GW08-16x16	
		1-1/4"	1-1/4"	1-5/8x12	1-11/16"	GW08-20x20	
		1-1/2"	1-1/2"	1-7/8x12	2"	GW08-24x24	
		GW SERIES		JIC 37° - Female Swivel			
G ADAPTERS	H FABRICATION EQUIPMENT	Hose I.D.	Tube Size	Thread Size	Hex Size	Nut Hex	Part No.
			1/2"	3/8"	9/16x18	7/8"	11/16"
		1/2"	1/2"	3/4x16	7/8"	7/8"	GW09-8x8
		1/2"	5/8"	7/8x14	7/8"	1"	GW09-8x10
		1/2"	3/4"	1-1/16x12	1-1/8"	1-1/4"	GW09-8x12
		5/8"	5/8"	7/8x14	15/16"	1"	GW09-10x10
		5/8"	3/4"	1-1/16x12	1-1/8"	1-1/4"	GW09-10x12
		3/4"	5/8"	7/8x14	1-1/8"	1"	GW09-12x10
		3/4"	3/4"	1-1/16x12	1-1/8"	1-1/4"	GW09-12x12
		3/4"	7/8"	1-3/16x12	1-1/4"	1-1/2"	GW09-12x14
		3/4"	1"	1-5/16x12	1-3/8"	1-1/2"	GW09-12x16
		1"	3/4"	1-1/16x12	1-3/8"	1-1/4"	GW09-16x12
		1"	1"	1-5/16x12	1-3/8"	1-1/2"	GW09-16x16
		1"	1-1/4"	1-5/8x12	1-11/16"	2"	GW09-16x20
		1-1/4"	1-1/4"	1-5/8x12	1-11/16"	2"	GW09-20x20
		1-1/4"	1-1/2"	1-7/8x12	1-7/8"	2-1/4"	GW09-20x24
		1-1/2"	1-1/2"	1-7/8x12	2"	2-1/4"	GW09-24x24
		2"	2"	2-1/2x12	2-1/2"	2-7/8"	GW09-32x32

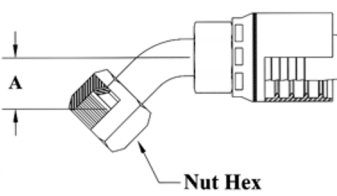
# GW SERIES 100R12 NO-SKIVE COUPLINGS

Bite to the Wire Hose Ends for 100R12 Four Spiral (SP580, R12, and DHEXR12), CS-Flex 4, CS-Guard Flex 4, CS-Flex 5 (1/2" to 1-1/4"), CS-Flex 6 (1/2" to 1"), 100R2 Thin Cover (3/4" thru 1-1/4"), 2SN (3/4"-2"), and 100R4 (1-1/2" & 2"). **NO SKIVE REQUIRED.** The GW Series Four Spiral Coupling is compatible with some fixed and virtually all adjustable spiral crimp machines on the market. Check crimp O.D. carefully.

Trivalent Zinc Plating

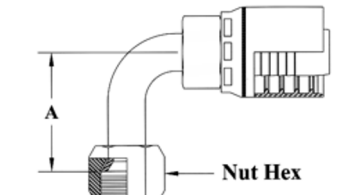
## GW SERIES

### JIC 37° - 45° Female Swivel

	Hose I.D.	Tube Size	Thread Size	A-Drop Inches	Nut Hex	Part No.
	1/2"	1/2"	3/4x16	0.71	7/8"	GW25-8x8
	1/2"	5/8"	7/8x14	0.84	1"	GW25-8x10
	3/4"	3/4"	1-1/16x12	1.12	1-1/4"	GW25-12x12
	3/4"	1"	1-5/16x12	1.15	1-1/2"	GW25-12x16
	1"	1"	1-5/16x12	1.15	1-1/2"	GW25-16x16
	1-1/4"	1-1/4"	1-5/8x12	1.69	2"	GW25-20x20
	1-1/2"	1-1/2"	1-7/8x12	1.70	2-1/4"	GW25-24x24

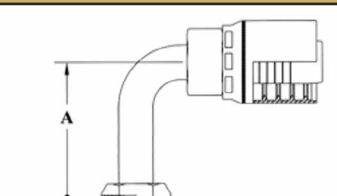
## GW SERIES

### JIC 37° - 90° Female Swivel

	Hose I.D.	Tube Size	Thread Size	A-Drop Inches	Nut Hex	Part No.
	1/2"	1/2"	3/4x16	1.15	7/8"	GW26-8x8
	1/2"	5/8"	7/8x14	1.23	1"	GW26-8x10
	5/8"	5/8"	7/8x14	1.23	1"	GW26-10x10
	5/8"	3/4"	1-1/16x12	1.88	1-1/4"	GW26-10x12
	3/4"	3/4"	1-1/16x12	1.88	1-1/4"	GW26-12x12
	3/4"	1"	1-5/16x12	2.25	1-1/2"	GW26-12x16
	1"	1"	1-5/16x12	2.66	1-1/2"	GW26-16x16
	1-1/4"	1-1/4"	1-5/8x12	3.31	2"	GW26-20x20
	1-1/2"	1-1/2"	1-7/8x12	3.95	2-1/4"	GW26-24x24
	2"	2"	2-1/2x12	4.64	2-7/8"	GW26-32x32

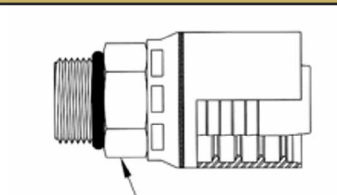
## GW SERIES

### JIC 37° - 90° Long Drop Female Swivel

	Hose I.D.	Tube Size	Thread Size	A-Drop Inches	Nut Hex	Part No.
	3/4"	3/4"	1-1/16x12	3.73	1-1/4"	GW27-12x12
	1"	1"	1-5/16x12	4.50	1-1/2"	GW27-16x16

## GW SERIES

### ORB - Male Solid

	Hose I.D.	Tube Size	Thread Size	Hex Size	Part No.
	5/8"	3/4"	1-1/16x12	1-1/4"	GW11-10x12
	3/4"	3/4"	1-1/16x12	1-1/4"	GW11-12x12
	1"	1"	1-5/16x12	1-1/2"	GW11-16x16

A  
HOSE

B  
VAR-CRIMP  
COUPLINGS

C  
GRIP CRIMP  
COUPLINGS

D  
3 SERIES  
THERMOPLASTIC

E  
QUICK  
COUPLERS

F  
REUSABLES,  
PUSH-ON,  
ACCESS.

G  
ADAPTERS

H  
FABRICATION  
EQUIPMENT

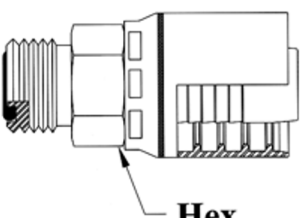
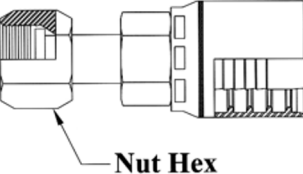
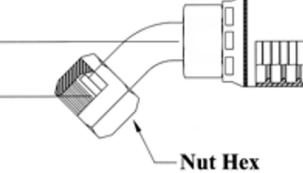
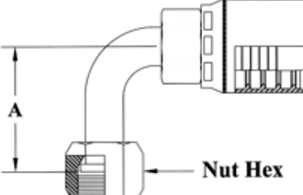
J  
THREAD ID  
TECHNICAL

WWW.  
COUPLAMATIC  
COM

# GW SERIES 100R12 NO-SKIVE COUPLINGS

Bite to the Wire Hose Ends for 100R12 Four Spiral (SP580, R12, and DHEXR12), CS-Flex 4, CS-Guard Flex 4, CS-Flex 5 (1/2" to 1-1/4"), CS-Flex 6 (1/2" to 1"), 100R2 Thin Cover (3/4" thru 1-1/4"), 2SN (3/4"-2"), and 100R4 (1-1/2" & 2"). **NO SKIVE REQUIRED.** The GW Series Four Spiral Coupling is compatible with some fixed and virtually all adjustable spiral crimp machines on the market. Check crimp O.D. carefully.

Trivalent Zinc Plating

		GW SERIES O-Ring Face Seal (ORF) - Male Solid					
		Hose I.D.	Tube Size	Thread Size	Hex Size	Part No.	
A HOSE		1/2"	1/2"	13/16x16	7/8"	GW29-8x8	
		3/4"	3/4"	1-3/16x12	1-1/4"	GW29-12x12	
		1"	1"	1-7/16x12	1-1/2"	GW29-16x16	
B VAR-CRIMP COUPLINGS		Couplings are capped with O-ring included.					
C GRIP CRIMP COUPLINGS		GW SERIES O-Ring Face Seal (ORF) - Female Swivel					
		Hose I.D.	Tube Size	Thread Size	Nut Hex	Part No.	
D 3 SERIES THERMOPLASTIC		1/2"	1/2"	13/16x16	15/16"	GW30-8x8	
		1/2"	5/8"	1x14	1-1/8"	GW30-8x10	
		1/2"	3/4"	1-3/16x12	1-3/8"	GW30-8x12	
		5/8"	5/8"	1x14	1-1/8"	GW30-10x10	
		5/8"	3/4"	1-3/16x12	1-3/8"	GW30-10x12	
		3/4"	5/8"	1x14	1-1/8"	GW30-12x10	
		3/4"	3/4"	1-3/16x12	1-3/8"	GW30-12x12	
		3/4"	1"	1-7/16x12	1-5/8"	GW30-12x16	
		1"	1"	1-7/16x12	1-5/8"	GW30-16x16	
		1"	1-1/4"	1-11/16x12	1-7/8"	GW30-16x20	
E QUICK COUPLERS		1-1/4"	1-1/4"	1-11/16x12	1-7/8"	GW30-20x20	
		1-1/2"	1-1/2"	2x12	2-1/4"	GW30-24x24	
F REUSABLES PUSH-ON ACCESS		GW SERIES O-Ring Face Seal (ORF) - 45° Female Swivel					
		Hose I.D.	Tube Size	Thread Size	A-Drop Inches	Hex Size	Part No.
G ADAPTERS		1/2"	1/2"	13/16x16	0.59	15/16"	GW31-8x8
		1/2"	5/8"	1x14	0.68	1-1/8"	GW31-8x10
		5/8"	5/8"	1x14	0.68	1-1/8"	GW31-10x10
		3/4"	3/4"	1-3/16x12	0.84	1-3/8"	GW31-12x12
		3/4"	1"	1-7/16x12	1.14	1-5/8"	GW31-12x16
		1"	1"	1-7/16x12	1.14	1-5/8"	GW31-16x16
		1"	1-1/4"	1-11/16x12	1.10	1-7/8"	GW31-16x20
		1-1/4"	1-1/4"	1-11/16x12	1.07	1-7/8"	GW31-20x20
H FABRICATION EQUIPMENT		GW SERIES O-Ring Face Seal (ORF) - 90° Female Swivel					
		Hose I.D.	Tube Size	Thread Size	A-Drop Inches	Nut Hex	Part No.
J THREAD ID TECHNICAL		1/2"	1/2"	13/16x16	1.15	15/16"	GW32-8x8
		1/2"	5/8"	1x14	1.27	1-1/8"	GW32-8x10
		5/8"	5/8"	1x14	1.27	1-1/8"	GW32-10x10
		5/8"	3/4"	1-3/16x12	1.88	1-3/8"	GW32-10x12
		3/4"	5/8"	1x14	1.27	1-1/8"	GW32-12x10
		3/4"	3/4"	1-3/16x12	1.88	1-3/8"	GW32-12x12
		3/4"	1"	1-7/16x12	2.20	1-5/8"	GW32-12x16
		1"	1"	1-7/16x12	2.20	1-5/8"	GW32-16x16
		1"	1-1/4"	1-11/16x12	2.52	1-7/8"	GW32-16x20
		1-1/4"	1-1/4"	1-11/16x12	2.51	1-7/8"	GW32-20x20
K WWW COUPLAMATIC COM							

# GW SERIES 100R12 NO-SKIVE COUPLINGS

Bite to the Wire Hose Ends for 100R12 Four Spiral (SP580, R12, and DHEXR12), CS-Flex 4, CS-Guard Flex 4, CS-Flex 5 (1/2" to 1-1/4"), CS-Flex 6 (1/2" to 1"), 100R2 Thin Cover (3/4" thru 1-1/4"), 2SN (3/4"-2"), and 100R4 (1-1/2" & 2"). **NO SKIVE REQUIRED.** The GW Series Four Spiral Coupling is compatible with some fixed and virtually all adjustable spiral crimp machines on the market. Check crimp O.D. carefully.

Trivalent Zinc Plating

## GW SERIES

O-Ring Face Seal (ORF) - 90° Female Swivel Long drop

	Hose I.D.	Tube Size	Thread Size	A-Drop Inches	Nut Hex	Part No.
	1/2"	1/2"	13/16x16	2.51	15/16"	GW33-8x8
	1/2"	5/8"	1x14	2.76	1-1/8"	GW33-8x10
	3/4"	3/4"	1-3/16x12	3.78	1-3/8"	GW33-12x12
	1"	1"	1-7/16x12	4.50	1-5/8"	GW33-16x16

A  
HOSE

B  
VARICRIMP  
COUPLINGS

## GW SERIES

O-Ring For O-Ring Face Seal (ORF)

	Thread Size	Tube OD	Part No.
	13/16x16	1/2"	4629x8
	1x14	5/8"	4629x10
	1-3/16x12	3/4"	4629x12
	1-7/16x12	1"	4629x16
	1-11/16x12	1-1/4"	4629x20

C  
GRIP CRIMP  
COUPLINGS

D  
3 SERIES  
THERMOPLASTIC

## GW SERIES

BSPP - British Standard Parallel 60° Seat -Male Pipe Solid

	Hose I.D.	BSPP Size	Thread Size	Hex Size	Part No.
	3/4"	3/4"	G-3/4-14	1-1/8"	GW36-12x12

G. as part of thread size is ISO designation for parallel thread

E  
QUICK  
COUPLERS

F  
REUSABLES,  
PUSHON, ACCESS.

## GW SERIES

BSPP - British Standard Parallel 60° Cone - Female Swivel

	Hose I.D.	BSPP Size	Thread Size	Hex Size	Nut Hex	Part No.
	1/2"	1/2"	G-1/2-14	7/8"	1"	GW10-8x8
	3/4"	3/4"	G-3/4-14	1-1/8"	1-1/4"	GW10-12x12
	1"	1"	G-1-11	1-3/8"	1-1/2"	GW10-16x16

G. as part of thread size is ISO designation for parallel thread

G  
ADAPTERS

H  
FABRICATION  
EQUIPMENT

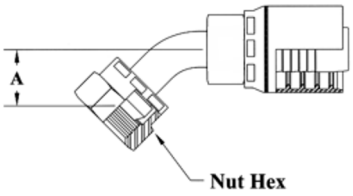
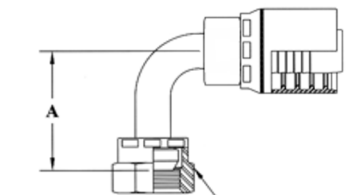
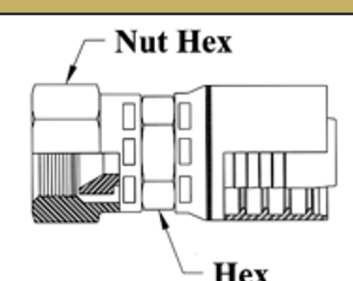
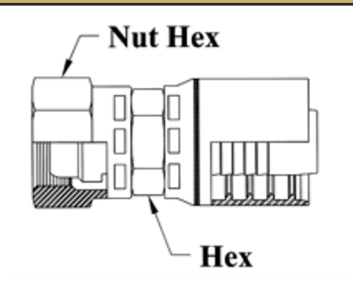
J  
THREAD ID  
TECHNICAL

WWW.  
COUPLAMATIC  
COM

# GW SERIES 100R12 NO-SKIVE COUPLINGS

Bite to the Wire Hose Ends for 100R12 Four Spiral (SP580, R12, and DHEXR12), CS-Flex 4, CS-Guard Flex 4, CS-Flex 5 (1/2" to 1-1/4"), CS-Flex 6 (1/2" to 1"), 100R2 Thin Cover (3/4" thru 1-1/4"), 2SN (3/4"-2"), and 100R4 (1-1/2" & 2"). **NO SKIVE REQUIRED.** The GW Series Four Spiral Coupling is compatible with some fixed and virtually all adjustable spiral crimp machines on the market. Check crimp O.D. carefully.

Trivalent Zinc Plating

A HOSE	GW SERIES		BSPP - British Standard Parallel 60° Cone - 45° Bend Female Swivel			Part No.	
	Hose I.D.	BSPP Size	Thread Size	A-Drop Inches	Nut Hex		
B VARICRIMP COUPLINGS		3/4"	3/4"	G-3/4-14	1.31	1-1/4"	GW43-12x12
		G. as part of thread size is ISO designation for parallel thread					
C GRIP CRIMP COUPLINGS	GW SERIES		BSPP - British Standard Parallel 60° Cone - 90° Bend Female Swivel			Part No.	
	Hose I.D.	BSPP Size	Thread Size	A-Drop Inches	Nut Hex		
D 3 SERIES THERMOPLASTIC		3/4"	3/4"	G-3/4-14	2.55	1-1/4"	GW46-12X12
		G. as part of thread size is ISO designation of parallel thread					
E QUICK COUPLERS	GW SERIES		Komatsu 30° Flare - Female Swivel			Part No.	
	Hose I.D.	Thread Size	Hex Size	Nut Hex			
F REUSABLES PUSHON ACCESS.		1/2"	M22x1.5	7/8"	1"	GW39-8x22	
		3/4"	M30x1.5	1-1/8"	1-3/8"	GW39-12x30	
		1"	M33x1.5	1-3/8"	1-1/2"	GW39-16x33	
G ADAPTERS							
H FABRICATION EQUIPMENT	GW SERIES		DIN Light Universal Seat - Female Swivel			Part No.	
	Hose I.D.	Tube Size	Thread Size	Hex Size	Nut Hex		
J THREAD ID TECHNICAL		1/2"	15mm	M22x1.5	7/8"	1-1/16"	GW37-8x15
		3/4"	22mm	M30x2.0	1-1/8"	1-1/2"	GW37-12x22
		1"	28mm	M36x2.0	1-3/8"	1-7/8"	GW37-16x28
WWW. COUPLAMATIC COM							



# GW SERIES 100R12 NO-SKIVE COUPLINGS

Bite to the Wire Hose Ends for 100R12 Four Spiral (SP580, R12, and DHEXR12), CS-Flex 4, CS-Guard Flex 4, CS-Flex 5 (1/2" to 1-1/4"), CS-Flex 6 (1/2" to 1"), 100R2 Thin Cover (3/4" thru 1-1/4"), 2SN (3/4"-2"), and 100R4 (1-1/2" & 2"). **NO SKIVE REQUIRED.** The GW Series Four Spiral Coupling is compatible with some fixed and virtually all adjustable spiral crimp machines on the market. Check crimp O.D. carefully.

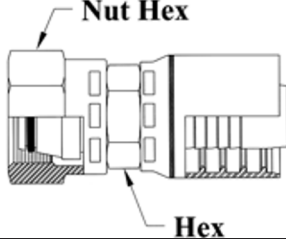
Trivalent Zinc Plating

## GW SERIES

DIN Heavy 24° Seat - Female Swivel

Hose I.D.	Tube Size	Thread Size	Hex Size	Nut Hex	Part No.
1/2"	16mm	M24x1.5	7/8"	1-1/8"	GW38-8x16
3/4"	25mm	M36x2.0	1-3/8"	1-7/8"	GW38-12x25
1"	30mm	M42x2.0	1-11/16"	2"	GW38-16x30

Includes O-Ring



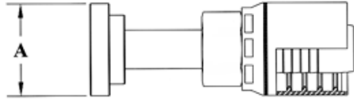
A  
HOSE

B  
VARICRIMP  
COUPLINGS

## GW SERIES

Code 61 Split Flange - Straight

Hose I.D.	Flange Size	A-Dia Inches	Part No.
1/2"	1/2"	1.19	GW47-8x8
1/2"	3/4"	1.50	GW47-8x12
5/8"	3/4"	1.50	GW47-10x12
3/4"	3/4"	1.50	GW47-12x12
3/4"	1"	1.75	GW47-12x16
1"	1"	1.75	GW47-16x16
1"	1-1/4"	2.00	GW47-16x20
1-1/4"	1-1/4"	2.00	GW47-20x20
1-1/4"	1-1/2"	2.38	GW47-20x24
1-1/2"	1-1/2"	2.38	GW47-24x24
2"	2"	2.81	GW47-32x32



C  
GRIP CRIMP  
COUPLINGS

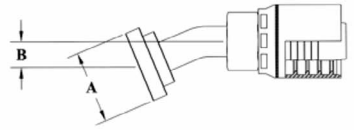
D  
3 SERIES  
THERMOPLASTIC

E  
QUICK  
COUPLERS

## GW SERIES

Code 61 Split Flange - 22-1/2° Bend

Hose I.D.	Flange Size	A-Dia Inches	B-Drop Inches	Part No.
3/4"	3/4"	1.50	0.44	GW48-12x12
3/4"	1"	1.75	0.44	GW48-12x16
1"	1"	1.75	0.45	GW48-16x16
1"	1-1/4"	2.00	0.45	GW48-16x20
1-1/4"	1-1/4"	2.00	0.50	GW48-20x20



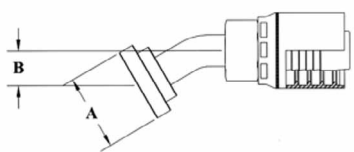
F  
REUSABLES,  
PUSHON, ACCESS.

G  
ADAPTERS

## GW SERIES

Code 61 Split Flange - 30° Bend

Hose I.D.	Flange Size	A-Dia Inches	B-Drop Inches	Part No.
3/4"	3/4"	1.50	0.59	GW49-12x12
1"	1"	1.75	0.64	GW49-16x16
1-1/4"	1-1/4"	2.00	0.72	GW49-20x20



H  
FABRICATION  
EQUIPMENT

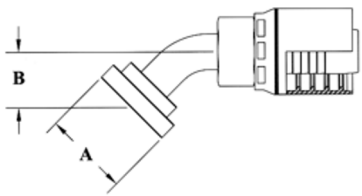
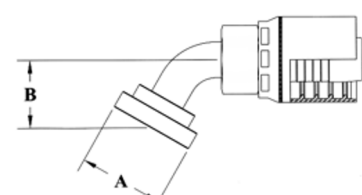
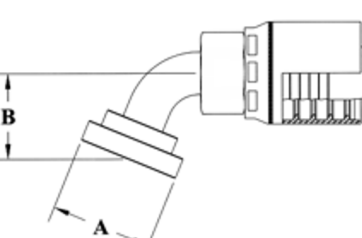
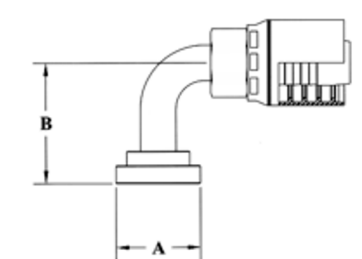
J  
THREAD ID  
TECHNICAL

WWW.  
COUPLAMATIC  
COM

# GW SERIES 100R12 NO-SKIVE COUPLINGS

Bite to the Wire Hose Ends for 100R12 Four Spiral (SP580, R12, and DHEXR12), CS-Flex 4, CS-Guard Flex 4, CS-Flex 5 (1/2" to 1-1/4"), CS-Flex 6 (1/2" to 1"), 100R2 Thin Cover (3/4" thru 1-1/4"), 2SN (3/4"-2"), and 100R4 (1-1/2" & 2"). **NO SKIVE REQUIRED.** The GW Series Four Spiral Coupling is compatible with some fixed and virtually all adjustable spiral crimp machines on the market. Check crimp O.D. carefully.

Trivalent Zinc Plating

GW SERIES		Code 61 Split Flange - 45° Bend				
Hose I.D.	Flange Size	A-Dia Inches	B-Drop Inches	Part No.		
<b>A</b> HOSE  <b>B</b> VARIABLE CRIMP COUPLINGS  <b>C</b> GRIP CRIMP COUPLINGS		1/2"	1/2"	1.19	0.78	GW50-8x8
		1/2"	3/4"	1.50	0.82	GW50-8x12
		5/8"	3/4"	1.50	1.00	GW50-10x12
		3/4"	3/4"	1.50	1.00	GW50-12x12
		3/4"	1"	1.75	1.00	GW50-12x16
		1"	1"	1.75	1.12	GW50-16x16
		1"	1-1/4"	2.00	1.12	GW50-16x20
		1-1/4"	1-1/4"	2.00	1.15	GW50-20x20
		1-1/4"	1-1/2"	2.38	1.50	GW50-20x24
		1-1/2"	1-1/2"	2.38	1.41	GW50-24x24
		2"	2"	2.81	2.08	GW50-32x32
	GW SERIES		Code 61 Split Flange - 60° Bend			
Hose I.D.	Flange Size	A-Dia Inches	B-Drop Inches	Part No.		
<b>D</b> 3 SERIES THERMOPLASTIC  <b>E</b> QUICK COUPLERS		3/4"	3/4"	1.50	1.38	GW51-12x12
		3/4"	1"	1.75	1.38	GW51-12x16
		1"	1"	1.75	1.51	GW51-16x16
		1"	1-1/4"	2.00	1.51	GW51-16x20
		1-1/4"	1-1/4"	2.00	1.69	GW51-20x20
GW SERIES		Code 61 Split Flange - 67-1/2° Bend				
Hose I.D.	Flange Size	A-Dia Inches	B-Drop Inches	Part No.		
<b>F</b> REUSABLE PUSH-ON ACCESS  <b>G</b> ADAPTERS		3/4"	3/4"	1.50	1.59	GW52-12x12
		3/4"	1"	1.75	1.59	GW52-12x16
		1"	1"	1.75	1.76	GW52-16x16
		1"	1-1/4"	2.00	1.76	GW52-16x20
GW SERIES		Code 61 Split Flange - 90° Bend				
Hose I.D.	Flange Size	A-Dia Inches	B-Drop Inches	Part No.		
<b>H</b> FABRICATION EQUIPMENT  <b>J</b> THREAD ID TECHNICAL  <b>WWW</b> COUPLAMATIC.COM		1/2"	1/2"	1.19	1.63	GW53-8x8
		1/2"	3/4"	1.50	1.68	GW53-8x12
		5/8"	3/4"	1.50	2.12	GW53-10x12
		3/4"	3/4"	1.50	2.12	GW53-12x12
		3/4"	1"	1.75	2.12	GW53-12x16
		1"	1"	1.75	2.38	GW53-16x16
		1"	1-1/4"	2.00	2.38	GW53-16x20
		1-1/4"	1-1/4"	2.00	2.62	GW53-20x20
		1-1/4"	1-1/2"	2.38	3.25	GW53-20x24
		1-1/2"	1-1/2"	2.38	3.12	GW53-24x24
		2"	2"	2.81	4.64	GW53-32x32

# GW SERIES 100R12 NO-SKIVE COUPLINGS

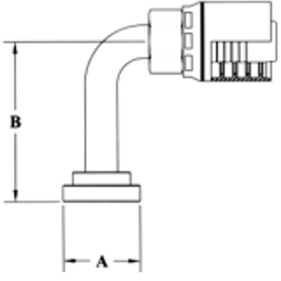
Bite to the Wire Hose Ends for 100R12 Four Spiral (SP580, R12, and DHEXR12), CS-Flex 4, CS-Guard Flex 4, CS-Flex 5 (1/2" to 1-1/4"), CS-Flex 6 (1/2" to 1"), 100R2 Thin Cover (3/4" thru 1-1/4"), 2SN (3/4"-2"), and 100R4 (1-1/2" & 2"). **NO SKIVE REQUIRED.** The GW Series Four Spiral Coupling is compatible with some fixed and virtually all adjustable spiral crimp machines on the market. Check crimp O.D. carefully.

Trivalent Zinc Plating

## GW SERIES

Code 61 Split Flange - 90° Bend  
Long Drop

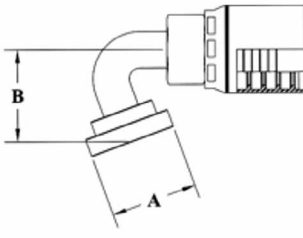
Hose I.D.	Flange Size	A-Dia Inches	B-Drop Inches	Part No.
3/4"	3/4"	1.50	3.75	GW54-12x12
3/4"	1"	1.75	3.12	GW54-12x16
1"	1"	1.75	4.62	GW54-16x16
1-1/4"	1-1/4"	2.00	4.00	GW54-20x20



## GW SERIES

Code 61 Split Flange - 110° Bend

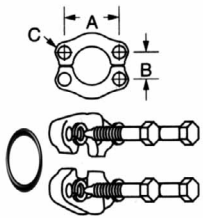
Hose I.D.	Flange Size	A-Dia Inches	B-Drop Inches	Part No.
1"	1"	1.75	2.89	GW56-16x16
1-1/4"	1-1/4"	2.00	3.12	GW56-20x20



## GW SERIES

Code 61 Split Flange Kits

Flange Size	A Inches	B Inches	C Inches	Complete Kit Part No.	O-Ring Part No.
1/2"	1.50	.69	11/32	SFK-8	8252
3/4"	1.88	.88	13/32	SFK-12	12252
1"	2.06	1.03	13/32	SFK-16	16252
1-1/4"	2.31	1.19	15/32	SFK-20	20252
1-1/2"	2.75	1.41	17/32	SFK-24	24252
2"	3.06	1.69	17/32	SFK-32	32252

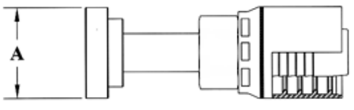
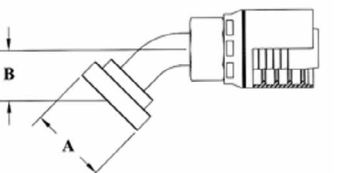
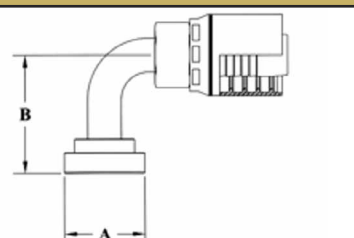
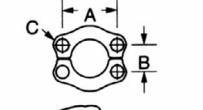
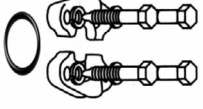



A HOSE  
B VARI-CRIMP COUPLINGS  
C GRIP CRIMP COUPLINGS  
D 3 SERIES THERMOPLASTIC  
E QUICK COUPLERS  
F REUSABLES, PUSHON, ACCESS.  
G ADAPTERS  
H FABRICATION EQUIPMENT  
J THREAD ID TECHNICAL  
WWW.COUPLMATIC.COM

# GW SERIES 100R12 NO-SKIVE COUPLINGS

Bite to the Wire Hose Ends for 100R12 Four Spiral (SP580, R12, and DHEXR12), CS-Flex 4, CS-Guard Flex 4, CS-Flex 5 (1/2" to 1-1/4"), CS-Flex 6 (1/2" to 1"), 100R2 Thin Cover (3/4" thru 1-1/4"), 2SN (3/4"-2"), and 100R4 (1-1/2" & 2"). NO SKIVE REQUIRED. The GW Series Four Spiral Coupling is compatible with some fixed and virtually all adjustable spiral crimp machines on the market. Check crimp O.D. carefully.

Trivalent Zinc Plating

A HOSE	GW SERIES		Code 62 Split Flange - Straight				
	Hose I.D.	Flange Size	A-Dia Inches	Part No.			
B VARICRIMP COUPLINGS		5/8"	3/4"	1.62	GW60-10x12		
		3/4"	3/4"	1.62	GW60-12x12		
		3/4"	1"	1.88	GW60-12x16		
		1"	1"	1.88	GW60-16x16		
		1"	1-1/4"	2.12	GW60-16x20		
		1-1/4"	1-1/4"	2.12	GW60-20x20		
		1-1/4"	1-1/2"	2.50	GW60-20x24		
		1-1/2"	1-1/2"	2.5	GW60-24x24		
		2"	2"	3.13	GW60-32x32		
C GRIP CRIMP COUPLINGS	GW SERIES		Code 62 Split Flange - 45° Bend				
	Hose I.D.	Flange Size	A-Dia Inches	B-Drop Inches	Part No.		
D 3 SERIES THERMOPLASTIC		3/4"	3/4"	1.62	1.27	GW61-12x12	
		3/4"	1"	1.88	1.29	GW61-12x16	
		1"	1"	1.88	1.34	GW61-16x16	
		1"	1-1/4"	2.12	1.34	GW61-16x20	
		1-1/4"	1-1/4"	2.12	1.68	GW61-20x20	
		1-1/4"	1-1/2"	2.50	1.50	GW61-20x24	
		1-1/2"	1-1/2"	2.50	1.75	GW61-24x24	
		2"	2"	3.13	2.25	GW61-32x32	
E QUICK COUPLERS	GW SERIES		Code 62 Split Flange - 90° Bend				
	Hose I.D.	Flange Size	A-Dia Inches	B-Drop Inches	Part No.		
F REUSABLES PUSHON ACCESS.		3/4"	3/4"	1.62	2.41	GW62-12x12	
		3/4"	1"	1.88	2.70	GW62-12x16	
		1"	1"	1.88	2.75	GW62-16x16	
		1"	1-1/4"	2.12	2.90	GW62-16x20	
		1-1/4"	1-1/4"	2.12	3.24	GW62-20x20	
		1-1/4"	1-1/2"	2.50	3.75	GW62-20x24	
		1-1/2"	1-1/2"	2.50	3.75	GW62-24x24	
		2"	2"	3.13	5.38	GW62-32x32	
G ADAPTERS	GW SERIES		Code 62 Split Flange Kits				
	Flange Size	A Inches	B Inches	C Inches	Complete Kit Part No.	O-Ring Part No.	
H FABRICATION EQUIPMENT		3/4"	2.00	.94	13/32	SFK62-12	12252
		1"	2.25	1.09	15/32	SFK62-16	16252
		1-1/4"	2.63	1.25	17/32	SFK62-20	20252
		1-1/2"	3.12	1.44	21/32	SFK62-24	24252
		2"	3.81	1.75	25/32	SFK62-32	32252
J THREAD ID TECHNICAL							
							
WWW.COUPLAMATIC.COM							

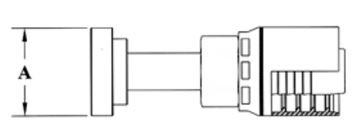
# GW SERIES 100R12 NO-SKIVE COUPLINGS

Bite to the Wire Hose Ends for 100R12 Four Spiral (SP580, R12, and DHEXR12), CS-Flex 4, CS-Guard Flex 4, CS-Flex 5 (1/2" to 1-1/4"), CS-Flex 6 (1/2" to 1"), 100R2 Thin Cover (3/4" thru 1-1/4"), 2SN (3/4"-2"), and 100R4 (1-1/2" & 2"). **NO SKIVE REQUIRED.** The GW Series Four Spiral Coupling is compatible with some fixed and virtually all adjustable spiral crimp machines on the market. Check crimp O.D. carefully.

Trivalent Zinc Plating

## GW SERIES

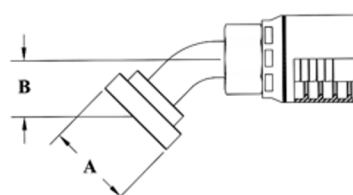
Extra Heavy Duty Flange - Straight  
For use on Caterpillar® Equipment

		Hose I.D.	Flange Size	A-Dia Inches	Part No.
	3/4"	3/4"	1.62	GW80-12x12	
	3/4"	1"	1.88	GW80-12x16	
	1"	1"	1.88	GW80-16x16	
	1"	1-1/4"	2.12	GW80-16x20	
	1-1/4"	1-1/4"	2.12	GW80-20x20	

A  
HOSE  
B  
VAR-CRIMP  
COUPLINGS

## GW SERIES

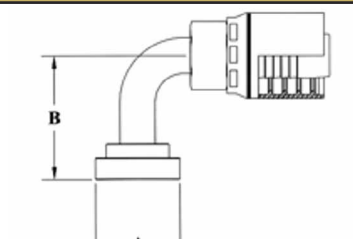
Extra Heavy Duty Flange - 45° Bend  
For use on Caterpillar® Equipment

		Hose I.D.	Flange Size	A-Dia Inches	B-Drop Inches	Part No.
	3/4"	3/4"	1.62	1.25	GW81-12x12	
	3/4"	1"	1.88	1.42	GW81-12x16	
	1"	1"	1.88	1.40	GW81-16x16	
	1"	1-1/4"	2.12	1.34	GW81-16x20	
	1-1/4"	1-1/4"	2.12	1.50	GW81-20x20	

C  
GRIP-CRIMP  
COUPLINGS  
D  
3 SERIES  
THERMOPLASTIC

## GW SERIES

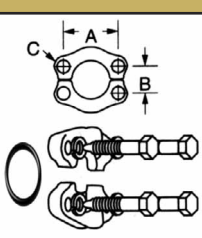
Extra Heavy Duty Flange - 90° Bend  
For use on Caterpillar® Equipment

		Hose I.D.	Flange Size	A-Dia Inches	B-Drop Inches	Part No.
	3/4"	3/4"	1.62	2.50	GW82-12x12	
	3/4"	1"	1.88	2.88	GW82-12x16	
	1"	1"	1.88	3.00	GW82-16x16	
	1"	1-1/4"	2.12	3.38	GW82-16x20	
	1-1/4"	1-1/4"	2.12	3.38	GW82-20x20	

E  
QUICK  
COUPLERS  
F  
REUSABLES,  
PUSHON, ACCESS.

## GW SERIES

Extra Heavy Duty Split Flange Kits

		Flange Size	A Inches	B Inches	C Inches	Complete Kit Part No.	O-Ring Part No.
	3/4"		2.00	.94	13/32	SFKHD-12	D12
	1"		2.25	1.09	15/32	SFKHD-16	D16
	1-1/4"		2.63	1.25	17/32	SFKHD-20	D20

G  
ADAPTERS  
H  
FABRICATION  
EQUIPMENT  
J  
THREAD ID  
TECHNICAL

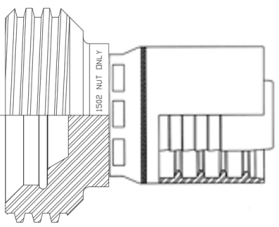

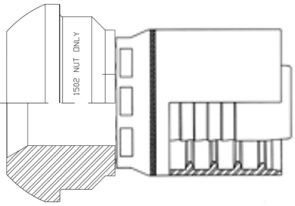

Visit [www.couplamatic.com](http://www.couplamatic.com) or call your sales representative to get the most current crimp charts.

WWW.  
COUPLAMATIC  
COM

# GW SERIES 100R12 NO-SKIVE COUPLINGS

Bite to the Wire Hose Ends for 100R12 Four Spiral (SP580, R12, and DHEXR12), CS-Flex 4, CS-Guard Flex 4, CS-Flex 5 (1/2" to 1-1/4"), CS-Flex 6 (1/2" to 1"), 100R2 Thin Cover (3/4" thru 1-1/4"), 2SN (3/4"-2"), and 100R4 (1-1/2" & 2"). **NO SKIVE REQUIRED.** The GW Series Four Spiral Coupling is compatible with some fixed and virtually all adjustable spiral crimp machines on the market. Check crimp O.D. carefully.

Trivalent Zinc Plating

A HOSE	GW SERIES		Female 1502 Integrated Hammer Union		Seal Part No.
	Hose I.D.	Union Size	Thread Size	Part No.	
B VARICRIMP COUPLINGS		2"	2"	3 TPI ACME-2G GWHUF-32x32	HU-SEAL-1502-32 
C GRIP CRIMP COUPLINGS	GW SERIES		Male 1502 Integrated Hammer Union		Nut Part No.
D 3 SERIES THERMOPLASTIC	Hose I.D.	Union Size	Part No.	Nut Part No.	
E QUICK COUPLERS		2"	2"	GWHUM-32x32	HU-NUT-1502-32 

\*Seal sold separately

\*Nut sold separately

# SX SERIES 100R13 SKIVE COUPLINGS

Skive Type Hose Ends for 100R13 Four and Six Spiral Hose (R13 & DHEXR13) 3/4" thru 1-1/4". The SX Series Spiral Coupling is compatible with some fixed and virtually all adjustable spiral crimp machines on the market. Check crimp O.D. carefully.

Trivalent Zinc Plating

**SX Series is being discontinued.**  
Call your sales representative to discuss options on couplings or hose.

See 6GC Series couplings for Bite to the Wire 6 Spiral couplings.

See CS Flex 5 for a four spiral 5000 PSI hose (1/2 to 1-1/4) that is compatible with GW Series and 4GC Series Bite to the wire couplings.

See CS Flex 6 for a four spiral 6000 PSI hose (1/2 to 1) that is compatible with GW Series and 4GC Series Bite to the wire couplings.

# R5 SERIES COUPLINGS

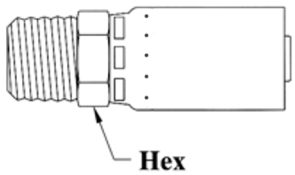
Hydraulic Hose ends for 100R5 textile cover hose (R5 & HTR5 Hi-Temp R5) The R5 Series Couplings are compatible with virtually all Crimp Machines and can be crimped with a standard straight crimp or bubble crimp.

Minimum Order Quantities: 10 pcs for 3/16"-5/8" and 5 pcs for 7/8" and 1-1/8"

Trivalent Zinc Plating

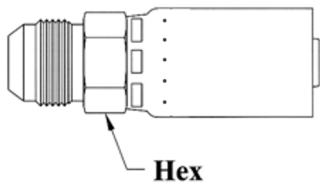
## R5 SERIES

## NPTF - Male Solid

	Hose I.D.	Pipe Size	Thread Size	Hex Size	Part No.
 <p>Hex</p>	3/16"	1/8"	1/8-27	9/16"	R501-4X2
	3/16"	1/4"	1/4-18	9/16"	R501-4X4
	1/4"	1/4"	1/4-18	9/16"	R501-5X4
	5/16"	1/4"	1/4-18	11/16"	R501-6X4
	5/16"	3/8"	3/8-18	11/16"	R501-6X6
	13/32"	3/8"	3/8-18	3/4"	R501-8X6
	13/32"	1/2"	1/2-14	7/8"	R501-8X8
	1/2"	1/2"	1/2-14	7/8"	R501-10X8
	5/8"	3/4"	3/4-14	1-1/16"	R501-12X12
	7/8"	1"	1-11 1/2	1-3/8"	R501-16X16
	1-1/8"	1-1/4"	1 1/4-11 1/2	1-11/16"	R501-20X20
	1-3/8"	1-1/2"	1 1/2-11 1/2	2"	R501-24x24
	1-13/16"	2"	2 11-1/2	2-1/2"	R501-32x32

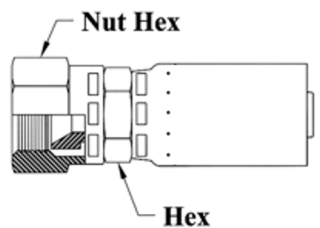
## R5 SERIES

## JIC 37° - Male Solid

	Hose I.D.	Thread Size	Tube Size	Nut Hex	Part No.
 <p>Hex</p>	3/16"	7/16x20	1/4"	9/16"	R508-4X4
	1/4"	1/2x20	5/16"	9/16"	R508-5X5
	5/16"	9/16x18	3/8"	5/8"	R508-6X6
	13/32"	3/4x16	1/2"	7/8"	R508-8X8
	1/2"	7/8x14	5/8"	15/16"	R508-10X10
	7/8"	1-5/16x12	1"	1-3/8"	R508-16X16

## R5 SERIES

## JIC 37° - Female Swivel

	Hose I.D.	Tube Size	Thread Size	Hex Size	Nut Hex	Part No.
 <p>Nut Hex</p> <p>Hex</p>	3/16"	1/4"	7/16x20	9/16"	9/16"	R509-4X4
	1/4"	5/16"	1/2x20	9/16"	5/8"	R509-5X5
	5/16"	3/8"	9/16x18	11/16"	11/16"	R509-6X6
	5/16"	1/2"	3/4x16	3/4"	7/8"	R509-6X8
	13/32"	1/2"	3/4x16	3/4"	7/8"	R509-8X8
	13/32"	5/8"	7/8x14	7/8"	1"	R509-8X10
	1/2"	1/2"	3/4x16	7/8"	7/8"	R509-10X8
	1/2"	5/8"	7/8x14	7/8"	1"	R509-10X10
	5/8"	3/4"	1-1/16x12	1"	1-1/4"	R509-12X12
	7/8"	1"	1-5/16x12	1-1/4"	1-1/2"	R509-16X16
	1-1/8"	1-1/4"	1-5/8x12	1-5/8"	2"	R509-20X20
	1-3/8"	1-1/2"	1-7/8x12	2"	2-1/4"	R509-24x24
	1-13/16"	2"	2-1/2x12	2-1/2"	2-7/8"	R509-32x32

A  
HOSE

B  
BUBBLE CRIMP COUPLINGS

C  
GRIP CRIMP COUPLINGS

D  
3 SERIES THERMOPLASTIC

E  
QUICK COUPLERS

F  
REUSABLES, PUSH ON, ACCESS.

G  
ADAPTERS

H  
FABRICATION EQUIPMENT

J  
THREAD ID TECHNICAL

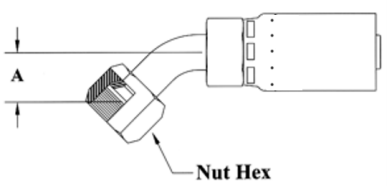
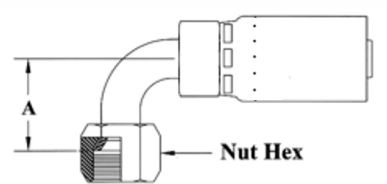
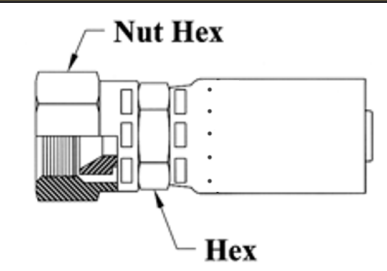
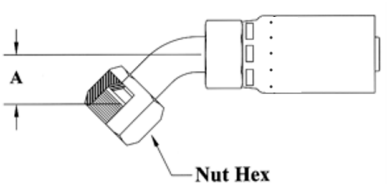
WWW.COUPPLAMATIC.COM

# R5 SERIES COUPLINGS

Hydraulic Hose ends for 100R5 textile cover hose (R5 & HTR5 Hi-Temp R5) The R5 Series Couplings are compatible with virtually all Crimp Machines and can be crimped with a standard straight crimp or bubble crimp.

Minimum Order Quantities: 10 pcs for 3/16"-5/8" and 5 pcs for 7/8" and 1-1/8"

Trivalent Zinc Plating

HOSE A	R5 SERIES		JIC/SAE Dual Seat - 45° Female Swivel				
	Hose I.D.	Tube Size	Thread Size	A-Drop Inches	Nut Hex	Part No.	
VARIABLE CRIMP COUPLINGS B		3/16"	1/4"	7/16x20	0.47	9/16"	R525-4X4
		1/4"	5/16"	1/2x20	0.53	5/8"	R525-5X5
		5/16"	3/8"	9/16x18	0.59	11/16"	R525-6X6*
		13/32"	1/2"	3/4x16	0.71	7/8"	R525-8X8
		1/2"	5/8"	7/8x14	0.68	1"	R525-10X10
		5/8"	3/4"	1-1/16x12	1.12	1-1/4"	R525-12X12*
		7/8"	1"	1-5/16x12	1.15	1-1/2"	R525-16X16*
		1-1/8"	1-1/4"	1-5/8x12	1.69	2"	R525-20X20
*JIC Seat & Thread Only							
GRIP CRIMP COUPLINGS C	R5 SERIES		JIC/SAE Dual Seat - 90° Female Swivel				
	Hose I.D.	Tube Size	Thread Size	A-Drop Inches	Nut Hex	Part No.	
3 SERIES THERMOPLASTIC D		3/16"	1/4"	7/16x20	0.81	9/16"	R526-4X4
		1/4"	5/16"	1/2x20	0.83	5/8"	R526-5X5
		5/16"	3/8"	9/16x18	0.91	11/16"	R526-6X6*
		13/32"	1/2"	3/4x16	1.15	7/8"	R526-8X8
		1/2"	5/8"	7/8x14	1.23	1"	R526-10X10
		5/8"	3/4"	1-1/16x12	1.88	1-1/4"	R526-12X12*
		7/8"	1"	1-5/16x12	2.20	1-1/2"	R526-16X16*
		1-1/8"	1-1/4"	1-5/8x12	3.25	2"	R526-20X20
*JIC Seat & Thread Only							
QUICK COUPLERS E	R5 SERIES		SAE 45° - Female Swivel				
	Hose I.D.	Tube Size	Thread Size	Hex Size	Nut Hex	Part No.	
REUSABLE PUSH-ON ACCESS F		5/16"	3/8"	5/8x18	11/16"	3/4"	R507-6X6
		5/8"	3/4"	1-1/16x14	1"	1-1/4"	R507-12X12
ADAPTERS G							
FABRICATION EQUIPMENT H	R5 SERIES		SAE 45° - 45° Female Swivel				
	Hose I.D.	Tube Size	Thread Size	A-Drop Inches	Nut Hex	Part No.	
THREAD ID TECHNICAL J		5/16"	3/8"	5/8x18	0.44	3/4"	R522-6X6
WWW. COUPLAMATIC COM							



# R5 SERIES COUPLINGS

Hydraulic Hose ends for 100R5 textile cover hose (R5 & HTR5 Hi-Temp R5) The R5 Series Couplings are compatible with virtually all Crimp Machines and can be crimped with a standard straight crimp or bubble crimp.

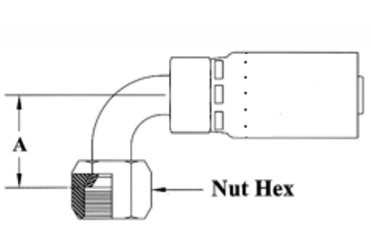
Minimum Order Quantities: 10 pcs for 3/16"-5/8" and 5 pcs for 7/8" and 1-1/8"

Trivalent Zinc Plating

## R5 SERIES

SAE 45° -  
90° Female Swivel

Hose I.D.	Tube Size	Thread Size	A-Drop Inches	Nut Hex	Part No.
5/16"	3/8"	5/8x18	0.910	3/4"	R523 6X6



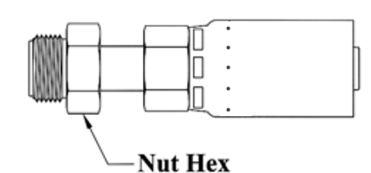
The diagram shows a side view of the coupling with a hose attached. A dimension line labeled 'A' indicates the distance from the top of the hose to the top of the nut. The nut is labeled 'Nut Hex'.

A	HOSE
B	VARICRIMP COUPLINGS
C	GRIP CRIMP COUPLINGS
D	3 SERIES THERMOPLASTIC
E	QUICK COUPLERS
F	REUSABLES, PUSHON, ACCESS.
G	ADAPTERS
H	FABRICATION EQUIPMENT
J	THREAD ID TECHNICAL
WWW.	COUPLAMATIC.COM

## R5 SERIES

Inverted Male - Straight

Hose I.D.	Thread Size	Tube OD	Nut Hex	Part No.
3/16"	7/16x24	1/4"	7/16"	R518-4x4
1/4"	1/2x20	5/16"	1/2"	R518-5x5
5/16"	5/8x18	3/8"	5/8"	R518-6x6
13/32"	3/4x18	1/2"	3/4"	R518-8x8

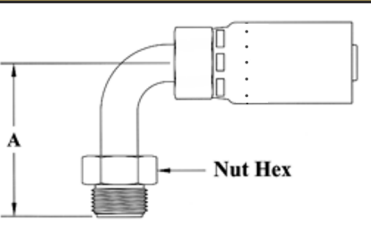


The diagram shows a side view of the coupling with a hose attached. The nut is labeled 'Nut Hex'.

## R5 SERIES

Inverted Male - 90° Bend

Hose I.D.	Thread Size	Tube OD	A-Drop Inches	Nut Hex	Part No.
3/16"	7/16x24	1/4"	1.23	7/16"	R520-4x4
1/4"	1/2x20	5/16"	1.38	1/2"	R520-5x5
5/16"	5/8x18	3/8"	1.63	5/8"	R520-6x6
13/32"	3/4x18	1/2"	2.20	3/4"	R520-8x8

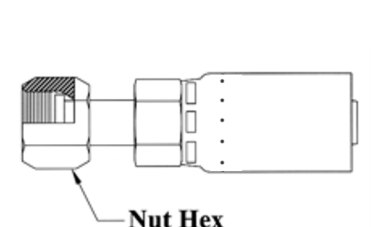


The diagram shows a side view of the coupling with a hose attached, bent at a 90-degree angle. A dimension line labeled 'A' indicates the distance from the top of the hose to the top of the nut. The nut is labeled 'Nut Hex'.

## R5 SERIES

O-Ring Face Seal (ORF) - Female Swivel

Hose I.D.	Thread Size	Tube OD	Nut Hex	Part No.
3/16"	9/16x18	1/4"	11/16"	R530-4X4
5/16"	11/16x16	3/8"	13/16"	R530-6X6
13/32"	13/16x16	1/2"	15/16"	R530-8X8
5/8"	1-3/16x12	3/4"	1-3/8"	R530-12X12



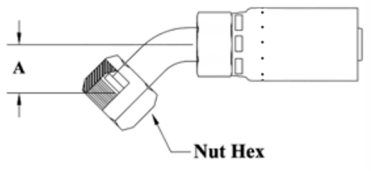
The diagram shows a side view of the coupling with a hose attached. The nut is labeled 'Nut Hex'.

# R5 SERIES COUPLINGS

Hydraulic Hose ends for 100R5 textile cover hose (R5 & HTR5 Hi-Temp R5) The R5 Series Couplings are compatible with virtually all Crimp Machines and can be crimped with a standard straight crimp or bubble crimp.

Minimum Order Quantities: 10 pcs for 3/16"-5/8" and 5 pcs for 7/8" and 1-1/8"

Trivalent Zinc Plating

A HOSE	R5 SERIES		O-Ring Face Seal (ORF) - 45° Female Swivel				Part No.
	Hose I.D.	Tube Size	Thread Size	Tube OD	A-Drop Inches	Nut Hex	
B VARICRIMP COUPLINGS	3/16"	9/16x18	1/4"	.41	11/16"	R531-4X4	
	5/16"	11/16x16	3/8"	.43	13/16"	R531-6X6	
	13/32"	13/16x16	1/2"	.60	15/16"	R531-8X8	
C GRIP CRIMP COUPLINGS							
D 3 SERIES THERMOPLASTIC							
Hose I.D.	Tube Size	Thread Size	A-Drop Inches	Nut Hex	Part No.		
E QUICK COUPLERS	3/16"	9/16x18	1/4"	0.78	11/16"	R532-4X4	
	5/16"	11/16x16	3/8"	0.90	13/16"	R532-6X6	
	13/32"	13/16x16	1/2"	1.15	15/16"	R532-8X8	
	5/8"	1-3/16x12	3/4"	1.88	1-3/8"	R532-12X12	
F REUSABLE PUSH-ON ACCESS.	<p>Visit <a href="http://www.couplamatic.com">www.couplamatic.com</a> or call your sales representative to get the most current crimp charts.</p>						
G ADAPTERS							
H FABRICATION EQUIPMENT							
J THREAD ID TECHNICAL							
WWW.COUPLAMATIC.COM							

# T SERIES COUPLINGS

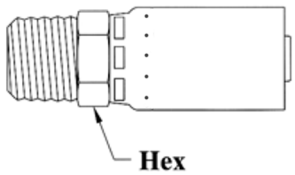
Hydraulic Hose ends for 100R14 PTFE Hose (TR14), 100R7 Reduced OD Hose (1/4" - 3/8" RD7, RD7NC, RD7TL, & RD7TLNC), and Standard 100R7 (1/2" - 1" H7, H7NC, H7TL, & H7TLNC) The T Series Couplings are compatible with virtually all Crimp Machines and can be crimped with a standard straight crimp or bubble crimp.

Minimum Order Quantities: 10 pcs for 3/16" - 1/2" and 5 pcs for 3/4" and 1"

Trivalent Zinc Plating

## T SERIES

## NPTF - Male Solid

	Hose I.D.	Pipe Size	Thread Size	Hex Size	Part No.
 <p>Hex</p>	3/16"	1/8"	1/8-27	1/2"	T01-3X2
	3/16"	1/4"	1/4-18	9/16"	T01-3X4
	1/4"	1/8"	1/8-27	1/2"	T01-4X2
	1/4"	1/4"	1/4-18	9/16"	T01-4X4
	1/4"	3/8"	3/8-18	11/16"	T01-4X6
	5/16"	1/4"	1/4-18	9/16"	T01-5X4
	5/16"	3/8"	3/8-18	11/16"	T01-5X6
	3/8"	1/4"	1/4-18	9/16"	T01-6X4
	3/8"	3/8"	3/8-18	11/16"	T01-6X6
	3/8"	1/2"	1/2-14	7/8"	T01-6X8
	1/2"	3/8"	3/8-18	3/4"	T01-8X6
	1/2"	1/2"	1/2-14	7/8"	T01-8X8
	3/4"	3/4"	3/4-14	1-1/16"	T01-12X12
	1"	1"	1-11 1/2	1-3/8"	T01-16X16

Also available in 316 Stainless Steel. See page

A  
HOSE

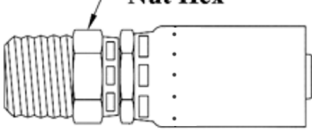
B  
VAR-CRIMP COUPLINGS

C  
GRIP CRIMP COUPLINGS

D  
3 SERIES THERMOPLASTIC

## T SERIES

## NPTF - Male Swivel

	Hose I.D.	Pipe Size	Thread Size	Hex Size	Nut Hex	Part No.
 <p>Nut Hex</p>	1/4"	1/4"	1/4-18	9/16"	5/8"	T04-4X4
	5/16"	1/4"	1/4-18	11/16"	3/4"	T04-5X4
	3/8"	3/8"	3/8-18	11/16"	3/4"	T04-6X6
	1/2"	1/2"	1/2-14	3/4"	7/8"	T04-8X8

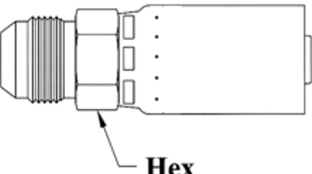
Swivel for installation purposes only. Leakage may occur at low pressure.

E  
QUICK COUPLERS

F  
REUSABLES, PUSHION, ACCESS.

## T SERIES

## JIC 37° - Male Solid

	Hose I.D.	Thread Size	Tube OD	Hex Size	Part No.
 <p>Hex</p>	1/4"	7/16x20	1/4"	1/2"	T08-4X4
	1/4"	9/16x18	3/8"	5/8"	T08-4X6
	5/16"	1/2x20	5/16"	9/16"	T08-5X5
	3/8"	9/16x18	3/8"	5/8"	T08-6X6
	3/8"	3/4x16	1/2"	13/16"	T08-6X8
	1/2"	3/4x16	1/2"	13/16"	T08-8X8
	1/2"	7/8x14	5/8"	15/16"	T08-8X10
	3/4"	1-1/16x12	3/4"	1-1/8"	T08-12X12
	1"	1-5/16x12	1"	1-3/8"	T08-16X16

G  
ADAPTERS

H  
FABRICATION EQUIPMENT

J  
THREAD ID TECHNICAL

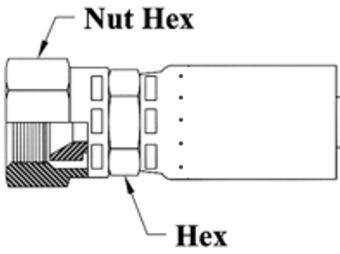
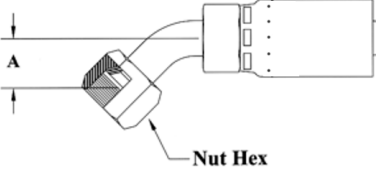
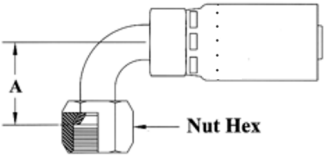
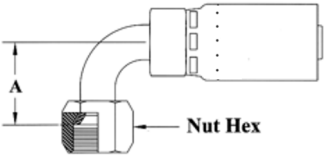
WWW.COUPPLAMATIC.COM

# T SERIES COUPLINGS

Hydraulic Hose ends for 100R14 PTFE Hose (TR14), 100R7 Reduced OD Hose (1/4" - 3/8" RD7, RD7NC, RD7TL, & RD7TLNC), and Standard 100R7 (1/2" - 1" H7, H7NC, H7TL, & H7TLNC) The T Series Couplings are compatible with virtually all Crimp Machines and can be crimped with a standard straight crimp or bubble crimp.

Minimum Order Quantities: 10 pcs for 3/16" - 1/2" and 5 pcs for 3/4" and 1"

Trivalent Zinc Plating

A HOSE	T SERIES		JIC 37° - Female Swivel				Part No.
	Hose I.D.	Tube Size	Thread Size	Hex Size	Nut Hex		
B VARICRIMP COUPLINGS		3/16"	1/4"	7/16x20	1/2"	9/16"	T09-3X4
		1/4"	1/4"	7/16x20	1/2"	9/16"	T09-4X4
		1/4"	5/16"	1/2x20	1/2"	5/8"	T09-4X5
		1/4"	3/8"	9/16x18	9/16"	11/16"	T09-4X6
		5/16"	5/16"	1/2x20	1/2"	5/8"	T09-5X5
		5/16"	3/8"	9/16x18	9/16"	11/16"	T09-5X6
		3/8"	3/8"	9/16x18	9/16"	11/16"	T09-6X6
		3/8"	1/2"	3/4x16	3/4"	7/8"	T09-6X8
		1/2"	1/2"	3/4x16	3/4"	7/8"	T09-8X8
		1/2"	5/8"	7/8x14	7/8"	1"	T09-8X10
		3/4"	3/4"	1-1/16x12	1"	1-1/4"	T09-12X12
		1"	1"	1-5/16x12	1-1/4"	1-1/2"	T09-16X16
		Also available in 316 Stainless Steel. See page					
D 3 SERIES THERMOPLASTIC	T SERIES		JIC/SAE Dual Seat - 45° Female Swivel				Part No.
	Hose I.D.	Tube Size	Thread Size	A-Drop Inches	Nut Hex		
E QUICK COUPLERS		1/4"	1/4"	7/16x20	0.47	9/16"	T25-4X4
		5/16"	3/8"	9/16x18	0.59	11/16"	T25-5X6*
		3/8"	3/8"	9/16x18	0.59	11/16"	T25-6X6*
		1/2"	1/2"	3/4x16	0.71	7/8"	T25-8X8
		1/2"	5/8"	7/8x14	0.84	1"	T25-8X10
		3/4"	3/4"	1-1/16x12	1.12	1-1/4"	T25-12X12*
		1"	1"	1-5/16x12	1.15	1-1/2"	T25-16X16*
		*JIC Seat & Thread Only					
F REUSABLE PUSHON ACCESS	T SERIES		JIC/SAE Dual Seat - 90° Female Swivel				Part No.
	Hose I.D.	Tube Size	Thread Size	A-Drop Inches	Nut Hex		
G ADAPTERS		1/4"	1/4"	7/16x20	0.81	9/16"	T26-4X4
		1/4"	5/16"	1/2x20	0.83	5/8"	T26-4X5
		5/16"	3/8"	9/16x18	0.910	11/16"	T26-5X6*
		3/8"	3/8"	9/16x18	0.910	11/16"	T26-6X6*
		3/8"	1/2"	3/4x16	1.15	7/8"	T26-6X8
		1/2"	1/2"	3/4x16	1.15	7/8"	T26-8X8
		1/2"	5/8"	7/8x14	1.23	1"	T26-8X10
		3/4"	3/4"	1-1/16x12	1.88	1-1/4"	T26-12X12*
		1"	1"	1-5/16x12	2.20	1-1/2"	T26-16X16*
		*JIC Seat & Thread Only					
H FABRICATION EQUIPMENT							Part No.
J THREAD ID TECHNICAL							
WWW.COUPLAMATIC.COM							

# T SERIES COUPLINGS

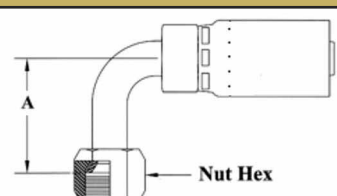
Hydraulic Hose ends for 100R14 PTFE Hose (TR14), 100R7 Reduced OD Hose (1/4" - 3/8" RD7, RD7NC, RD7TL, & RD7TLNC), and Standard 100R7 (1/2" - 1" H7, H7NC, H7TL, & H7TLNC) The T Series Couplings are compatible with virtually all Crimp Machines and can be crimped with a standard straight crimp or bubble crimp.

Minimum Order Quantities: 10 pcs for 3/16" - 1/2" and 5 pcs for 3/4" and 1"

Trivalent Zinc Plating

## T SERIES

### JIC/SAE Dual Seat - 90° Female Swivel Long Drop

	Hose I.D.	Tube Size	Thread Size	A-Drop Inches	Nut Hex	Part No.
 <p>Nut Hex</p>	1/4"	1/4"	7/16x20	1.80	9/16"	T27-4X4
	3/8"	3/8"	9/16x18	2.18	11/16"	T27-6X6*
	1/2"	1/2"	3/4x16	2.50	7/8"	T27-8X8
	3/4"	3/4"	1-1/16x12	3.73	1-1/4"	T27-12X12*
	1"	1"	1-5/16x12	4.50	1-1/2"	T27-16X16*
*JIC Seat & Thread Only						

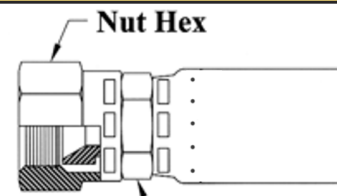
A  
HOSE

B  
VAR-CRIMP COUPLINGS

C  
GRIP CRIMP COUPLINGS

## T SERIES

### SAE 45° - Female Swivel

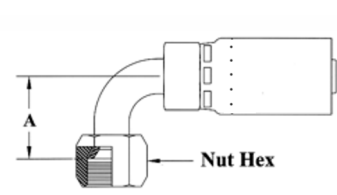
	Hose I.D.	Tube Size	Thread Size	Hex Size	Nut Hex	Part No.
 <p>Nut Hex</p> <p>Hex</p>	5/16"	3/8"	5/8x18	9/16"	3/4"	T07-5X6
	3/8"	3/8"	5/8x18	9/16"	3/4"	T07-6X6
	3/4"	3/4"	1-1/16x14	1"	1-1/4"	T07-12x12

D  
3 SERIES THERMOPLASTIC

E  
QUICK COUPLERS

## T SERIES

### SAE 45° Seat - 90° Female Swivel

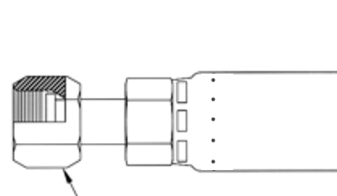
	Hose I.D.	Tube Size	Thread Size	A-Drop Inches	Nut Hex	Part No.
 <p>Nut Hex</p>	5/16"	3/8"	5/8x18	0.91	3/4"	T23-5X6
	3/8"	3/8"	5/8x18	0.91	3/4"	T23-6X6

F  
REUSABLES, PUSH-ON, ACCESS.

G  
ADAPTERS

## T SERIES

### O-Ring Face Seal (ORF) - Female Swivel

	Hose I.D.	Thread Size	Tube OD	Nut Hex	Part No.
 <p>Nut Hex</p>	1/4"	9/16x18	1/4"	11/16"	T30-4X4
	1/4"	11/16x16	3/8"	13/16"	T30-4X6
	5/16"	11/16x16	3/8"	13/16"	T30-5X6
	3/8"	11/16x16	3/8"	13/16"	T30-6X6
	3/8"	13/16x16	1/2"	15/16"	T30-6X8
	1/2"	13/16x16	1/2"	15/16"	T30-8X8
	1/2"	1x14	5/8"	1-1/8"	T30-8X10
	3/4"	1-3/16x12	3/4"	1-3/8"	T30-12X12
	1"	1-7/16x12	1"	1-5/8"	T30-16X16

H  
FABRICATION EQUIPMENT

J  
THREAD ID TECHNICAL

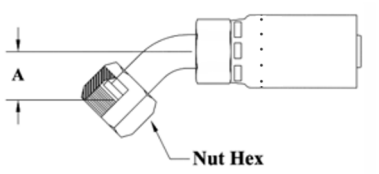
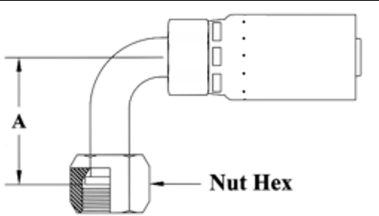
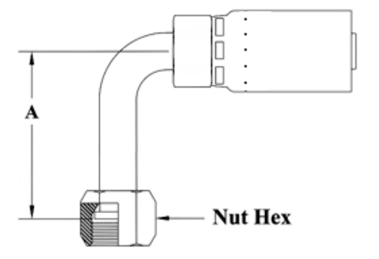
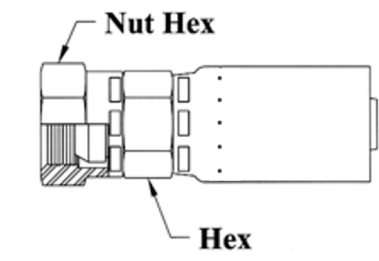

WWW.COUPPLAMATIC.COM

# T SERIES COUPLINGS

Hydraulic Hose ends for 100R14 PTFE Hose (TR14), 100R7 Reduced OD Hose (1/4" - 3/8" RD7, RD7NC, RD7TL, & RD7TLNC), and Standard 100R7 (1/2" - 1" H7, H7NC, H7TL, & H7TLNC) The T Series Couplings are compatible with virtually all Crimp Machines and can be crimped with a standard straight crimp or bubble crimp.

Minimum Order Quantities: 10 pcs for 3/16" - 1/2" and 5 pcs for 3/4" and 1"

Trivalent Zinc Plating

HOSE A	T SERIES		O-Ring Face Seal (ORF) - 45° Female Swivel				Part No.
	Hose I.D.	Thread Size	Tube OD	A-Drop Inches	Nut Hex		
VARIABLE CRIMP COUPLINGS B		1/4"	9/16x18	1/4"	.41	11/16"	T31-4X4
		5/16"	11/16x16	3/8"	.43	13/16"	T31-5X6
		3/8"	11/16x16	3/8"	.43	13/16"	T31-6X6
		1/2"	13/16x16	1/2"	.60	15/16"	T31-8X8
		3/4"	1-3/16x12	3/4"	.83	1-3/8"	T31-12X12
		1"	1-7/16x12	1"	1.15	1-5/8"	T31-16X16
GRIP CRIMP COUPLINGS C	T SERIES		O-Ring Face Seal (ORF) - 90° Female Swivel				Part No.
	Hose I.D.	Thread Size	Tube OD	A-Drop Inches	Nut Hex		
3 SERIES THERMOPLASTIC D		1/4"	9/16x18	1/4"	0.78	11/16"	T32-4X4
		1/4"	11/16x16	3/8"	0.90	13/16"	T32-4X6
		5/16"	11/16x16	3/8"	0.90	13/16"	T32-5X6
		3/8"	11/16x16	3/8"	0.90	13/16"	T32-6X6
		3/8"	13/16x16	1/2"	1.15	15/16"	T32-6X8
		1/2"	13/16x16	1/2"	1.15	15/16"	T32-8X8
		3/4"	1-3/16x12	3/4"	1.88	1-3/8"	T32-12X12
		1"	1-7/16x12	1"	2.20	1-5/8"	T32-16X16
QUICK COUPLERS E	T SERIES		O-Ring Face Seal (ORF) - 90° Female Swivel Long Drop				Part No.
	Hose I.D.	Thread Size	Tube OD	A-Drop Inches	Nut Hex		
REUSABLE PUSH-ON ACCESSORIES F		1/4"	9/16x18	1/4"	1.80	11/16"	T33-4X4
		3/8"	11/16x16	3/8"	2.13	13/16"	T33-6X6
		1/2"	13/16x16	1/2"	2.51	15/16"	T33-8X8
ADAPTERS G	T SERIES		BSPP - British Standard Parallel 60° Cone - Female Swivel				Part No.
	Hose I.D.	BSPP Size	Thread Size	Hex Size	Nut Hex		
FABRICATION EQUIPMENT H		1/4"	1/4"	G-1/4-19	9/16"	3/4"	T10-4X4
		3/8"	3/8"	G-3/8-19	3/4"	7/8"	T10-6X6
		1/2"	1/2"	G-1/2-14	13/16"	1"	T10-8X8
THREAD ID TECHNICAL J	T SERIES		BSPP - British Standard Parallel 60° Cone - Female Swivel				Part No.
	Hose I.D.	BSPP Size	Thread Size	Hex Size	Nut Hex		
WWW.COUPLAMATIC.COM K		1/4"	1/4"	G-1/4-19	9/16"	3/4"	T10-4X4
		3/8"	3/8"	G-3/8-19	3/4"	7/8"	T10-6X6


# T SERIES COUPLINGS

Hydraulic Hose ends for 100R14 PTFE Hose (TR14), 100R7 Reduced OD Hose (1/4" - 3/8" RD7, RD7NC, RD7TL, & RD7TLNC), and Standard 100R7 (1/2" - 1" H7, H7NC, H7TL, & H7TLNC) The T Series Couplings are compatible with virtually all Crimp Machines and can be crimped with a standard straight crimp or bubble crimp.

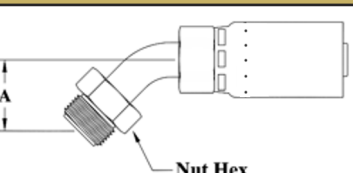
Minimum Order Quantities: 10 pcs for 3/16" - 1/2" and 5 pcs for 3/4" and 1"

Trivalent Zinc Plating

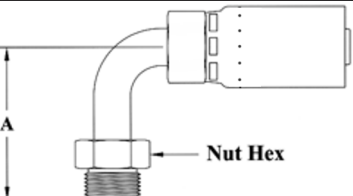
## T SERIES Inverted Male - Straight

	Hose I.D.	Thread Size	Tube OD	Nut Hex	Part No.
 <p>Nut Hex</p>	1/4"	7/16x24	1/4"	7/16"	T18-4X4
	1/4"	1/2x20	5/16"	1/2"	T18-4X5
	5/16"	1/2x20	5/16"	1/2"	T18-5X5
	3/8"	5/8x18	3/8"	5/8"	T18-6X6

## T SERIES Inverted Male - 45° Bend

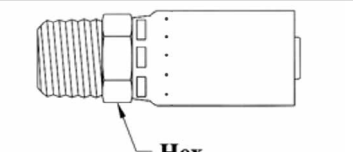
	Hose I.D.	Thread Size	Tube OD	A-Drop Inches	Nut Hex	Part No.
 <p>Nut Hex</p>	1/4"	7/16x24	1/4"	1.08	7/16"	T19-4X4
	3/8"	5/8x18	3/8"	1.03	5/8"	T19-6X6

## T SERIES Inverted Male - 90° Bend

	Hose I.D.	Thread Size	Tube OD	A-Drop Inches	Nut Hex	Part No.
 <p>Nut Hex</p>	1/4"	7/16x24	1/4"	1.23	7/16"	T20-4X4
	3/8"	5/8x18	3/8"	1.63	5/8"	T20-6X6

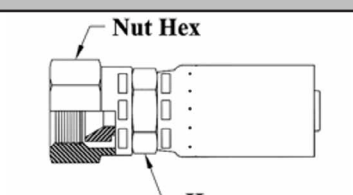
## T SERIES NPTF - Male Solid

316 SS

316 STAINLESS STEEL CONSTRUCTION	Hose I.D.	Pipe Size	Thread Size	Hex Size	Part No.
 <p>Hex</p>	1/4"	1/4"	1/4-18	9/16"	SST01-4X4
	3/8"	3/8"	3/8-18	11/16"	SST01-6X6
	1/2"	1/2"	1/2-14	7/8"	SST01-8X8
	3/4"	3/4"	3/4-14	1-1/16"	SST01-12X12
	1"	1"	1-11 1/2	1-3/8"	SST01-16X16

## T SERIES JIC 37° - Female Swivel

316 SS

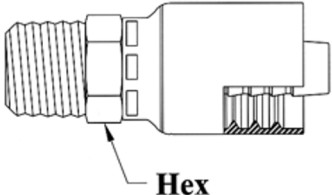
316 STAINLESS STEEL CONSTRUCTION	Hose I.D.	Tube Size	Thread Size	Hex Size	Nut Hex	Part No.
 <p>Nut Hex</p> <p>Hex</p>	1/4"	1/4"	7/16x20	1/2"	9/16"	SST09-4X4
	3/8"	3/8"	9/16x18	9/16"	11/16"	SST09-6X6
	1/2"	1/2"	3/4x16	3/4"	7/8"	SST09-8X8
	1/2"	5/8"	7/8x14	7/8"	1"	SST09-8X10
	3/4"	3/4"	1-1/16x12	1"	1-1/4"	SST09-12X12
	1"	1"	1-5/16x12	1-1/4"	1-1/2"	SST09-16X16

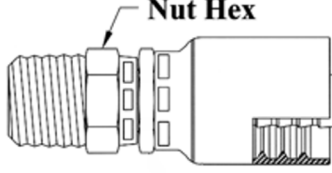
Visit [www.couplamatic.com](http://www.couplamatic.com) or call your sales representative to get the most current crimp charts.

A HOSE  
B VARICRIMP COUPLINGS  
C GRIP CRIMP COUPLINGS  
D 3 SERIES THERMOPLASTIC  
E QUICK COUPLERS  
F REUSABLES, PUSHON, ACCESS.  
G ADAPTERS  
H FABRICATION EQUIPMENT  
J THREAD ID TECHNICAL  
WWW.COUPPLAMATIC.COM

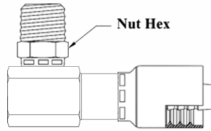

# GRIP CRIMP COUPLINGS

Bite to the Wire Hydraulic Hose ends for 100R1/1SN thin cover (57MB-1, 1SN), 100R2 thin cover (57MB-2, R2AT), 2SN (2SN), 2SK (2SK), HY-PLUS I (HPI), & III (HPIII), 100R16/2SC (R16), CS-Guard R16, Dura-Hyd R16 (DH16), Dura-Hyd EX R16 (DHEX16), Ultra R16 (Ultra R16), 100R17 (R17 & R17R), Dura-Hyd R17 (DH17 & WDH17), 100R19 (R19), 100R3 (R3), 100R4 (R4), & Jack hose (Male NPTF Solid Only) (JH). Grip Crimp couplings can be crimped in virtually all adjustable crimp machines. Some non-adjustable crimp equipment can produce crimp dimensions within CSI's recommended crimp specification. Trivalent Zinc Plating

HOSE A	GRIP CRIMP		NPTF - Male Solid			Part No.						
	Hose I.D.	Pipe Size	Thread Size	Hex Size	Part No.							
VAR-CRIMP COUPLINGS B	1/4"	1/8"	1/8-27	9/16"	GC01-4x2							
	1/4"	1/4"	1/4-18	9/16"	GC01-4x4							
	1/4"	3/8"	3/8-18	11/16"	GC01-4x6							
	1/4"	1/2"	1/2-14	7/8"	GC01-4x8							
	3/8"	1/4"	1/4-18	3/4"	GC01-6x4							
	3/8"	3/8"	3/8-18	3/4"	GC01-6x6							
	3/8"	1/2"	1/2-14	7/8"	GC01-6x8							
	1/2"	1/4"	1/4-18	7/8"	GC01-8x4							
	1/2"	3/8"	3/8-18	7/8"	GC01-8x6							
	1/2"	1/2"	1/2-14	7/8"	GC01-8x8							
	1/2"	3/4"	3/4-14	1-1/8"	GC01-8x12							
	GRIP CRIMP COUPLINGS C	5/8"	1/2"	1/2-14	15/16"	GC01-10x8						
5/8"		3/4"	3/4-14	1-1/8"	GC01-10x12							
3/4"		1/2"	1/2-14	1-1/8"	GC01-12x8							
3/4"		3/4"	3/4-14	1-1/8"	GC01-12x12							
3/4"		1"	1-11 1/2	1-3/8"	GC01-12x16							
1"		3/4"	3/4-14	1-3/8"	GC01-16x12							
1"		1"	1-11 1/2	1-3/8"	GC01-16x16							
1-1/4"		1-1/4"	1 1/4-11 1/2	1-11/16"	GC01-20x20							
1-1/2"		1-1/2"	1 1/2-11 1/2	2"	GC01-24x24							
2"		2"	2-11 1/2	2-1/2"	GC01-32x32							
3 SERIES THERMOPLASTIC D												
								Hex				

QUICK COUPLERS E	GRIP CRIMP		NPTF - Male Swivel			Part No.						
	Hose I.D.	Pipe Size	Thread Size	Nut Hex	Part No.							
REUSABLE PUSH-ON ACCESS F	1/4"	1/8"	1/8-27	5/8"	GC04-4x2							
	1/4"	1/4"	1/4-18	5/8"	GC04-4x4							
	1/4"	3/8"	3/8-18	3/4"	GC04-4x6							
	3/8"	1/4"	1/4-18	3/4"	GC04-6x4							
	3/8"	3/8"	3/8-18	3/4"	GC04-6x6							
	3/8"	1/2"	1/2-14	7/8"	GC04-6x8							
	1/2"	3/8"	3/8-18	3/4"	GC04-8x6							
	1/2"	1/2"	1/2-14	7/8"	GC04-8x8							
	3/4"	3/4"	3/4-14	1-1/4"	GC04-12x12							
	1"	1"	1-11 1/2	1-3/8"	GC04-16x16							
	ADAPTERS G											
								Nut Hex				

Swivel for installation purposes only. Leakage may occur at low pressure.

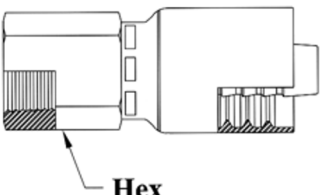
FABRICATION EQUIPMENT H	GRIP CRIMP		NPTF - Male Swivel 90°				Long Length Part No.
	Hose I.D.	Pipe Size	Thread Size	Nut Hex	Part No.		
THREAD ID TECHNICAL J	<p>Long Length Rise (LL)</p> 						
	1/4"	1/4"	1/4-18	5/8"	GC14 4x4	GC14LL-4x4	
	3/8"	3/8"	3/8-18	3/4"	GC14-6x6	GC14LL-6x6	
	3/8"	1/2"	1/2-14	7/8"	GC14-6x8	GC14LL-6x8	
	1/2"	1/2"	1/2-14	7/8"	GC14-8x8	GC14LL-8x8	
	3/4"	3/4"	3/4-14	1-1/4"	GC14-12x12	GC14LL-12x12	
	1"	1"	1-11 1/2	1-3/8"	GC14-16x16		
WWW.COUPLAMATIC.COM	<p>Standard Rise</p> 						
	Swivel for installation purposes only. Leakage may occur at low pressure.						



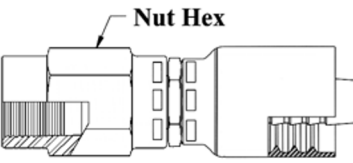
# GRIP CRIMP COUPLINGS

Bite to the Wire Hydraulic Hose ends for 100R1/1SN thin cover (57MB-1, 1SN), 100R2 thin cover (57MB-2, R2AT), 2SN (2SN), 2SK (2SK), HY-PLUS I (HPI), & III (HPIII), 100R16/2SC (R16), CS-Guard R16, Dura-Hyd R16 (DH16), Dura-Hyd EX R16 (DHEX16), Ultra R16 (Ultra R16), 100R17 (R17 & R17R), Dura-Hyd R17 (DH17 & WDH17), 100R19 (R19), 100R3 (R3), 100R4 (R4), & Jack hose (Male NPTF Solid Only) (JH). Grip Crimp couplings can be crimped in virtually all adjustable crimp machines. Some non-adjustable crimp equipment can produce crimp dimensions within CSI's recommended crimp specification. Trivalent Zinc Plating

## GRIP CRIMP NPTF - Female Solid

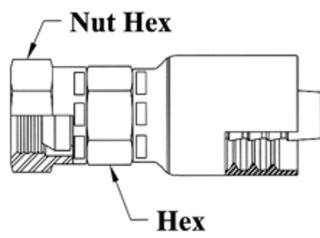
	Hose I.D.	Pipe Size	Thread Size	Hex Size	Part No.
	1/4"	1/8"	1/8-27	5/8"	GC02-4x2
	1/4"	1/4"	1/4-18	3/4"	GC02-4x4
	3/8"	1/4"	1/4-18	3/4"	GC02-6x4
	3/8"	3/8"	3/8-18	7/8"	GC02-6x6
	3/8"	1/2"	1/2-14	1"	GC02-6x8
	1/2"	1/2"	1/2-14	1"	GC02-8x8
	3/4"	3/4"	3/4-14	1-1/4"	GC02-12x12

## GRIP CRIMP NPTF - Female Swivel

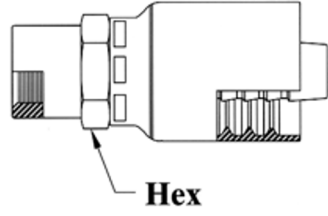
	Hose I.D.	Pipe Size	Thread Size	Hex Size	Nut Hex	Part No.
	1/4"	1/4"	1/4-18	5/8"	3/4"	GC16-4x4
	3/8"	3/8"	3/8-18	11/16"	7/8"	GC16-6x6
	1/2"	1/2"	1/2-14	7/8"	1"	GC16-8x8
	3/4"	3/4"	3/4-14	1-1/8"	1-1/4"	GC16-12x12

Swivel for installation purposes only. Leakage may occur at low pressure.

## GRIP CRIMP NPSM - Female Swivel

	Hose I.D.	Pipe Size	Thread Size	Hex Size	Nut Hex	Part No.
	1/4"	1/4"	1/4-18	9/16"	11/16"	GC05-4x4
	3/8"	3/8"	3/8-18	11/16"	7/8"	GC05-6x6
	3/8"	1/2"	1/2-14	3/4"	1"	GC05-6x8
	1/2"	1/2"	1/2-14	7/8"	1"	GC05-8x8
	3/4"	3/4"	3/4-14	1-1/8"	1-1/4"	GC05-12x12
	1"	1"	1-11 1/2	1-3/8"	1-1/2"	GC05-16x16
	1-1/4"	1-1/4"	1 1/4-11 1/2	1-11/16"	1-7/8"	GC05-20x20

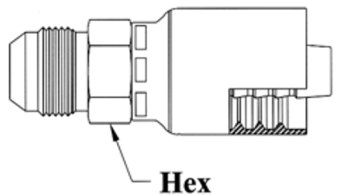
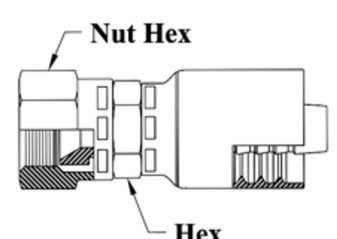

## GRIP CRIMP 1/2-27 Grease Tap - Female

	Hose I.D.	Thread Size	Hex Size	Part No.
	1/4"	1/2-27	3/4"	GC03-4x8
	3/8"	1/2-27	3/4"	GC03-6x8

A	HOSE
B	VARIABLE CRIMP COUPLINGS
C	GRIP CRIMP COUPLINGS
D	3 SERIES THERMOPLASTIC
E	QUICK COUPLERS
F	REUSABLES, PUSH-ON, ACCESS.
G	ADAPTERS
H	FABRICATION EQUIPMENT
J	THREAD ID TECHNICAL
WWW.	COUPLAMATIC.COM

# GRIP CRIMP COUPLINGS

Bite to the Wire Hydraulic Hose ends for 100R1/1SN thin cover (57MB-1, 1SN), 100R2 thin cover (57MB-2, R2AT), 2SN (2SN), 2SK (2SK), HY-PLUS I (HPI), & III (HPIII), 100R16/2SC (R16), CS-Guard R16, Dura-Hyd R16 (DH16), Dura-Hyd EX R16 (DHEX16), Ultra R16 (Ultra R16), 100R17 (R17 & R17R), Dura-Hyd R17 (DH17 & WDH17), 100R19 (R19), 100R3 (R3), 100R4 (R4), & Jack hose (Male NPTF Solid Only) (JH). Grip Crimp couplings can be crimped in virtually all adjustable crimp machines. Some non-adjustable crimp equipment can produce crimp dimensions within CSI's recommended crimp specification. Trivalent Zinc Plating

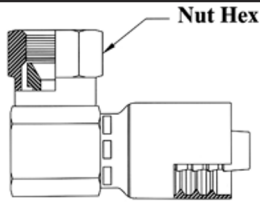
HOSE	GRIP CRIMP		JIC 37° - Male Solid			Part No.	
	Hose I.D.	Thread Size	Tube OD	Hex Size	Part No.		
A VARICRIMP COUPLINGS	1/4"	7/16x20	1/4"	9/16"	GC08-4x4		
	1/4"	1/2x20	5/16"	9/16"	GC08-4x5		
	1/4"	9/16x18	3/8"	5/8"	GC08-4x6		
	3/8"	9/16x18	3/8"	11/16"	GC08-6x6		
	3/8"	3/4x16	1/2"	3/4"	GC08-6x8		
	3/8"	7/8x14	5/8"	7/8"	GC08-6x10		
	1/2"	3/4x16	1/2"	7/8"	GC08-8x8		
	1/2"	7/8x14	5/8"	7/8"	GC08-8x10		
	1/2"	1-1/16x12	3/4"	1-1/8"	GC08-8x12		
	5/8"	3/4x16	1/2"	15/16"	GC08-10x8		
	5/8"	7/8x14	5/8"	15/16"	GC08-10x10		
	5/8"	1-1/16x12	3/4"	1-1/8"	GC08-10x12		
	3/4"	7/8x14	5/8"	1-1/8"	GC08-12x10		
	3/4"	1-1/16x12	3/4"	1-1/8"	GC08-12x12		
	3/4"	1-3/16x12	7/8"	1-3/8"	GC08-12x14		
	3/4"	1-5/16x12	1"	1-3/8"	GC08-12x16		
B GRIP CRIMP COUPLINGS	1"	1-3/16x12	7/8"	1-3/8"	GC08-16x14		
	1"	1-5/16x12	1"	1-3/8"	GC08-16x16		
	1-1/4"	1-5/8x12	1-1/4"	1-11/16"	GC08-20x20		
	1-1/2"	1-7/8x12	1-1/2"	2"	GC08-24x24		
	C 3 SERIES THERMOPLASTIC	GRIP CRIMP		JIC 37° - Female Swivel			Part No.
		Hose I.D.	Thread Size	Tube OD	Hex Size	Nut Hex	
		1/4"	7/16x20	1/4"	9/16"	9/16"	GC09-4x4
		1/4"	1/2x20	5/16"	9/16"	5/8"	GC09-4x5
		1/4"	9/16x18	3/8"	9/16"	11/16"	GC09-4x6
		3/8"	7/16x20	1/4"	11/16"	9/16"	GC09-6x4
		3/8"	1/2x20	5/16"	11/16"	5/8"	GC09-6X5
		3/8"	9/16x18	3/8"	11/16"	11/16"	GC09-6x6
		3/8"	3/4x16	1/2"	11/16"	7/8"	GC09-6x8
		3/8"	7/8x14	5/8"	7/8"	1"	GC09-6x10
		3/8"	1-1/16x12	3/4"	1"	1-1/4"	GC09-6x12
		1/2"	9/16x18	3/8"	7/8"	11/16"	GC09-8x6
1/2"		3/4x16	1/2"	7/8"	7/8"	GC09-8x8	
1/2"		7/8x14	5/8"	7/8"	1"	GC09-8x10	
1/2"		1-1/16x12	3/4"	1-1/8"	1-1/4"	GC09-8x12	
1/2"		1-5/16x12	1"	1-1/4"	1-1/2"	GC09-8x16	
D QUICK COUPLERS	5/8"	3/4x16	1/2"	15/16"	7/8"	GC09-10x8	
	5/8"	7/8x14	5/8"	15/16"	1"	GC09-10x10	
	5/8"	1-1/16x12	3/4"	1-1/16"	1-1/4"	GC09-10x12	
	3/4"	3/4x16	1/2"	1-1/16"	7/8"	GC09-12X8	
	3/4"	7/8x14	5/8"	1-1/16"	1"	GC09-12x10	
	3/4"	1-1/16x12	3/4"	1-1/16"	1-1/4"	GC09-12x12	
	3/4"	1-3/16x12	7/8"	1-3/8"	1-1/2"	GC09-12x14	
	3/4"	1-5/16x12	1"	1-3/8"	1-1/2"	GC09-12x16	
	1"	1-1/16x12	3/4"	1-3/8"	1-1/4"	GC09-16x12	
	1"	1-5/16x12	1"	1-3/8"	1-1/2"	GC09-16x16	
	1"	1-5/8x12	1-1/4"	1-11/16"	2"	GC09-16x20	
	1-1/4"	1-5/8x12	1-1/4"	1-11/16"	2"	GC09-20x20	
	1-1/2"	1-7/8x12	1-1/2"	2"	2-1/4"	GC09-24x24	
	2"	2-1/2x12	2"	2-1/2"	2-7/8"	GC09-32x32	
	E REUSABLE PUSHON ACCESS.						
					F ADAPTERS	G FABRICATION EQUIPMENT	H THREAD ID TECHNICAL

# GRIP CRIMP COUPLINGS

Bite to the Wire Hydraulic Hose ends for 100R1/1SN thin cover (57MB-1, 1SN), 100R2 thin cover (57MB-2, R2AT), 2SN (2SN), 2SK (2SK), HY-PLUS I (HPI), & III (HPIII), 100R16/2SC (R16), CS-Guard R16, Dura-Hyd R16 (DH16), Dura-Hyd EX R16 (DHEX16), Ultra R16 (Ultra R16), 100R17 (R17 & R17R), Dura-Hyd R17 (DH17 & WDH17), 100R19 (R19), 100R3 (R3), 100R4 (R4), & Jack hose (Male NPTF Solid Only) (JH). Grip Crimp couplings can be crimped in virtually all adjustable crimp machines. Some non-adjustable crimp equipment can produce crimp dimensions within CSI's recommended crimp specification. Trivalent Zinc Plating

## GRIP CRIMP

### JIC 37° - 90° Female Swivel

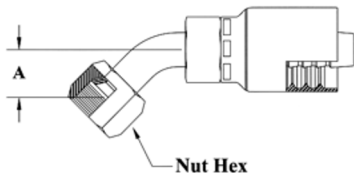
	Hose I.D.	Thread Size	Tube OD	Nut Hex	Part No.
	3/8"	9/16x18	3/8"	11/16"	GC17-6x6
	3/8"	3/4x16	1/2"	7/8"	GC17-6x8
	1/2"	3/4x16	1/2"	7/8"	GC17-8x8
	1/2"	7/8x14	5/8"	1"	GC17-8x10

HOSE  
**A**

VARIABLE CRIMP COUPLINGS  
**B**

## GRIP CRIMP

### JIC/SAE Dual Seat - 45° Female Swivel

	Hose I.D.	Thread Size	Tube OD	A-Drop Inches	Nut Hex	Part No.
	1/4"	7/16x20	1/4"	0.47	9/16"	GC25-4x4
	1/4"	1/2x20	5/16"	0.53	5/8"	GC25-4x5
	1/4"	9/16x18	3/8"	0.59	11/16"	GC25-4x6*
	3/8"	7/16x20	1/4"	0.47	9/16"	GC25-6x4
	3/8"	1/2x20	5/16"	0.53	5/8"	GC25-6x5
	3/8"	9/16x18	3/8"	0.59	11/16"	GC25-6x6*
	3/8"	3/4x16	1/2"	0.71	7/8"	GC25-6x8
	1/2"	3/4x16	1/2"	0.71	7/8"	GC25-8x8
	1/2"	7/8x14	5/8"	0.84	1"	GC25-8x10
	1/2"	1-1/16x12	3/4"	0.830	1-1/4"	GC25-8x12
	5/8"	7/8x14	5/8"	0.68	1"	GC25-10x10
	5/8"	1-1/16x12	3/4"	0.78	1-1/4"	GC25-10x12*
	3/4"	1-1/16x12	3/4"	1.12	1-1/4"	GC25-12x12*
	3/4"	1-5/16x12	1"	1.15	1-1/2"	GC25-12x16*
	1"	1-5/16x12	1"	1.15	1-1/2"	GC25-16x16*
	1-1/4"	1-5/8x12	1-1/4"	1.69	2"	GC25 20x20

\*JIC Seat and thread only

GRIP CRIMP COUPLINGS  
**C**

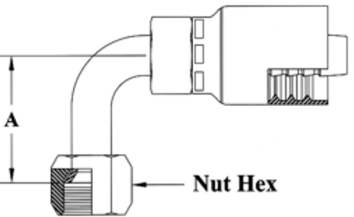
3 SERIES THERMOPLASTIC  
**D**

QUICK COUPLERS  
**E**

REUSABLES, PUSH-IN, ACCESS.  
**F**

## GRIP CRIMP

### JIC/SAE Dual Seat - 90° Female Swivel

	Hose I.D.	Thread Size	Tube OD	A-Drop Inches	Nut Hex	Part No.
	1/4"	7/16x20	1/4"	0.81	9/16"	GC26-4x4
	1/4"	1/2x20	5/16"	0.83	5/8"	GC26-4x5
	1/4"	9/16x18	3/8"	0.91	11/16"	GC26-4x6*
	3/8"	7/16x20	1/4"	0.81	9/16"	GC26-6x4
	3/8"	1/2x20	5/16"	0.83	5/8"	GC26-6x5
	3/8"	9/16x18	3/8"	0.91	11/16"	GC26-6x6*
	3/8"	3/4x16	1/2"	1.15	7/8"	GC26-6x8
	1/2"	9/16x18	3/8"	0.91	11/16"	GC26-8x6*
	1/2"	3/4x16	1/2"	1.15	7/8"	GC26-8x8
	1/2"	7/8x14	5/8"	1.23	1"	GC26-8x10
	1/2"	1-1/16x12	3/4"	1.89	1-1/4"	GC26-8x12
	5/8"	7/8x14	5/8"	1.23	1"	GC26-10x10
	5/8"	1-1/16x12	3/4"	1.88	1-1/4"	GC26-10x12*
	3/4"	7/8x14	5/8"	1.23	1"	GC26-12x10
	3/4"	1-1/16x12	3/4"	1.88	1-1/4"	GC26-12x12*
	3/4"	1-5/16x12	1"	2.20	1-1/2"	GC26-12x16*
	1"	1-5/16x12	1"	2.20	1-1/2"	GC26-16x16*
	1-1/4"	1-5/8x12	1-1/4"	3.31	2"	GC26-20x20

\*JIC Seat and thread only

ADAPTERS  
**G**

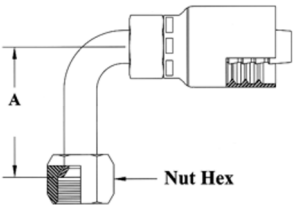
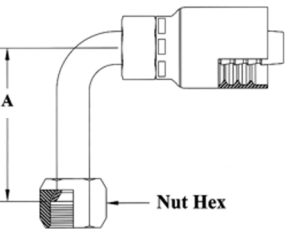
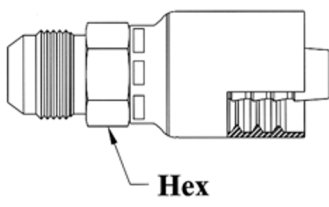
FABRICATION EQUIPMENT  
**H**

THREAD ID TECHNICAL  
**J**

WWW.COUPPLAMATIC.COM  
**WWW**

# GRIP CRIMP COUPLINGS

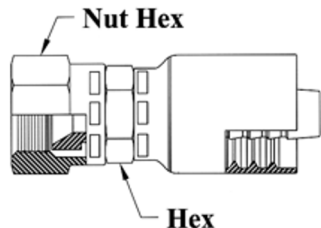
Bite to the Wire Hydraulic Hose ends for 100R1/1SN thin cover (57MB-1, 1SN), 100R2 thin cover (57MB-2, R2AT), 2SN (2SN), 2SK (2SK), HY-PLUS I (HPI), & III (HPIII), 100R16/2SC (R16), CS-Guard R16, Dura-Hyd R16 (DH16), Dura-Hyd EX R16 (DHEX16), Ultra R16 (Ultra R16), 100R17 (R17 & R17R), Dura-Hyd R17 (DH17 & WDH17), 100R19 (R19), 100R3 (R3), 100R4 (R4), & Jack hose (Male NPTF Solid Only) (JH). Grip Crimp couplings can be crimped in virtually all adjustable crimp machines. Some non-adjustable crimp equipment can produce crimp dimensions within CSI's recommended crimp specification. Trivalent Zinc Plating

HOSE	GRIP CRIMP		JIC/SAE Dual Seat - 90° Female Swivel Medium Drop			Part No.	
	Hose I.D.	Thread Size	Tube OD	A-Drop Inches	Nut Hex		
A VAR-CRIMP COUPLINGS		1/4"	7/16x20	1/4"	1.26	9/16"	GC24-4x4
		1/4"	9/16x18	3/8"	1.50	11/16"	GC24-4x6*
		3/8"	9/16x18	3/8"	1.50	11/16"	GC24-6x6*
		3/8"	3/4x16	1/2"	1.63	7/8"	GC24-6x8
		1/2"	3/4x16	1/2"	1.63	7/8"	GC24-8x8
		1/2"	7/8x14	5/8"	1.85	1"	GC24-8x10
		5/8"	7/8x14	5/8"	1.85	1"	GC24-10x10
		3/4"	1-1/16x12	3/4"	2.28	1-1/4"	GC24-12x12*
		1"	1-5/16x12	1"	2.79	1-1/2"	GC24-16x16*
				*JIC Seat and thread only			
HOSE	GRIP CRIMP		JIC/SAE Dual Seat - 90° Female Swivel Long Drop			Part No.	
	Hose I.D.	Thread Size	Tube OD	A-Drop Inches	Nut Hex		
B GRIP CRIMP COUPLINGS		1/4"	7/16x20	1/4"	1.80	9/16"	GC27-4x4
		1/4"	1/2x20	5/16"	1.80	5/8"	GC27-4x5
		1/4"	9/16x18	3/8"	2.18	11/16"	GC27-4x6*
		3/8"	7/16x20	1/4"	1.80	9/16"	GC27-6x4
		3/8"	1/2x20	5/16"	1.80	5/8"	GC27-6x5
		3/8"	9/16x18	3/8"	2.18	11/16"	GC27-6x6*
		3/8"	3/4x16	1/2"	2.50	7/8"	GC27-6x8
		1/2"	3/4x16	1/2"	2.50	7/8"	GC27-8x8
		1/2"	7/8x14	5/8"	2.75	1"	GC27-8x10
		5/8"	7/8x14	5/8"	2.75	1"	GC27-10x10
		*JIC Seat and thread only					
HOSE	GRIP CRIMP		SAE 45° - Male Solid			Part No.	
	Hose I.D.	Thread Size	Tube OD	Hex Size	Part No.		
C 3 SERIES THERMOPLASTIC		3/8"	5/8x18	3/8"	3/4"	GC06-6x6	
		3/4"	1-1/16x14	3/4"	1-1/8"	GC06-12x12	
D QUICK COUPLERS							
E REUSABLE PUSH-ON ACCESS.							
F ADAPTERS							
G FABRICATION EQUIPMENT							
H THREAD ID TECHNICAL							
J WWW.COUPLAMATIC.COM							

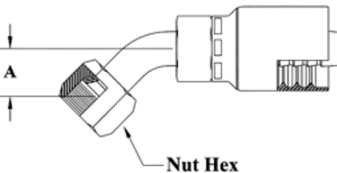
# GRIP CRIMP COUPLINGS

Bite to the Wire Hydraulic Hose ends for 100R1/1SN thin cover (57MB-1, 1SN), 100R2 thin cover (57MB-2, R2AT), 2SN (2SN), 2SK (2SK), HY-PLUS I (HPI), & III (HPIII), 100R16/2SC (R16), CS-Guard R16, Dura-Hyd R16 (DH16), Dura-Hyd EX R16 (DHEX16), Ultra R16 (Ultra R16), 100R17 (R17 & R17R), Dura-Hyd R17 (DH17 & WDH17), 100R19 (R19), 100R3 (R3), 100R4 (R4), & Jack hose (Male NPTF Solid Only) (JH). Grip Crimp couplings can be crimped in virtually all adjustable crimp machines. Some non-adjustable crimp equipment can produce crimp dimensions within CSI's recommended crimp specification. Trivalent Zinc Plating

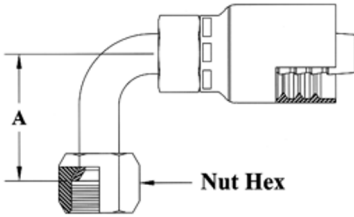
## GRIP CRIMP SAE 45° - Female Swivel

	Hose I.D.	Thread Size	Tube OD	Hex Size	Nut Hex	Part No.
	1/4"	5/8x18	3/8"	11/16"	3/4"	GC07-4x6
	3/8"	5/8x18	3/8"	3/4"	13/16"	GC07-6x6
	3/4"	1-1/16x14	3/4"	1-1/8"	1-1/4"	GC07-12x12

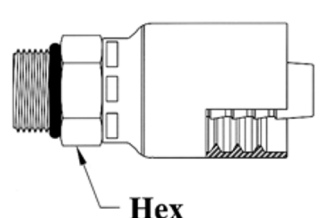
## GRIP CRIMP SAE 45° Seat - 45° Female Swivel

	Hose I.D.	Thread Size	Tube OD	A-Drop Inches	Nut Hex	Part No.
	3/8"	5/8x18	3/8"	0.59	3/4"	GC22-6x6

## GRIP CRIMP SAE 45° Seat - 90° Female Swivel

	Hose I.D.	Thread Size	Tube OD	A-Drop Inches	Nut Hex	Part No.
	3/8"	5/8x18	3/8"	0.91	3/4"	GC23-6x6
	3/8"	5/8x18	3/8"	2.18	3/4"	GC23-6x6L


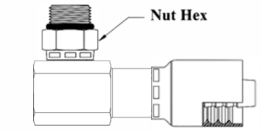
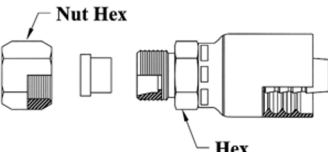
## GRIP CRIMP ORB - Male Solid

	Hose I.D.	Thread Size	Tube OD	Hex Size	Part No.
	1/4"	7/16x20	1/4"	9/16"	GC11-4x4
	1/4"	1/2x20	5/16"	5/8"	GC11-4x5
	1/4"	9/16x18	3/8"	11/16"	GC11-4x6
	1/4"	3/4x16	1/2"	7/8"	GC11-4x8
	3/8"	9/16x18	3/8"	11/16"	GC11-6x6
	3/8"	3/4x16	1/2"	7/8"	GC11-6x8
	3/8"	7/8x14	5/8"	1"	GC11-6x10
	1/2"	3/4x16	1/2"	7/8"	GC11-8x8
	1/2"	7/8x14	5/8"	1"	GC11-8x10
	1/2"	1-1/16x12	3/4"	1-1/4"	GC11-8x12
	5/8"	3/4x16	1/2"	15/16"	GC11-10x8
	5/8"	7/8x14	5/8"	1"	GC11-10x10
	5/8"	1-1/16x12	3/4"	1-1/4"	GC11-10x12
	3/4"	7/8x14	5/8"	1-1/8"	GC11-12x10
	3/4"	1-1/16x12	3/4"	1-1/4"	GC11-12x12
	1"	1-5/16x12	1"	1-1/2"	GC11-16x16

HOSE	<b>A</b>
VARIABLE CRIMP COUPLINGS	<b>B</b>
GRIP CRIMP COUPLINGS	<b>C</b>
3 SERIES THERMOPLASTIC	<b>D</b>
QUICK COUPLERS	<b>E</b>
REUSABLES, PUSH-IN ACCESS.	<b>F</b>
ADAPTERS	<b>G</b>
FABRICATION EQUIPMENT	<b>H</b>
THREAD ID TECHNICAL	<b>J</b>
WWW.COUPLAMATIC.COM	

# GRIP CRIMP COUPLINGS

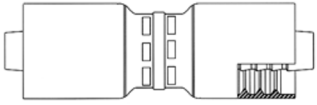
Bite to the Wire Hydraulic Hose ends for 100R1/1SN thin cover (57MB-1, 1SN), 100R2 thin cover (57MB-2, R2AT), 2SN (2SN), 2SK (2SK), HY-PLUS I (HPI), & III (HPIII), 100R16/2SC (R16), CS-Guard R16, Dura-Hyd R16 (DH16), Dura-Hyd EX R16 (DHEX16), Ultra R16 (Ultra R16), 100R17 (R17 & R17R), Dura-Hyd R17 (DH17 & WDH17), 100R19 (R19), 100R3 (R3), 100R4 (R4), & Jack hose (Male NPTF Solid Only) (JH). Grip Crimp couplings can be crimped in virtually all adjustable crimp machines. Some non-adjustable crimp equipment can produce crimp dimensions within CSI's recommended crimp specification. Trivalent Zinc Plating

		GRIP CRIMP		ORB - Male Swivel																															
A HOSE	B VARIABLE CRIMP COUPLINGS	C GRIP CRIMP COUPLINGS	Hose I.D.	Thread Size	Tube OD	Nut Hex	Part No.																												
				1/4"	7/16x20	1/4"	5/8"	GC12-4x4																											
	1/4"	9/16x18	3/8"	3/4"	GC12-4x6																														
	3/8"	9/16x18	3/8"	3/4"	GC12-6x6																														
	3/8"	3/4x16	1/2"	7/8"	GC12-6x8																														
	1/2"	3/4x16	1/2"	7/8"	GC12-8x8																														
	1/2"	7/8x14	5/8"	1"	GC12-8x10																														
	3/4"	1-1/16x12	3/4"	1-1/4"	GC12-12x12																														
	1"	1-5/16x12	1"	1-1/2"	GC12-16x16																														
Swivel for installation purposes only. Leakage may occur at low pressure.																																			
		GRIP CRIMP		ORB - Male Swivel 90°																															
D 3 SERIES THERMOPLASTIC	E QUICK COUPLERS	F GRIP CRIMP COUPLINGS	Hose I.D.	Thread Size	Tube OD	Nut Hex	Part No.	Long Length Part No.																											
				1/4"	7/16x20	1/4"	5/8"	GC15-4x4																											
			1/4"	9/16x18	3/8"	3/4"	GC15-4x6																												
			3/8"	9/16x18	3/8"	3/4"	GC15-6x6	GC15LL-6x6																											
			3/8"	3/4x16	1/2"	7/8"	GC15-6x8	GC15LL-6x8																											
			3/8"	7/8x14	5/8"	1"	GC15-6x10																												
			1/2"	3/4x16	1/2"	7/8"	GC15-8x8	GC15LL-8x8																											
			1/2"	7/8x14	5/8"	1"	GC15-8x10	GC15LL-8x10																											
			3/4"	1-1/16x12	3/4"	1-1/4"	GC15-12x12	GC15LL-12x12																											
			1"	1-5/16x12	1"	1-1/2"	GC15-16x16																												
Swivel for installation purposes only. Leakage may occur at low pressure.																																			
		GRIP CRIMP		Tube Repair Couplings																															
G ADAPTERS	H FABRICATION EQUIPMENT	I GRIP CRIMP COUPLINGS	Hose I.D.	Thread Size	Tube OD	Hex Size	Nut Hex	Part No.																											
				1/4"	7/16x20	1/4"	9/16"	9/16"	GC28-4x4																										
			1/4"	1/2x20	5/16"	9/16"	5/8"	GC28-4x5																											
			3/8"	1/2x20	5/16"	11/16"	5/8"	GC28-6x5																											
			3/8"	9/16x18	3/8"	11/16"	11/16"	GC28-6x6																											
			3/8"	3/4x16	1/2"	3/4"	7/8"	GC28-6x8																											
			1/2"	3/4x16	1/2"	7/8"	7/8"	GC28-8x8																											
			1/2"	7/8x14	5/8"	7/8"	15/16"	GC28-8x10																											
			3/4"	1-1/16x12	3/4"	1-1/8"	1-1/4"	GC28-12x12																											
			1"	1-5/16x12	1"	1-3/8"	1-1/2"	GC28-16x16																											
<table border="0" style="width: 100%;"> <tr> <td colspan="3" style="text-align: center;"><u>Nuts and Sleeves</u></td> </tr> <tr> <td style="text-align: center;"><b>Tube Size</b></td> <td style="text-align: center;"><b>Nut Part No.</b></td> <td style="text-align: center;"><b>Sleeve Part No.</b></td> </tr> <tr> <td style="text-align: center;">1/4"</td> <td style="text-align: center;">718x4</td> <td style="text-align: center;">719x4</td> </tr> <tr> <td style="text-align: center;">5/16"</td> <td style="text-align: center;">718x5</td> <td style="text-align: center;">719x5</td> </tr> <tr> <td style="text-align: center;">3/8"</td> <td style="text-align: center;">718x6</td> <td style="text-align: center;">719x6</td> </tr> <tr> <td style="text-align: center;">1/2"</td> <td style="text-align: center;">718x8</td> <td style="text-align: center;">719x8</td> </tr> <tr> <td style="text-align: center;">5/8"</td> <td style="text-align: center;">718x10</td> <td style="text-align: center;">719x10</td> </tr> <tr> <td style="text-align: center;">3/4"</td> <td style="text-align: center;">718x12</td> <td style="text-align: center;">719x12</td> </tr> <tr> <td style="text-align: center;">1"</td> <td style="text-align: center;">718x16</td> <td style="text-align: center;">719x16</td> </tr> </table>									<u>Nuts and Sleeves</u>			<b>Tube Size</b>	<b>Nut Part No.</b>	<b>Sleeve Part No.</b>	1/4"	718x4	719x4	5/16"	718x5	719x5	3/8"	718x6	719x6	1/2"	718x8	719x8	5/8"	718x10	719x10	3/4"	718x12	719x12	1"	718x16	719x16
<u>Nuts and Sleeves</u>																																			
<b>Tube Size</b>	<b>Nut Part No.</b>	<b>Sleeve Part No.</b>																																	
1/4"	718x4	719x4																																	
5/16"	718x5	719x5																																	
3/8"	718x6	719x6																																	
1/2"	718x8	719x8																																	
5/8"	718x10	719x10																																	
3/4"	718x12	719x12																																	
1"	718x16	719x16																																	
		J THREAD ID TECHNICAL		K GRIP CRIMP COUPLINGS		L GRIP CRIMP COUPLINGS		M WWW.COULAMATIC.COM																											

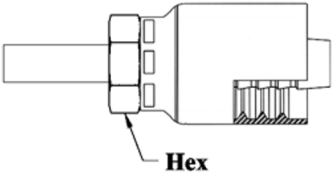
# GRIP CRIMP COUPLINGS

Bite to the Wire Hydraulic Hose ends for 100R1/1SN thin cover (57MB-1, 1SN), 100R2 thin cover (57MB-2, R2AT), 2SN (2SN), 2SK (2SK), HY-PLUS I (HPI), & III (HPIII), 100R16/2SC (R16), CS-Guard R16, Dura-Hyd R16 (DH16), Dura-Hyd EX R16 (DHEX16), Ultra R16 (Ultra R16), 100R17 (R17 & R17R), Dura-Hyd R17 (DH17 & WDH17), 100R19 (R19), 100R3 (R3), 100R4 (R4), & Jack hose (Male NPTF Solid Only) (JH). Grip Crimp couplings can be crimped in virtually all adjustable crimp machines. Some non-adjustable crimp equipment can produce crimp dimensions within CSI's recommended crimp specification. Trivalent Zinc Plating

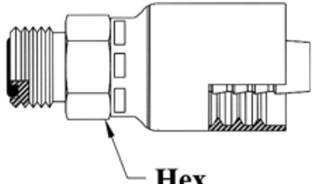
## GRIP CRIMP Hose Splicer Couplings

		Hose I.D.	Part No.
		1/4"	GC13-4x4
		3/8"	GC13-6x6
		1/2"	GC13-8x8
		5/8"	GC13-10x10
		3/4"	GC13-12x12
		1"	GC13-16x16

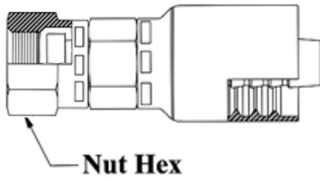
## GRIP CRIMP Standpipe

		Hose I.D.	Tube Size	Tube Rise	Hex Size	Part No.
		1/4"	1/4"	1.10	5/8"	GC21-4x4
		3/8"	3/8"	1.30	3/4"	GC21-6x6
		1/2"	1/2"	1.58	7/8"	GC21-8x8
		5/8"	5/8"	1.34	1"	GC21-10x10

## GRIP CRIMP O-Ring Face Seal (ORF) - Male Solid

		Hose I.D.	Thread Size	Tube OD	Hex Size	Part No.	
		1/4"	9/16x18	1/4"	5/8"	GC29-4x4	
		1/4"	11/16x16	3/8"	3/4"	GC29-4x6	
		3/8"	11/16x16	3/8"	3/4"	GC29-6x6	
		3/8"	13/16x16	1/2"	7/8"	GC29-6x8	
		1/2"	13/16x16	1/2"	7/8"	GC29-8x8	
		1/2"	1x14	5/8"	1-1/16"	GC29-8x10	
		1/2"	1-3/16x12	3/4"	1-1/4"	GC29-8x12	
		5/8"	1x14	5/8"	1-1/16"	GC29-10x10	
		5/8"	1-3/16x12	3/4"	1-1/4"	GC29-10x12	
		3/4"	1-3/16x12	3/4"	1-1/4"	GC29-12x12	
		1"	1-7/16x12	1"	1-1/2"	GC29-16x16	
	Couplings are capped with O-ring included.						

## GRIP CRIMP O-Ring Face Seal (ORF) - Female Swivel Short Rise

		Hose I.D.	Thread Size	Tube OD	Hex Size	Nut Hex	Part No.
		1/4"	9/16x18	1/4"	9/16"	11/16"	GC75-4x4
		1/4"	11/16x16	3/8"	5/8"	13/16"	GC75-4x6
		3/8"	11/16x16	3/8"	11/16"	13/16"	GC75-6x6
		3/8"	13/16x16	1/2"	3/4"	15/16"	GC75-6x8
		1/2"	13/16x16	1/2"	13/16"	15/16"	GC75-8x8
		1/2"	1x14	5/8"	15/16"	1-1/8"	GC75-8x10
		5/8"	1x14	5/8"	15/16"	1-1/8"	GC75-10x10
		5/8"	1-3/16x12	3/4"	1-1/8"	1-3/8"	GC75-10x12
		3/4"	1-3/16x12	3/4"	1-1/8"	1-3/8"	GC75-12x12
		3/4"	1-7/16x12	1"	1-3/8"	1-5/8"	GC75-12x16
		1"	1-7/16x12	1"	1-3/8"	1-5/8"	GC75-16x16
		1-1/4"	1-11/16x12	1-1/4"	1-11/16"	1-7/8"	GC75-20x20

A  
HOSE

B  
VAR-CRIMP  
COUPLINGS

C  
GRIP CRIMP  
COUPLINGS

D  
3 SERIES  
THERMOPLASTIC

E  
QUICK  
COUPLERS

F  
REUSABLES,  
PUSHON, ACCESS.

G  
ADAPTERS

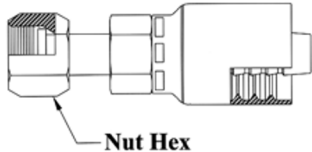
H  
FABRICATION  
EQUIPMENT

J  
THREAD ID  
TECHNICAL

WWW.  
COUPLAMATIC  
.COM

# GRIP CRIMP COUPLINGS

Bite to the Wire Hydraulic Hose ends for 100R1/1SN thin cover (57MB-1, 1SN), 100R2 thin cover (57MB-2, R2AT), 2SN (2SN), 2SK (2SK), HY-PLUS I (HPI), & III (HPIII), 100R16/2SC (R16), CS-Guard R16, Dura-Hyd R16 (DH16), Dura-Hyd EX R16 (DHEX16), Ultra R16 (Ultra R16), 100R17 (R17 & R17R), Dura-Hyd R17 (DH17 & WDH17), 100R19 (R19), 100R3 (R3), 100R4 (R4), & Jack hose (Male NPTF Solid Only) (JH). Grip Crimp couplings can be crimped in virtually all adjustable crimp machines. Some non-adjustable crimp equipment can produce crimp dimensions within CSI's recommended crimp specification. Trivalent Zinc Plating

HOSE A	GRIP CRIMP		O-Ring Face Seal (ORF) - Female Swivel			Part No.								
	Hose I.D.	Thread Size	Tube OD	Nut Hex										
VAR-CRIMP COUPLINGS B	1/4"	9/16x18	1/4"	11/16"	GC30-4x4									
	1/4"	11/16x16	3/8"	13/16"	GC30-4x6									
	1/4"	13/16x16	1/2"	15/16"	GC30-4x8									
	3/8"	9/16x18	1/4"	11/16"	GC30-6x4									
	3/8"	11/16x16	3/8"	13/16"	GC30-6x6									
	3/8"	13/16x16	1/2"	15/16"	GC30-6x8									
	1/2"	11/16x16	3/8"	13/16"	GC30-8x6									
	1/2"	13/16x16	1/2"	15/16"	GC30-8x8									
	1/2"	1x14	5/8"	1-1/8"	GC30-8x10									
	1/2"	1-3/16x12	3/4"	1-3/8"	GC30-8x12									
	5/8"	13/16x16	1/2"	15/16"	GC30-10x8									
	5/8"	1x14	5/8"	1-1/8"	GC30-10x10									
	5/8"	1-3/16x12	3/4"	1-3/8"	GC30-10x12									
	GRIP CRIMP COUPLINGS C	3/4"	1x14	5/8"	1-1/8"	GC30-12x10								
3/4"		1-3/16x12	3/4"	1-3/8"	GC30-12x12									
3/4"		1-7/16x12	1"	1-5/8"	GC30-12x16									
1"		1-7/16x12	1"	1-5/8"	GC30-16x16									
1"		1-11/16x12	1-1/4"	1-7/8"	GC30-16x20									
1-1/4"		1-11/16x12	1-1/4"	1-7/8"	GC30-20x20									
3 SERIES THERMOPLASTIC D														
								GRIP CRIMP O-Ring Face Seal (ORF) - 45° Female Swivel						
								QUICK COUPLERS E	Hose I.D.	Thread Size	Tube OD	A-Drop Inches	Nut Hex	Part No.
									1/4"	9/16x18	1/4"	0.41	11/16"	GC31-4x4
	1/4"								11/16x16	3/8"	0.48	13/16"	GC31-4x6	
	3/8"								11/16x16	3/8"	0.43	13/16"	GC31-6x6	
	3/8"								13/16x16	1/2"	0.60	15/16"	GC31-6x8	
	1/2"								11/16x16	3/8"	0.43	13/16"	GC31-8x6	
	1/2"								13/16x16	1/2"	0.59	15/16"	GC31-8x8	
	1/2"								1x14	5/8"	0.68	1-1/8"	GC31-8x10	
1/2"	1-3/16x12								3/4"	0.83	1-3/8"	GC31-8x12		
5/8"	1x14								5/8"	0.68	1-1/8"	GC31-10x10		
5/8"	1-3/16x12							3/4"	0.83	1-3/8"	GC31-10x12			
3/4"	1x14							5/8"	0.68	1-1/8"	GC31-12x10			
3/4"	1-3/16x12							3/4"	0.83	1-3/8"	GC31-12x12			
3/4"	1-7/16x12							1"	1.15	1-5/8"	GC31-12x16			
1"	1-7/16x12							1"	1.15	1-5/8"	GC31-16x16			
1"	1-11/16x12							1-1/4"	1.10	1-7/8"	GC31-16x20			
1-1/4"	1-11/16x12							1-1/4"	1.07	1-7/8"	GC31-20x20			
REUSABLES PUSH-ON ACCESS. F	ADAPTERS G													
	FABRICATION EQUIPMENT H													
	THREAD ID TECHNICAL J													
	WWW.COUPLAMATIC.COM													

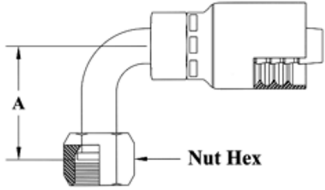


# GRIP CRIMP COUPLINGS

Bite to the Wire Hydraulic Hose ends for 100R1/1SN thin cover (57MB-1, 1SN), 100R2 thin cover (57MB-2, R2AT), 2SN (2SN), 2SK (2SK), HY-PLUS I (HPI), & III (HPIII), 100R16/2SC (R16), CS-Guard R16, Dura-Hyd R16 (DH16), Dura-Hyd EX R16 (DHEX16), Ultra R16 (Ultra R16), 100R17 (R17 & R17R), Dura-Hyd R17 (DH17 & WDH17), 100R19 (R19), 100R3 (R3), 100R4 (R4), & Jack hose (Male NPTF Solid Only) (JH). Grip Crimp couplings can be crimped in virtually all adjustable crimp machines. Some non-adjustable crimp equipment can produce crimp dimensions within CSI's recommended crimp specification. Trivalent Zinc Plating

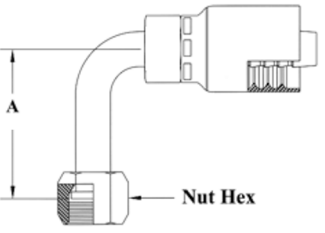
## GRIP CRIMP

### O-Ring Face Seal (ORF) - 90° Female Swivel

		Hose I.D.	Thread Size	Tube OD	A-Drop Inches	Nut Hex	Part No.	HOSE <b>A</b>
		1/4"	9/16x18	1/4"	0.80	11/16"	GC32-4x4	VAR-CRIMP COUPLINGS <b>B</b>
		1/4"	11/16x16	3/8"	0.90	13/16"	GC32-4x6	
		3/8"	9/16x18	1/4"	0.78	11/16"	GC32-6x4	
		3/8"	11/16x16	3/8"	0.90	13/16"	GC32-6x6	
		3/8"	13/16x16	1/2"	1.15	15/16"	GC32-6x8	
		1/2"	11/16x16	3/8"	0.90	13/16"	GC32-8x6	
		1/2"	13/16x16	1/2"	1.15	15/16"	GC32-8x8	GRIP CRIMP COUPLINGS <b>C</b>
		1/2"	1x14	5/8"	1.27	1-1/8"	GC32-8x10	
		1/2"	1-3/16x12	3/4"	1.88	1-3/8"	GC32-8x12	
		5/8"	13/16x16	1/2"	1.15	15/16"	GC32-10x8	
		5/8"	1x14	5/8"	1.27	1-1/8"	GC32-10x10	
		5/8"	1-3/16x12	3/4"	1.88	1-3/8"	GC32-10x12	3 SERIES THERMOPLASTIC <b>D</b>
		3/4"	1x14	5/8"	1.27	1-1/8"	GC32-12x10	
		3/4"	1-3/16x12	3/4"	1.88	1-3/8"	GC32-12x12	
		3/4"	1-7/16x12	1"	2.20	1-5/8"	GC32-12x16	
		1"	1-7/16x12	1"	2.20	1-5/8"	GC32-16x16	
		1"	1-11/16x12	1-1/4"	2.52	1-7/8"	GC32-16x20	
	1-1/4"	1-11/16x12	1-1/4"	2.51	1-7/8"	GC32-20x20		

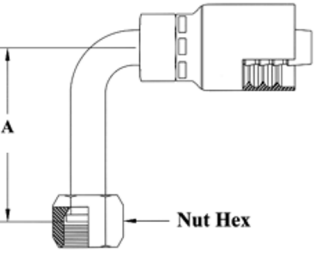
## GRIP CRIMP

### O-Ring Face Seal (ORF) - 90° Female Swivel Medium Drop

		Hose I.D.	Thread Size	Tube OD	A-Drop Inches	Nut Hex	Part No.	QUICK COUPLERS <b>E</b>
		1/4"	9/16x18	1/4"	1.26	11/16"	GC34-4x4	REUSABLES, PUSH-ON ACCESS. <b>F</b>
		3/8"	11/16x16	3/8"	1.51	13/16"	GC34-6x6	
		3/8"	13/16x16	1/2"	1.62	15/16"	GC34-6x8	
		1/2"	11/16x16	3/8"	1.51	13/16"	GC34-8x6	
		1/2"	13/16x16	1/2"	1.62	15/16"	GC34-8x8	
		5/8"	1x14	5/8"	1.85	1-1/8"	GC34-10x10	
		3/4"	1-3/16x12	3/4"	2.28	1-3/8"	GC34-12x12	ADAPTERS <b>G</b>
		1"	1-7/16x12	1"	2.78	1-5/8"	GC34-16x16	
		1-1/4"	1-11/16x12	1-1/4"	3.09	1-7/8"	GC34-20x20	



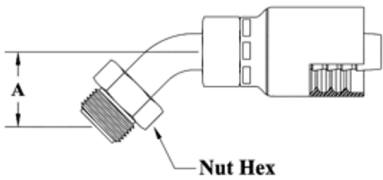
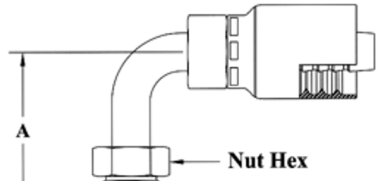
## GRIP CRIMP

### O-Ring Face Seal (ORF) - 90° Female Swivel Long Drop

		Hose I.D.	Thread Size	Tube OD	A-Drop Inches	Nut Hex	Part No.	FABRICATION EQUIPMENT <b>H</b>
		1/4"	9/16x18	1/4"	1.80	11/16"	GC33-4x4	THREAD ID TECHNICAL <b>J</b>
		1/4"	11/16x16	3/8"	2.13	13/16"	GC33-4x6	
		3/8"	11/16x16	3/8"	2.13	13/16"	GC33-6x6	
		3/8"	13/16x16	1/2"	2.51	15/16"	GC33-6x8	
		1/2"	13/16x16	1/2"	2.51	15/16"	GC33-8x8	
		1/2"	1x14	5/8"	2.76	1-1/8"	GC33-8x10	
		5/8"	1x14	5/8"	2.76	1-1/8"	GC33-10x10	WWW. COUPLAMATIC .COM
		3/4"	1-3/16x12	3/4"	3.78	1-3/8"	GC33-12x12	
		1"	1-7/16x12	1"	4.50	1-5/8"	GC33-16x16	

# GRIP CRIMP COUPLINGS

Bite to the Wire Hydraulic Hose ends for 100R1/1SN thin cover (57MB-1, 1SN), 100R2 thin cover (57MB-2, R2AT), 2SN (2SN), 2SK (2SK), HY-PLUS I (HPI), & III (HPIII), 100R16/2SC (R16), CS-Guard R16, Dura-Hyd R16 (DH16), Dura-Hyd EX R16 (DHEX16), Ultra R16 (Ultra R16), 100R17 (R17 & R17R), Dura-Hyd R17 (DH17 & WDH17), 100R19 (R19), 100R3 (R3), 100R4 (R4), & Jack hose (Male NPTF Solid Only) (JH). Grip Crimp couplings can be crimped in virtually all adjustable crimp machines. Some non-adjustable crimp equipment can produce crimp dimensions within CSI's recommended crimp specification. Trivalent Zinc Plating

HOSE A	GRIP CRIMP O-Ring For O-Ring Face Seal (ORF)						
	Thread Size	Tube OD	Part No.				
VAR-CRIMP COUPLINGS B		9/16x18	1/4"	4629x4			
		11/16x16	3/8"	4629x6			
		13/16x16	1/2"	4629x8			
		1x14	5/8"	4629x10			
		1-3/16x12	3/4"	4629x12			
		1-7/16x12	1"	4629x16			
		1-11/16x12	1-1/4"	4629x20			
GRIP CRIMP COUPLINGS C	GRIP CRIMP Male Inverted Flare						
	Hose I.D.	Thread Size	Tube OD	Nut Hex	Part No.		
3 SERIES THERMOPLASTIC D		1/4"	3/8x24	3/16"	3/8"	GC18-4x3	
		1/4"	7/16x24	1/4"	7/16"	GC18-4x4	
		1/4"	1/2x20	5/16"	1/2"	GC18-4x5	
		3/8"	7/16x24	1/4"	7/16"	GC18-6x4	
		3/8"	1/2x20	5/16"	1/2"	GC18-6x5	
		3/8"	5/8x18	3/8"	5/8"	GC18-6x6	
		3/8"	11/16x18	7/16"	11/16"	GC18-6x7	
		1/2"	3/4x18	1/2"	3/4"	GC18-8x8	
		QUICK COUPLERS E <th colspan="2">GRIP CRIMP Male Inverted Flare - 45°</th> <th colspan="4"></th>	GRIP CRIMP Male Inverted Flare - 45°				
Hose I.D.	Thread Size		Tube OD	A-Drop Inches	Nut Hex	Part No.	
REUSABLES PUSH-ON ACCESS. F		1/4"	3/8x24	3/16"	0.69	3/8"	GC19-4x3
		1/4"	7/16x24	1/4"	1.08	7/16"	GC19-4x4
		1/4"	1/2x20	5/16"	1.10	1/2"	GC19-4x5
		3/8"	7/16x24	1/4"	0.93	7/16"	GC19-6x4
		3/8"	1/2x20	5/16"	1.10	1/2"	GC19-6x5
		3/8"	5/8x18	3/8"	1.03	5/8"	GC19-6x6
		3/8"	11/16x18	7/16"	1.34	11/16"	GC19-6x7
		1/2"	3/4x18	1/2"	1.13	3/4"	GC19-8x8
ADAPTERS G	GRIP CRIMP Male Inverted Flare - 90°						
	Hose I.D.	Thread Size	Tube OD	A-Drop Inches	Nut Hex	Part No.	
FABRICATION EQUIPMENT H		1/4"	3/8x24	3/16"	1.06	3/8"	GC20-4x3
		1/4"	7/16x24	1/4"	1.23	7/16"	GC20-4x4
		1/4"	1/2x20	5/16"	1.38	1/2"	GC20-4x5
		3/8"	7/16x24	1/4"	1.36	7/16"	GC20-6x4
		3/8"	1/2x20	5/16"	1.38	1/2"	GC20-6x5
		3/8"	5/8x18	3/8"	1.63	5/8"	GC20-6x6
		3/8"	11/16x18	7/16"	1.97	11/16"	GC20-6x7
THREAD ID TECHNICAL J		1/2"	3/4x18	1/2"	2.20	3/4"	GC20-8x8
		WWW.COUPLAMATIC.COM					

# GRIP CRIMP COUPLINGS

Bite to the Wire Hydraulic Hose ends for 100R1/1SN thin cover (57MB-1, 1SN), 100R2 thin cover (57MB-2, R2AT), 2SN (2SN), 2SK (2SK), HY-PLUS I (HPI), & III (HPIII), 100R16/2SC (R16), CS-Guard R16, Dura-Hyd R16 (DH16), Dura-Hyd EX R16 (DHEX16), Ultra R16 (Ultra R16), 100R17 (R17 & R17R), Dura-Hyd R17 (DH17 & WDH17), 100R19 (R19), 100R3 (R3), 100R4 (R4), & Jack hose (Male NPTF Solid Only) (JH). Grip Crimp couplings can be crimped in virtually all adjustable crimp machines. Some non-adjustable crimp equipment can produce crimp dimensions within CSI's recommended crimp specification. Trivalent Zinc Plating

## GRIP CRIMP Code 61 Split Flange - Straight

Hose I.D.	Flange Size	A-Dia Inches	Part No.
1/2"	1/2"	1.19	GC47-8x8
1/2"	3/4"	1.50	GC47-8x12
3/4"	3/4"	1.50	GC47-12x12
3/4"	1"	1.75	GC47-12x16
1"	1"	1.75	GC47-16x16
1"	1-1/4"	2.00	GC47-16x20
1-1/4"	1-1/4"	2.00	GC47-20x20

**A** HOSE  
**B** VARIOUS CRIMP COUPLINGS

## GRIP CRIMP Code 61 Split Flange - 45° Bend

Hose I.D.	Flange Size	A-Dia Inches	B-Drop Inches	Part No.
1/2"	1/2"	1.19	0.78	GC50-8x8
1/2"	3/4"	1.50	0.82	GC50-8x12
3/4"	3/4"	1.50	1.00	GC50-12x12
3/4"	1"	1.75	1.00	GC50-12x16
1"	1"	1.75	1.12	GC50-16x16
1"	1-1/4"	2.00	1.12	GC50-16x20
1-1/4"	1-1/4"	2.00	1.12	GC50-20x20

**C** GRIP CRIMP COUPLINGS  
**D** 3 SERIES THERMOPLASTIC

## GRIP CRIMP Code 61 Split Flange - 90° Bend

Hose I.D.	Flange Size	A-Dia Inches	B-Drop Inches	Part No.
1/2"	1/2"	1.19	1.62	GC53-8x8
1/2"	3/4"	1.50	1.68	GC53-8x12
3/4"	3/4"	1.50	2.12	GC53-12x12
3/4"	1"	1.75	2.12	GC53-12x16
1"	1"	1.75	2.38	GC53-16x16
1"	1-1/4"	2.00	2.38	GC53-16x20
1-1/4"	1-1/4"	2.00	2.62	GC53-20x20

**E** QUICK COUPLERS  
**F** REUSABLES, PUSH-ON, ACCESS.

## GRIP CRIMP Code 61 Split Flange Kits

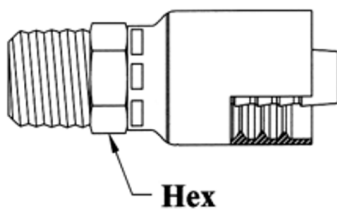
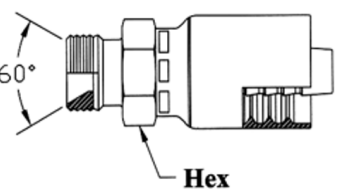
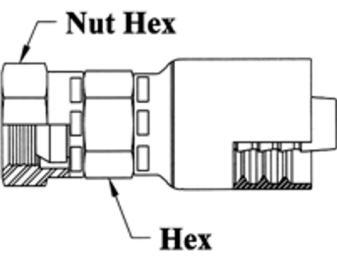
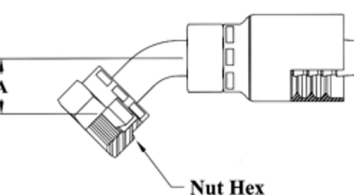
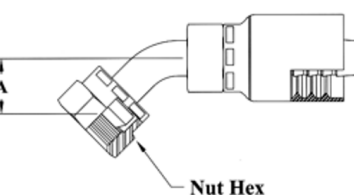
Flange Size	A Inches	B Inches	C Inches	Complete Kit Part No.	O-Ring Part No.
1/2"	1.50	.69	11/32	SFK-8	8252
3/4"	1.88	.88	13/32	SFK-12	12252
1"	2.06	1.03	13/32	SFK-16	16252
1-1/4"	2.31	1.19	15/32	SFK-20	20252

**G** ADAPTERS  
**H** FABRICATION EQUIPMENT  
**J** THREAD ID TECHNICAL

WWW.COUPPLAMATIC.COM

# GRIP CRIMP COUPLINGS

Bite to the Wire Hydraulic Hose ends for 100R1/1SN thin cover (57MB-1, 1SN), 100R2 thin cover (57MB-2, R2AT), 2SN (2SN), 2SK (2SK), HY-PLUS I (HPI), & III (HPIII), 100R16/2SC (R16), CS-Guard R16, Dura-Hyd R16 (DH16), Dura-Hyd EX R16 (DHEX16), Ultra R16 (Ultra R16), 100R17 (R17 & R17R), Dura-Hyd R17 (DH17 & WDH17), 100R19 (R19), 100R3 (R3), 100R4 (R4), & Jack hose (Male NPTF Solid Only) (JH). Grip Crimp couplings can be crimped in virtually all adjustable crimp machines. Some non-adjustable crimp equipment can produce crimp dimensions within CSI's recommended crimp specification. Trivalent Zinc Plating

A HOSE	GRIP CRIMP		BSPT - British Standard Tapered - Male Pipe Solid			Part No.	
	Hose I.D.	BSPT Size	Thread Size	Hex Size			
B VAR-CRIMP COUPLINGS		1/4"	1/4"	R-1/4-19	5/8"	GC35-4x4	
		3/8"	3/8"	R-3/8-19	3/4"	GC35-6x6	
		1/2"	1/2"	R-1/2-14	7/8"	GC35-8x8	
		3/4"	3/4"	R-3/4-14	1-1/8"	GC35-12x12	
		R. as part of thread size is ISO designation for tapered thread					
C GRIP CRIMP COUPLINGS	GRIP CRIMP		BSPP - British Standard Parallel 60° Seat -Male Pipe Solid			Part No.	
	Hose I.D.	BSPP Size	Thread Size	Hex Size			
D 3 SERIES THERMOPLASTIC		1/4"	1/4"	G-1/4-19	11/16"	GC36-4x4	
		3/8"	3/8"	G-3/8-19	3/4"	GC36-6x6	
		3/8"	1/2"	G-1/2-14	1"	GC36-6x8	
		1/2"	3/8"	G-3/8-19	7/8"	GC36-8x6	
		1/2"	1/2"	G-1/2-14	1"	GC36-8x8	
		3/4"	3/4"	G-3/4-14	1-1/8"	GC36-12x12	
		G. as part of thread size is ISO designation for parallel thread					
E QUICK COUPLERS	GRIP CRIMP		BSPP - British Standard Parallel 60° Cone -Female Swivel			Part No.	
	Hose I.D.	BSPP Size	Thread Size	Hex Size	Nut Hex		
F REUSABLES PUSH-ON ACCESS.		1/4"	1/4"	G-1/4-19	9/16"	3/4"	GC10-4x4
		1/4"	3/8"	G-3/8-19	3/4"	7/8"	GC10-4x6
		3/8"	3/8"	G-3/8-19	3/4"	7/8"	GC10-6x6
		3/8"	1/2"	G-1/2-14	3/4"	1"	GC10-6x8
		1/2"	1/2"	G-1/2-14	7/8"	1"	GC10-8x8
		5/8"	5/8"	G-5/8-14	15/16"	1-3/16"	GC10-10x10
		3/4"	3/4"	G-3/4-14	1-1/8"	1-1/4"	GC10-12x12
		1"	1"	G-1-11	1-3/8"	1-1/2"	GC10-16x16
		1-1/4"	1-1/4"	G-1-1/4-11	1-11/16"	1-7/8"	GC10-20x20
				G. as part of thread size is ISO designation for parallel thread			
G ADAPTERS	GRIP CRIMP		BSPP - British Standard Parallel 60° Cone - 45° Bend Female Swivel			Part No.	
	Hose I.D.	BSPP Size	Thread Size	A-Drop Inches	Nut Hex		
H FABRICATION EQUIPMENT		1/4"	1/4"	G-1/4-19	0.91	3/4"	GC43-4x4
		3/8"	3/8"	G-3/8-19	0.90	7/8"	GC43-6x6
		1/2"	1/2"	G-1/2-14	0.87	1"	GC43-8x8
		3/4"	3/4"	G-3/4-14	1.31	1-1/4"	GC43-12x12
		G. as part of thread size is ISO designation for parallel thread					
J THREAD ID TECHNICAL	GRIP CRIMP		BSPP - British Standard Parallel 60° Cone - 45° Bend Female Swivel			Part No.	
	Hose I.D.	BSPP Size	Thread Size	A-Drop Inches	Nut Hex		
WWW.COULAMATIC.COM		1/4"	1/4"	G-1/4-19	0.91	3/4"	GC43-4x4
		3/8"	3/8"	G-3/8-19	0.90	7/8"	GC43-6x6
		1/2"	1/2"	G-1/2-14	0.87	1"	GC43-8x8
		3/4"	3/4"	G-3/4-14	1.31	1-1/4"	GC43-12x12
		G. as part of thread size is ISO designation for parallel thread					

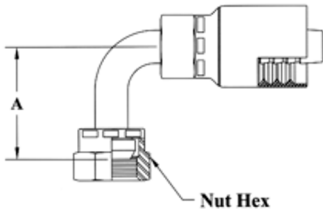
# GRIP CRIMP COUPLINGS

Bite to the Wire Hydraulic Hose ends for 100R1/1SN thin cover (57MB-1, 1SN), 100R2 thin cover (57MB-2, R2AT), 2SN (2SN), 2SK (2SK), HY-PLUS I (HPI), & III (HPIII), 100R16/2SC (R16), CS-Guard R16, Dura-Hyd R16 (DH16), Dura-Hyd EX R16 (DHEX16), Ultra R16 (Ultra R16), 100R17 (R17 & R17R), Dura-Hyd R17 (DH17 & WDH17), 100R19 (R19), 100R3 (R3), 100R4 (R4), & Jack hose (Male NPTF Solid Only) (JH). Grip Crimp couplings can be crimped in virtually all adjustable crimp machines. Some non-adjustable crimp equipment can produce crimp dimensions within CSI's recommended crimp specification. Trivalent Zinc Plating

## GRIP CRIMP

BSPB - British Standard Parallel  
60° Cone - 90° Bend Female Swivel

Hose I.D.	BSPB Size	Thread Size	A-Drop Inches	Nut Hex	Part No.
1/4"	1/4"	G-1/4-19	1.50	3/4"	GC46-4x4
3/8"	3/8"	G-3/8-19	1.60	7/8"	GC46-6x6
1/2"	1/2"	G-1/2-14	1.89	1"	GC46-8x8
5/8"	5/8"	G-5/8-14	1.83	1-3/16"	GC46-10x10
3/4"	3/4"	G-3/4-14	2.55	1-1/4"	GC46-12x12
1"	1"	G-1-11	2.98	1-1/2"	GC46-16x16

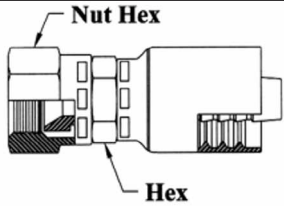


G. as part of thread size is ISO designation for parallel thread

## GRIP CRIMP

JIS 30° Flare Parallel Pipe - Female Swivel

Hose I.D.	Tube Size	Thread Size	Hex Size	Nut Hex	Part No.
1/4"	1/4"	G-1/4-19	5/8"	3/4"	GC40-4x4
3/8"	3/8"	G-3/8-19	11/16"	7/8"	GC40-6x6
1/2"	1/2"	G-1/2-14	7/8"	1-1/16"	GC40-8x8
3/4"	3/4"	G-3/4-14	1-1/8"	1-1/4"	GC40-12x12
1"	1"	G-1-11	1-3/8"	1-1/2"	GC40-16x16

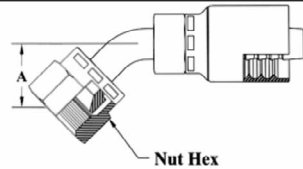


G. as part of thread size is ISO designation for parallel thread

## GRIP CRIMP

JIS 30° Flare Parallel Pipe  
45° Bend Female Swivel

Hose I.D.	BSPB Size	Thread Size	A-Drop Inches	Nut Hex	Part No.
1/4"	1/4"	G-1/4-19	0.92	3/4"	GC64-4x4
3/8"	3/8"	G-3/8-19	0.87	7/8"	GC64-6x6
1/2"	1/2"	G-1/2-14	1.03	1-1/16"	GC64-8x8

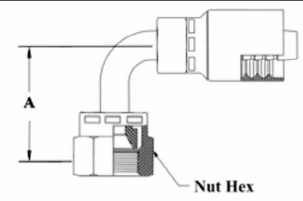


G. as part of thread size is ISO designation for parallel thread

## GRIP CRIMP

JIS 30° Flare Parallel Pipe  
90° Bend Female Swivel

Hose I.D.	BSPB Size	Thread Size	A-Drop Inches	Nut Hex	Part No.
1/4"	1/4"	G-1/4-19	1.42	3/4"	GC65-4x4
3/8"	3/8"	G-3/8-19	1.54	7/8"	GC65-6x6
1/2"	1/2"	G-1/2-14	1.75	1-1/16"	GC65-8x8

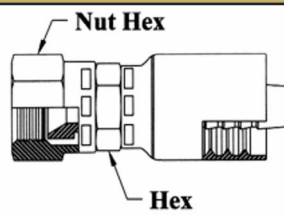


G. as part of thread size is ISO designation for parallel thread

## GRIP CRIMP

Komatsu 30° Flare - Female Swivel

Hose I.D.	Thread Size	Hex Size	Nut Hex	Part No.
1/4"	M14x1.5	5/8"	3/4"	GC39-4x14
3/8"	M18x1.5	11/16"	7/8"	GC39-6x18
1/2"	M22x1.5	7/8"	1"	GC39-8x22
5/8"	M24x1.5	1"	1-1/4"	GC39-10x24
3/4"	M30x1.5	1-1/8"	1-3/8"	GC39-12x30
1"	M33x1.5	1-3/8"	1-1/2"	GC39-16x33
1-1/4"	M36x1.5	1-11/16"	1-7/8"	GC39-20x36



A  
HOSE

B  
VAR-CRIMP  
COUPLINGS

C  
GRIP CRIMP  
COUPLINGS

D  
3 SERIES  
THERMOPLASTIC

E  
QUICK  
COUPLERS

F  
REUSABLES,  
PUSH-ON, ACCESS.

G  
ADAPTERS

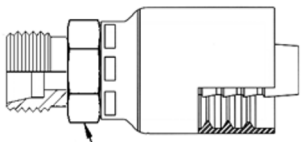
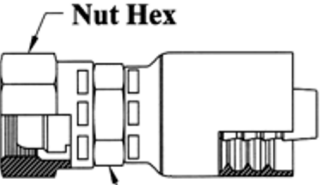
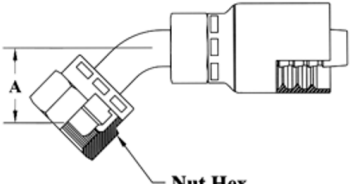
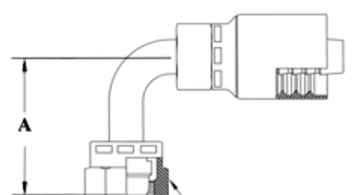
H  
FABRICATION  
EQUIPMENT

J  
THREAD ID  
TECHNICAL

WWW.  
COUPLAMATIC  
.COM

# GRIP CRIMP COUPLINGS

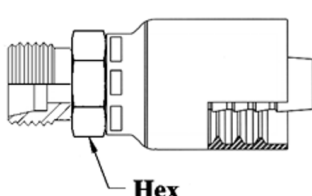
Bite to the Wire Hydraulic Hose ends for 100R1/1SN thin cover (57MB-1, 1SN), 100R2 thin cover (57MB-2, R2AT), 2SN (2SN), 2SK (2SK), HY-PLUS I (HPI), & III (HPIII), 100R16/2SC (R16), CS-Guard R16, Dura-Hyd R16 (DH16), Dura-Hyd EX R16 (DHEX16), Ultra R16 (Ultra R16), 100R17 (R17 & R17R), Dura-Hyd R17 (DH17 & WDH17), 100R19 (R19), 100R3 (R3), 100R4 (R4), & Jack hose (Male NPTF Solid Only) (JH). Grip Crimp couplings can be crimped in virtually all adjustable crimp machines. Some non-adjustable crimp equipment can produce crimp dimensions within CSI's recommended crimp specification. Trivalent Zinc Plating

A HOSE	GRIP CRIMP DIN Light 24° Seat - Male Solid						
	Hose I.D.	Thread Size	Tube OD	Hex Size	Part No.		
B VARIABLE CRIMP COUPLINGS		1/4"	M14x1.5	8mm	5/8"	GC66-4x8	
		3/8"	M16x1.5	10mm	3/4"	GC66-6x10	
		3/8"	M18x1.5	12mm	3/4"	GC66-6x12	
		1/2"	M22x1.5	15mm	7/8"	GC66-8x15	
		5/8"	M26x1.5	18mm	1-1/16"	GC66-10x18	
		3/4"	M30x2.0	22mm	1-1/4"	GC66-12x22	
C GRIP CRIMP COUPLINGS							
D 3 SERIES THERMOPLASTIC	GRIP CRIMP DIN Light Universal Seat - Female Swivel						
	Hose I.D.	Tube Size	Thread Size	Hex Size	Nut Hex	Part No.	
E QUICK COUPLERS		1/4"	6mm	M12x1.5	5/8"	11/16"	GC37-4x6
		1/4"	8mm	M14x1.5	5/8"	11/16"	GC37-4x8
		1/4"	10mm	M16x1.5	5/8"	3/4"	GC37-4x10
		3/8"	10mm	M16x1.5	11/16"	3/4"	GC37-6x10
		3/8"	12mm	M18x1.5	11/16"	7/8"	GC37-6x12
		1/2"	15mm	M22x1.5	7/8"	1-1/16"	GC37-8x15
		5/8"	18mm	M26x1.5	15/16"	1-1/4"	GC37-10x18
		3/4"	22mm	M30x2.0	1-1/8"	1-1/2"	GC37-12x22
		1"	28mm	M36x2.0	1-3/8"	1-7/8"	GC37-16x28
		F REUSABLES PUSHON ACCESS	GRIP CRIMP DIN Light Universal Seat - Female Swivel 45° Bend				
G ADAPTERS	Hose I.D.	Tube Size	Thread Size	A-Drop Inches	Nut Hex	Part No.	
		1/4"	8mm	M14x1.5	0.97	11/16"	GC41-4x8
1/4"		10mm	M16x1.5	0.96	3/4"	GC41-4x10	
3/8"		10mm	M16x1.5	0.96	3/4"	GC41-6x10	
3/8"		12mm	M18x1.5	1.00	7/8"	GC41-6x12	
1/2"		15mm	M22x1.5	1.18	1-1/16"	GC41-8x15	
5/8"		18mm	M26x1.5	1.25	1-1/4"	GC41-10x18	
3/4"	22mm	M30x2.0	1.41	1-1/2"	GC41-12x22		
H FABRICATION EQUIPMENT	GRIP CRIMP DIN Light Universal Seat - Female Swivel 90° Bend						
J THREAD ID TECHNICAL	Hose I.D.	Tube Size	Thread Size	A-Drop Inches	Nut Hex	Part No.	
		1/4"	8mm	M14x1.5	1.48	11/16"	GC44-4x8
1/4"		10mm	M16x1.5	1.65	3/4"	GC44-4x10	
3/8"		10mm	M16x1.5	1.65	3/4"	GC44-6x10	
3/8"		12mm	M18x1.5	1.65	7/8"	GC44-6x12	
1/2"		15mm	M22x1.5	1.93	1-1/16"	GC44-8x15	
5/8"		18mm	M26x1.5	2.31	1-1/4"	GC44-10x18	
3/4"	22mm	M30x2.0	2.59	1-1/2"	GC44-12x22		
WWW.COUPLAMATIC.COM							

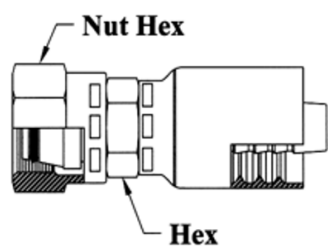
# GRIP CRIMP COUPLINGS

Bite to the Wire Hydraulic Hose ends for 100R1/1SN thin cover (57MB-1, 1SN), 100R2 thin cover (57MB-2, R2AT), 2SN (2SN), 2SK (2SK), HY-PLUS I (HPI), & III (HPIII), 100R16/2SC (R16), CS-Guard R16, Dura-Hyd R16 (DH16), Dura-Hyd EX R16 (DHEX16), Ultra R16 (Ultra R16), 100R17 (R17 & R17R), Dura-Hyd R17 (DH17 & WDH17), 100R19 (R19), 100R3 (R3), 100R4 (R4), & Jack hose (Male NPTF Solid Only) (JH). Grip Crimp couplings can be crimped in virtually all adjustable crimp machines. Some non-adjustable crimp equipment can produce crimp dimensions within CSI's recommended crimp specification. Trivalent Zinc Plating

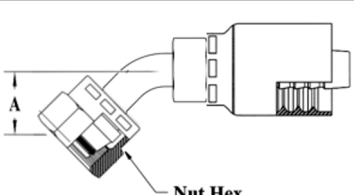
## GRIP CRIMP DIN Heavy 24° Seat - Male Solid

		Hose I.D.	Thread Size	Tube Size	Hex Size	Part No.
	1/4"	M16x1.5	8mm	5/8"	GC67-4x8	
	1/4"	M18x1.5	10mm	11/16"	GC67-4x10	
	3/8"	M18x1.5	10mm	3/4"	GC67-6x10	
	3/8"	M20x1.5	12mm	13/16"	GC67-6x12	
	3/8"	M22x1.5	14mm	7/8"	GC67-6x14	
	1/2"	M24x1.5	16mm	7/8"	GC67-8x16	
	5/8"	M30x2.0	20mm	1-1/4"	GC67-10x20	

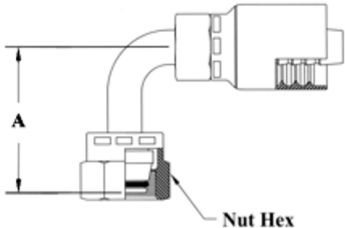
## GRIP CRIMP DIN Heavy 24° Seat - Female Swivel

		Hose I.D.	Tube Size	Thread Size	Hex Size	Nut Hex	Part No.
	1/4"	6mm	M14x1.5	5/8"	11/16"	GC38-4x6	
	1/4"	8mm	M16x1.5	5/8"	3/4"	GC38-4x8	
	1/4"	10mm	M18x1.5	5/8"	7/8"	GC38-4x10	
	3/8"	10mm	M18x1.5	3/4"	7/8"	GC38-6x10	
	3/8"	12mm	M20x1.5	3/4"	1"	GC38-6x12	
	3/8"	14mm	M22x1.5	3/4"	1-1/16"	GC38-6x14	
	1/2"	16mm	M24x1.5	7/8"	1-1/8"	GC38-8x16	
	5/8"	20mm	M30x2.0	1-1/8"	1-1/2"	GC38-10x20	
	3/4"	20mm	M30x2.0	1-1/8"	1-1/2"	GC38-12x20	
	3/4"	25mm	M36x2.0	1-3/8"	1-7/8"	GC38-12x25	
	1"	30mm	M42x2.0	1-11/16"	2"	GC38-16x30	

## GRIP CRIMP DIN Heavy 24° Seat - Female Swivel 45° Bend

		Hose I.D.	Tube Size	Thread Size	A-Drop Inches	Nut Hex	Part No.
	1/4"	10mm	M18x1.5	0.96	7/8"	GC42-4x10	
	3/8"	12mm	M20x1.5	1.13	1"	GC42-6x12	
	1/2"	16mm	M24x1.5	1.25	1-1/8"	GC42-8x16	
	5/8"	20mm	M30x2.0	1.50	1-1/2"	GC42-10x20	

## GRIP CRIMP DIN Heavy 24° Seat - Female Swivel 90° Bend

		Hose I.D.	Tube Size	Thread Size	A-Drop Inches	Nut Hex	Part No.
	1/4"	10mm	M18x1.5	1.50	7/8"	GC45-4x10	
	3/8"	12mm	M20x1.5	1.95	1"	GC45-6x12	
	3/8"	14mm	M22x1.5	2.07	1-1/16"	GC45-6x14	
	1/2"	16mm	M24x1.5	2.05	1-1/8"	GC45-8x16	
	5/8"	20mm	M30x2.0	2.38	1-1/2"	GC45-10x20	

Visit [www.couplamatic.com](http://www.couplamatic.com) or call your sales representative to get the most current crimp charts.

A  
HOSE

B  
VAR-CRIMP  
COUPLINGS

C  
GRIP CRIMP  
COUPLINGS

D  
3 SERIES  
THERMOPLASTIC

E  
QUICK  
COUPLERS

F  
REUSABLES,  
PUSHON, ACCESS.

G  
ADAPTERS

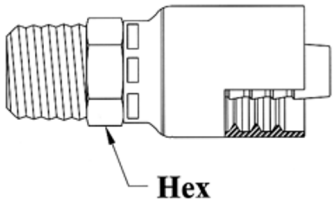
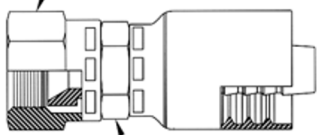
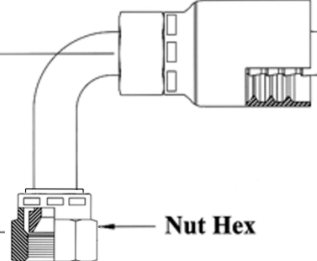
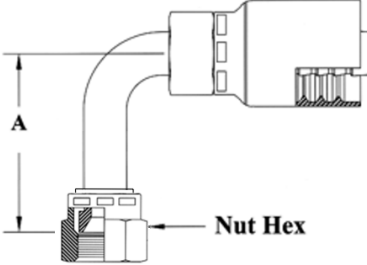
H  
FABRICATION  
EQUIPMENT

J  
THREAD ID  
TECHNICAL

WWW.  
COUPLAMATIC  
.COM

# GRIP CRIMP COUPLINGS - 316 STAINLESS

Bite to the Wire Hydraulic Hose ends for 100R1/1SN thin cover (57MB-1, 1SN), 100R2 thin cover (57MB-2, R2AT), 2SN (2SN), 2SK (2SK), HY-PLUS I (HPI), & III (HPIII), 100R16/2SC (R16), CS-Guard R16, Dura-Hyd R16 (DH16), Dura-Hyd EX R16 (DHEX16), Ultra R16 (Ultra R16), 100R17 (R17 & R17R), Dura-Hyd R17 (DH17 & WDH17), 100R19 (R19), 100R3 (R3), 100R4 (R4), & Jack hose (Male NPTF Solid Only) (JH). Grip Crimp couplings can be crimped in virtually all adjustable crimp machines. Some non-adjustable crimp equipment can produce crimp dimensions within CSI's recommended crimp specification. **316 STAINLESS STEEL CONSTRUCTION**

HOSE A	GRIP CRIMP		NPTF - Male Solid			316 SS		
	Hose I.D.	Pipe Size	Thread Size	Hex Size	Part No.			
VARIABLE CRIMP COUPLINGS B	 <p>Hex</p>	1/4"	1/4"	1/4-18	9/16"	SSGC01-4x4		
		3/8"	3/8"	3/8-18	3/4"	SSGC01-6x6		
		1/2"	1/2"	1/2-14	7/8"	SSGC01-8x8		
		3/4"	3/4"	3/4-14	1-1/8"	SSGC01-12x12		
		1"	1"	1-11 1/2	1-3/8"	SSGC01-16x16		
GRIP CRIMP COUPLINGS C	GRIP CRIMP		JIC 37° - Female Swivel			316 SS		
3 SERIES THERMOPLASTIC D	 <p>Nut Hex</p> <p>Hex</p>	Hose I.D.	Thread Size	Tube OD	Hex Size	Nut Hex	Part No.	
		1/4"	7/16x20	1/4"	9/16"	9/16"	SSGC09-4x4	
		3/8"	9/16x18	3/8"	11/16"	11/16"	SSGC09-6x6	
		1/2"	3/4x16	1/2"	7/8"	7/8"	SSGC09-8x8	
		3/4"	1-1/16x12	3/4"	1-1/8"	1-1/4"	SSGC09-12x12	
		1"	1-5/16x12	1"	1-3/8"	1-1/2"	SSGC09-16x16	
QUICK COUPLERS E	GRIP CRIMP		JIC 37° - 90° Female Swivel			316 SS		
REUSABLES PUSHON ACCESS F	 <p>Nut Hex</p>	Hose I.D.	Thread Size	Tube OD	A-Drop Inches	Nut Hex	Part No.	
		1/4"	7/16x20	1/4"	1.05	9/16"	SSGC26-4x4	
		3/8"	9/16x18	3/8"	1.15	11/16"	SSGC26-6x6	
		1/2"	3/4x16	1/2"	1.40	7/8"	SSGC26-8x8	
ADAPTERS G	 <p>Nut Hex</p> <p>A</p>	1/4"	7/16x20	1/4"	1.05	9/16"	SSGC26-4x4	
FABRICATION EQUIPMENT H		3/8"	9/16x18	3/8"	1.15	11/16"	SSGC26-6x6	
		1/2"	3/4x16	1/2"	1.40	7/8"	SSGC26-8x8	
THREAD ID TECHNICAL J								
WWW.COUPLAMATIC.COM								



# GRIP CRIMP COUPLINGS - 316 STAINLESS

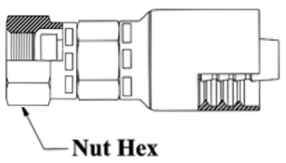
Bite to the Wire Hydraulic Hose ends for 100R1/1SN thin cover (57MB-1, 1SN), 100R2 thin cover (57MB-2, R2AT), 2SN (2SN), 2SK (2SK), HY-PLUS I (HPI), & III (HPIII), 100R16/2SC (R16), CS-Guard R16, Dura-Hyd R16 (DH16), Dura-Hyd EX R16 (DHEX16), Ultra R16 (Ultra R16), 100R17 (R17 & R17R), Dura-Hyd R17 (DH17 & WDH17), 100R19 (R19), 100R3 (R3), 100R4 (R4), & Jack hose (Male NPTF Solid Only) (JH). Grip Crimp couplings can be crimped in virtually all adjustable crimp machines. Some non-adjustable crimp equipment can produce crimp dimensions within CSI's recommended crimp specification.

**316 STAINLESS STEEL CONSTRUCTION**

## GRIP CRIMP

O-Ring Face Seal (ORF) -  
Female Swivel Short Rise

**316 SS**

	Hose I.D.	Thread Size	Tube OD	Nut Hex	Part No.
	1/4"	9/16x18	1/4"	11/16"	SSGC75-4x4
	3/8"	11/16x16	3/8"	13/16"	SSGC75-6x6
	1/2"	13/16x16	1/2"	15/16"	SSGC75-8x8
	3/4"	1-3/16x12	3/4"	1-3/8"	SSGC75-12x12
	1"	1-7/16x12	1"	1-5/8"	SSGC75-16x16

**A**  
HOSE

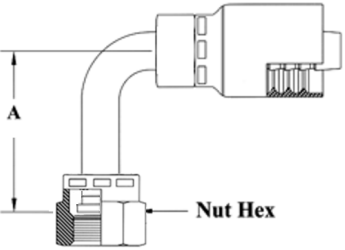
**B**  
VAR-CRIMP  
COUPLINGS

**C**  
GRIP CRIMP  
COUPLINGS

## GRIP CRIMP

O-Ring Face Seal (ORF) -  
90° Female Swivel

**316 SS**

	Hose I.D.	Thread Size	Tube OD	A-Drop Inches	Nut Hex	Part No.
	1/4"	9/16x18	1/4"	1.05	11/16"	SSGC32-4x4
	3/8"	11/16x16	3/8"	1.15	13/16"	SSGC32-6x6
	1/2"	13/16x16	1/2"	1.40	15/16"	SSGC32-8x8

**D**  
3 SERIES  
THERMOPLASTIC

**E**  
QUICK  
COUPLERS

**Other thread configurations and sizes available special order.  
Call your Couplamatic Systems sales representative for more details.**

**Visit [www.couplamatic.com](http://www.couplamatic.com) or call your sales representative  
to get the most current crimp charts.**

**F**  
REUSABLES,  
PUSHON, ACCESS.

**G**  
ADAPTERS

**H**  
FABRICATION  
EQUIPMENT

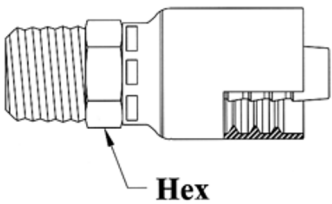
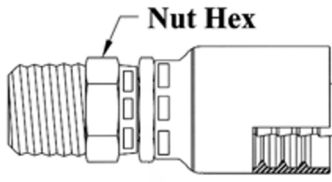
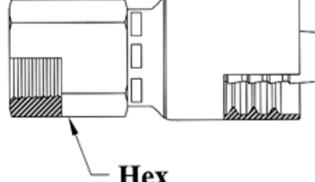
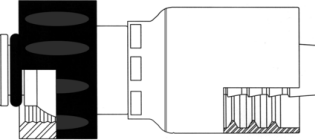
**J**  
THREAD ID  
TECHNICAL

**WWW.  
COUPLAMATIC  
.COM**

# GRIP CRIMP PRESSURE WASH COUPLINGS

Bite to the Wire Hose ends for 1/4" thru 3/8" pressure wash hose. Grip-Crimp pressure wash couplings can be crimped in virtually all adjustable crimp machines. Some non-adjustable crimp equipment can produce crimp dimensions within CSI's recommended crimp specification.

50 piece minimum purchase. Pressure wash grips on page F7 Pressure wash quick couplers on page E10  
Trivalent Zinc Plating

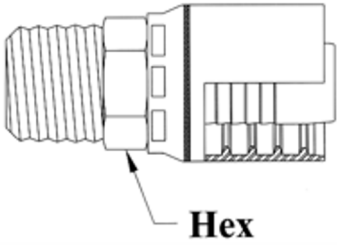
A HOSE	PRESSURE WASH		NPTF - Male Solid			Part No.
	Hose I.D.	Pipe Size	Thread Size	Hex Size	Part No.	
B VAR-CRIMP COUPLINGS	1/4"	1/4"	1/4-18	5/8"	GC01-4x4	
	1/4"	3/8"	3/8-18	3/4"	GC01-4x6	
	3/8"	3/8"	3/8-18	11/16"	PW01-6x6	
						
C GRIP CRIMP COUPLINGS	PRESSURE WASH		NPTF - Male Swivel			Part No.
	Hose I.D.	Pipe Size	Thread Size	Nut Hex	Part No.	
D 3 SERIES THERMOPLASTIC	1/4"	1/4"	1/4-18	5/8"	GC04-4x4	
	1/4"	3/8"	3/8-18	3/4"	GC04-4x6	
	3/8"	3/8"	3/8-18	3/4"	PW04-6x6	
 <p>Swivel for installation purposes only. Leakage may occur at low pressure.</p>						
E QUICK COUPLERS	PRESSURE WASH		NPTF - Female Solid			Part No.
	Hose I.D.	Pipe Size	Thread Size	Hex Size	Part No.	
F REUSABLE PUSHON ACCESS.	1/4"	1/4"	1/4-18	3/4"	GC02-4x4	
	3/8"	3/8"	3/8-18	7/8"	PW02-6x6	
						
G ADAPTERS	PRESSURE WASH		M22x1.5 - Female Swivel			Part No.
	Hose I.D.	Thread Size	Thread Size	Part No.	Part No.	
H FABRICATION EQUIPMENT	1/4"	M22x1.5	M22x1.5	PWM22-4x6		
	3/8"	M22x1.5	M22x1.5	PWM22-6x6		
						
J THREAD ID TECHNICAL						
WWW.COUPLAMATIC.COM	<p>Visit <a href="http://www.couplamatic.com">www.couplamatic.com</a> or call your sales representative to get the most current crimp charts.</p>					

# GRIP CRIMP 4GC SERIES 100R12 NO-SKIVE COUPLINGS

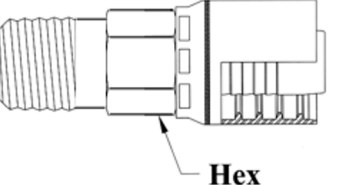
Bite to the Wire Hose Ends for 100R12 Four Spiral (SP580, R12, and DHEXR12), CS-Flex 4 (1/2" to 1-1/2"), CS-Flex 5 (1/2" to 1-1/4"), and CS-Flex 6 (1/2" to 1"). **NO SKIVE REQUIRED.** The 4GC Series Four Spiral Coupling is compatible with some fixed and virtually all adjustable spiral crimp machines on the market. Check crimp O.D. carefully.

Trivalent Zinc Plating

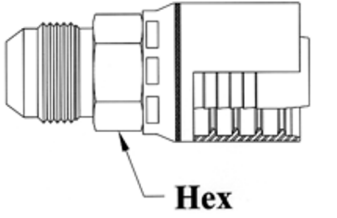
## 4GC SERIES NPTF - MALE SOLID

		Hose I.D.	Pipe Size	Thread Size	Hex Size	Part No.
 <p>Hex</p>	1/2"	1/2"	1/2-14	7/8"	4GC01-8x8	
	1/2"	3/4"	3/4-14	1-1/8"	4GC01-8x12	
	3/4"	3/4"	3/4-14	1-1/8"	4GC01-12x12	
	3/4"	1"	1-11 1/2	1-3/8"	4GC01-12x16	
	1"	3/4"	3/4-14	1-3/8"	4GC01-16x12	
	1"	1"	1-11 1/2	1-3/8"	4GC01-16x16	
	1-1/4"	1-1/4"	1 1/4-11 1/2	1-11/16"	4GC01-20x20	
	1-1/2"	1-1/2"	1 1/2-11 1/2	2"	4GC01-24x24	
	2"	2"	2-11 1/2	2-1/2"	4GC01-32x32	

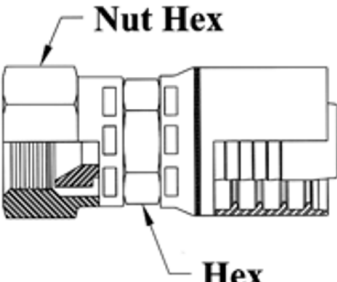
## 4GC SERIES NPTF (API Thread) - Male Solid

		Hose I.D.	Pipe Size	Thread Size	Hex Size	Part No.
 <p>Hex</p>	2"	2"	2-11 1/2	2-1/2"	4GCAP-32x32	

## 4GC SERIES JIC 37° - Male Solid

		Hose I.D.	Pipe Size	Thread Size	Hex Size	Part No.
 <p>Hex</p>	1/2"	1/2"	3/4x16	7/8"	4GC08-8x8	
	1/2"	5/8"	7/8x14	7/8"	4GC08-8x10	
	3/4"	3/4"	1-1/16x12	1-1/8"	4GC08-12x12	
	3/4"	7/8"	1-3/16x12	1-3/8"	4GC08-12x14	
	3/4"	1"	1-5/16x12	1-3/8"	4GC08-12x16	
	1"	1"	1-5/16x12	1-3/8"	4GC08-16x16	
	1-1/4"	1-1/4"	1-5/8x12	1-11/16"	4GC08-20x20	

## 4GC SERIES JIC 37° - Female Swivel

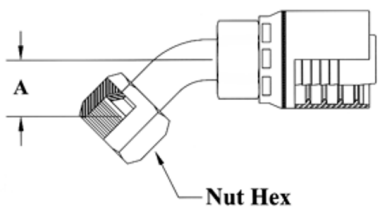
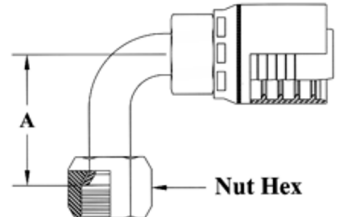
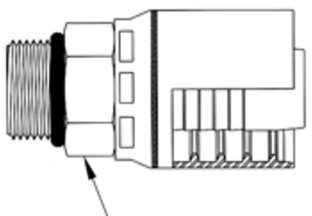
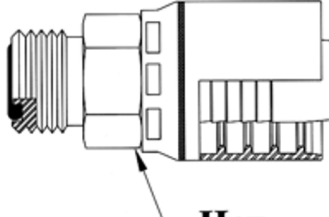
		Hose I.D.	Tube Size	Thread Size	Hex Size	Nut Hex	Part No.
 <p>Nut Hex</p> <p>Hex</p>	1/2"	1/2"	3/4x16	7/8"	7/8"	4GC09-8x8	
	1/2"	5/8"	7/8x14	7/8"	1"	4GC09-8x10	
	1/2"	3/4"	1-1/16x12	1-1/8"	1-1/4"	4GC09-8x12	
	3/4"	3/4"	1-1/16x12	1-1/8"	1-1/4"	4GC09-12x12	
	3/4"	7/8"	1-3/16x12	1-1/4"	1-1/2"	4GC09-12x14	
	3/4"	1"	1-5/16x12	1-3/8"	1-1/2"	4GC09-12x16	
	1"	3/4"	1-1/16x12	1-3/8"	1-1/4"	4GC09-16x12	
	1"	1"	1-5/16x12	1-3/8"	1-1/2"	4GC09-16x16	
	1"	1-1/4"	1-5/8x12	1-11/16"	2"	4GC09-16x20	
	1-1/4"	1-1/4"	1-5/8x12	1-11/16"	2"	4GC09-20x20	
	1-1/4"	1-1/2"	1-7/8x12	1-7/8"	2-1/4"	4GC09-20x24	
	1-1/2"	1-1/2"	1-7/8x12	2"	2-1/4"	4GC09-24x24	
	2"	2"	2-1/2x12	2-1/2"	2-7/8"	4GC09-32x32	

A	HOSE
B	VARIABLE CRIMP COUPLINGS
C	GRIP CRIMP COUPLINGS
D	3 SERIES THERMOPLASTIC
E	QUICK COUPLERS
F	REUSABLES, PUSHON, ACCESS.
G	ADAPTERS
H	FABRICATION EQUIPMENT
J	THREAD ID TECHNICAL
WWW.	COUPLAMATIC.COM

# GRIP CRIMP 4GC SERIES 100R12 NO-SKIVE COUPLINGS

Bite to the Wire Hose Ends for 100R12 Four Spiral (SP580, R12, and DHEXR12), CS-Flex 4 (1/2" to 1-1/2"), CS-Flex 5 (1/2" to 1-1/4"), and CS-Flex 6 (1/2" to 1"). **NO SKIVE REQUIRED.** The 4GC Series Four Spiral Coupling is compatible with some fixed and virtually all adjustable spiral crimp machines on the market. Check crimp O.D. carefully.

Trivalent Zinc Plating

		4GC SERIES		JIC 37° - 45° Female Swivel				
A HOSE	B VAR-CRIMP COUPLINGS	Hose I.D.	Tube Size	Thread Size	A-Drop Inches	Nut Hex	Part No.	
		1/2"	1/2"	3/4x16	0.71	7/8"	4GC25-8x8	
		1/2"	5/8"	7/8x14	0.84	1"	4GC25-8x10	
		3/4"	3/4"	1-1/16x12	1.12	1-1/4"	4GC25-12x12	
		3/4"	1"	1-5/16x12	1.15	1-1/2"	4GC25-12x16	
		1"	1"	1-5/16x12	1.15	1-1/2"	4GC25-16x16	
		1-1/4"	1-1/4"	1-5/8x12	1.69	2"	4GC25-20x20	
		1-1/2"	1-1/2"	1-7/8x12	1.70	2-1/4"	4GC25-24x24	
		4GC SERIES		JIC 37° - 90° Female Swivel				
D 3 SERIES THERMOPLASTIC	E QUICK COUPLERS	Hose I.D.	Tube Size	Thread Size	A-Drop Inches	Nut Hex	Part No.	
		1/2"	1/2"	3/4x16	1.15	7/8"	4GC26-8x8	
		1/2"	5/8"	7/8x14	1.23	1"	4GC26-8x10	
		3/4"	3/4"	1-1/16x12	1.88	1-1/4"	4GC26-12x12	
		3/4"	1"	1-5/16x12	2.20	1-1/2"	4GC26-12x16	
		1"	1"	1-5/16x12	2.20	1-1/2"	4GC26-16x16	
		1-1/4"	1-1/4"	1-5/8x12	3.31	2"	4GC26-20x20	
		1-1/2"	1-1/2"	1-7/8x12	3.95	2-1/4"	4GC26-24x24	
	2"	2"	2-1/2x12	4.64	2-7/8"	4GC26-32x32		
		4GC SERIES		ORB - Male Solid				
F REUSABLES PUSHON ACCESS.	G ADAPTERS	Hose I.D.	Thread Size	Tube Size	Hex Size	Part No.		
		3/4"	3/4"	1-1/16x12	1-1/8"	4GC11-12x12		
		1"	1"	1-5/16x12	1-1/2"	4GC11-16x16		
		4GC SERIES		O-Ring Face Seal (ORF) - Male Solid				
H FABRICATION EQUIPMENT	J THREAD ID TECHNICAL	Hose I.D.	Thread Size	Tube Size	Hex Size	Part No.		
		1/2"	1/2"	13/16x16	7/8"	4GC29-8x8		
		3/4"	3/4"	1-3/16x12	1-1/4"	4GC29-12x12		
		1"	1"	1-7/16x12	1-1/2"	4GC29-16x16		
	WWW. COUPLAMATIC .COM	Couplings are capped with O-ring included.						

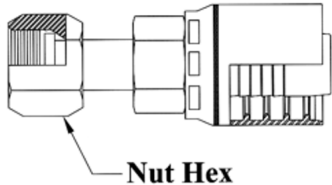
# GRIP CRIMP 4GC SERIES 100R12 NO-SKIVE COUPLINGS

Bite to the Wire Hose Ends for 100R12 Four Spiral (SP580, R12, and DHEXR12), CS-Flex 4 (1/2" to 1-1/2"), CS-Flex 5 (1/2" to 1-1/4"), and CS-Flex 6 (1/2" to 1"). **NO SKIVE REQUIRED.** The 4GC Series Four Spiral Coupling is compatible with some fixed and virtually all adjustable spiral crimp machines on the market. Check crimp O.D. carefully.

Trivalent Zinc Plating

## 4GC SERIES

### O-Ring Face Seal (ORF) - Female Swivel

		Hose I.D.	Tube Size	Thread Size	Nut Hex	Part No.
 <p>Nut Hex</p>	1/2"	1/2"	13/16x16	15/16"	4GC30-8x8	
	1/2"	5/8"	1x14	1-1/8"	4GC30-8x10	
	3/4"	5/8"	1x14	1-1/8"	4GC30-12x10	
	3/4"	3/4"	1-3/16x12	1-3/8"	4GC30-12x12	
	3/4"	1"	1-7/16x12	1-5/8"	4GC30-12x16	
	1"	1"	1-7/16x12	1-5/8"	4GC30-16x16	
	1"	1-1/4"	1-11/16x12	1-7/8"	4GC30-16x20	
	1-1/4"	1-1/4"	1-11/16x12	1-7/8"	4GC30-20x20	

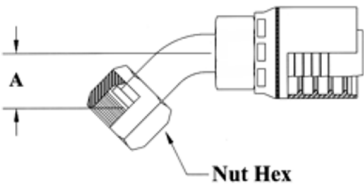
HOSE  
**A**

VAR-CRIMP  
COUPLINGS  
**B**

GRIP CRIMP  
COUPLINGS  
**C**

## 4GC SERIES

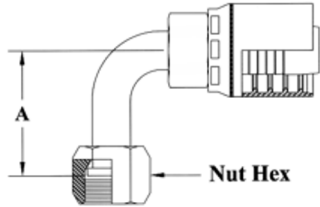
### O-Ring Face Seal (ORF) - 45° Female Swivel

		Hose I.D.	Tube Size	Thread Size	A-Drop Inches	Nut Hex	Part No.
 <p>Nut Hex</p>	1/2"	1/2"	13/16x16	0.59	15/16"	4GC31-8x8	
	1/2"	5/8"	1x14	0.68	1-1/8"	4GC31-8x10	
	3/4"	3/4"	1-3/16x12	0.84	1-3/8"	4GC31-12x12	
	3/4"	1"	1-7/16x12	1.14	1-5/8"	4GC31-12x16	
	1"	1"	1-7/16x12	1.14	1-5/8"	4GC31-16x16	
	1"	1-1/4"	1-11/16x12	1.10	1-7/8"	4GC31-16x20	
	1-1/4"	1-1/4"	1-11/16x12	1.07	1-7/8"	4GC31-20x20	

3 SERIES  
THERMOPLASTIC  
**D**

## 4GC SERIES

### O-Ring Face Seal (ORF) - 90° Female Swivel

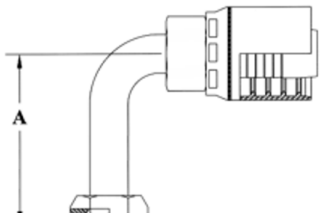
		Hose I.D.	Tube Size	Thread Size	A-Drop Inches	Nut Hex	Part No.
 <p>Nut Hex</p>	1/2"	1/2"	13/16x16	1.15	15/16"	4GC32-8x8	
	1/2"	5/8"	1x14	1.27	1-1/8"	4GC32-8x10	
	3/4"	5/8"	1x14	1.27	1-1/8"	4GC32-12x10	
	3/4"	3/4"	1-3/16x12	1.88	1-3/8"	4GC32-12x12	
	3/4"	1"	1-7/16x12	2.20	1-5/8"	4GC32-12x16	
	1"	1"	1-7/16x12	2.20	1-5/8"	4GC32-16x16	
	1"	1-1/4"	1-11/16x12	2.52	1-7/8"	4GC32-16x20	
	1-1/4"	1-1/4"	1-11/16x12	2.51	1-7/8"	4GC32-20x20	

QUICK  
COUPLERS  
**E**

REUSABLES,  
PUSH-ON ACCESS.  
**F**

## 4GC SERIES

### O-Ring Face Seal (ORF) - 90° Female Swivel Long Drop

		Hose I.D.	Tube Size	Thread Size	A-Drop Inches	Nut Hex	Part No.
 <p>Nut Hex</p>	1/2"	1/2"	13/16x16	2.51	15/16"	4GC33-8x8	
	3/4"	3/4"	1-3/16x12	3.78	1-3/8"	4GC33-12x12	
	1"	1"	1-7/16x12	4.50	1-5/8"	4GC33-16x16	

ADAPTERS  
**G**

FABRICATION  
EQUIPMENT  
**H**

THREAD ID  
TECHNICAL  
**J**

WWW.  
COUPLAMATIC  
.COM

# GRIP CRIMP 4GC SERIES 100R12 NO-SKIVE COUPLINGS

Bite to the Wire Hose Ends for 100R12 Four Spiral (SP580, R12, and DHEXR12), CS-Flex 4 (1/2" to 1-1/2"), CS-Flex 5 (1/2" to 1-1/4"), and CS-Flex 6 (1/2" to 1"). **NO SKIVE REQUIRED.** The 4GC Series Four Spiral Coupling is compatible with some fixed and virtually all adjustable spiral crimp machines on the market. Check crimp O.D. carefully.

Trivalent Zinc Plating

		4GC SERIES		O-Ring For O-Ring Face Seal (ORF)			
A HOSE		Thread Size	Tube OD	Part No.			
		13/16x16	1/2"	4629x8			
		1x14	5/8"	4629x10			
		1-3/16x12	3/4"	4629x12			
		1-7/16x12	1"	4629x16			
		1-11/16x12	1-1/4"	4629x20			
B VAR-CRIMP COUPLINGS							
C GRIP CRIMP COUPLINGS		4GC SERIES		BSPP - British Standard Parallel 60° Cone - Female Swivel			
D 3 SERIES THERMOPLASTIC		Hose I.D.	BSPP Size	Thread Size	Hex Size	Nut Hex	Part No.
		1/2"	1/2"	G-1/2-14	7/8"	1"	4GC10-8x8
		3/4"	3/4"	G-3/4-14	1-1/8"	1-1/4"	4GC10-12x12
		1"	1"	G-1-11	1-3/8"	1-1/2"	4GC10-16x16
E QUICK COUPLERS				G. as part of thread size is ISO designation for parallel thread			
F REUSABLES PUSH-ON ACCESS.		4GC SERIES		DIN Heavy 24° Seat - Female Swivel			
G ADAPTERS		Hose I.D.	Tube Size	Thread Size	Hex Size	Nut Hex	Part No.
		1/2"	16mm	M24x1.5	7/8"	1-1/8"	4GC38-8x16
		3/4"	25mm	M36x2.0	1-3/8"	1-7/8"	4GC38-12x25
	1"	30mm	M42x2.0	1-11/16"	2"	4GC38-16x30	
H FABRICATION EQUIPMENT	4GC SERIES		Code 61 Split Flange - Straight				
J THREAD ID TECHNICAL		Hose I.D.	Flange Size	A-Dia Inches	Part No.		
		1/2"	1/2"	1.19	4GC47-8x8		
		1/2"	3/4"	1.50	4GC47-8x12		
		3/4"	3/4"	1.50	4GC47-12x12		
		3/4"	1"	1.75	4GC47-12x16		
		1"	1"	1.75	4GC47-16x16		
		1"	1-1/4"	2.00	4GC47-16x20		
		1-1/4"	1-1/4"	2.00	4GC47-20x20		
		1-1/4"	1-1/2"	2.38	4GC47-20x24		
		1-1/2"	1-1/2"	2.38	4GC47-24x24		
2"	2"	2.81	4GC47-32x32				
WWW.COUPLAMATIC.COM							

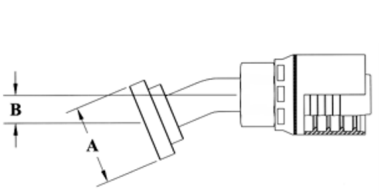
# GRIP CRIMP 4GC SERIES 100R12 NO-SKIVE COUPLINGS

Bite to the Wire Hose Ends for 100R12 Four Spiral (SP580, R12, and DHEXR12), CS-Flex 4 (1/2" to 1-1/2"), CS-Flex 5 (1/2" to 1-1/4"), and CS-Flex 6 (1/2" to 1"). **NO SKIVE REQUIRED.** The 4GC Series Four Spiral Coupling is compatible with some fixed and virtually all adjustable spiral crimp machines on the market. Check crimp O.D. carefully.

Trivalent Zinc Plating

## 4GC SERIES

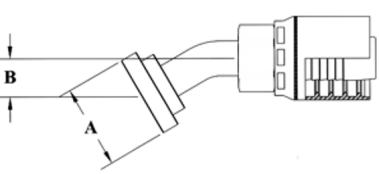
Code 61 Split Flange - 22 1/2° Bend

		Hose I.D.	Flange Size	A-Dia Inches	B-Drop Inches	Part No.
	3/4"	3/4"	1.50	0.44	4GC48-12x12	
	3/4"	1"	1.75	0.44	4GC48-12x16	
	1"	1"	1.75	0.45	4GC48-16x16	
	1"	1-1/4"	2.00	0.45	4GC48-16x20	
	1-1/4"	1-1/4"	2.00	0.50	4GC48-20x20	

A HOSE  
B VARI-CRIMP COUPLINGS  
C GRIP CRIMP COUPLINGS

## 4GC SERIES

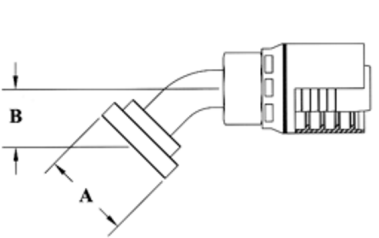
Code 61 Split Flange - 30° Bend

		Hose I.D.	Flange Size	A-Dia Inches	B-Drop Inches	Part No.
	3/4"	3/4"	1.50	0.59	4GC49-12x12	
	1"	1"	1.75	0.64	4GC49-16x16	
	1-1/4"	1-1/4"	2.00	0.72	4GC49-20x20	

D 3 SERIES THERMOPLASTIC  
E QUICK COUPLERS

## 4GC SERIES

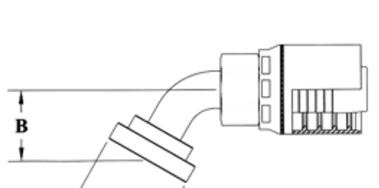
Code 61 Split Flange - 45° Bend

		Hose I.D.	Flange Size	A-Dia Inches	B-Drop Inches	Part No.
	1/2"	1/2"	1.19	0.78	4GC50-8x8	
	1/2"	3/4"	1.50	0.82	4GC50-8x12	
	3/4"	3/4"	1.50	1.00	4GC50-12x12	
	3/4"	1"	1.75	1.00	4GC50-12x16	
	1"	1"	1.75	1.12	4GC50-16x16	
	1"	1-1/4"	2.00	1.12	4GC50-16x20	
	1-1/4"	1-1/4"	2.00	1.15	4GC50-20x20	
	1-1/4"	1-1/2"	2.38	1.50	4GC50-20x24	
	1-1/2"	1-1/2"	2.38	1.41	4GC50-24x24	
	2"	2"	2.81	2.08	4GC50-32x32	

F REUSABLES, PUSHON, ACCESS.  
G ADAPTERS

## 4GC SERIES

Code 61 Split Flange - 60° Bend

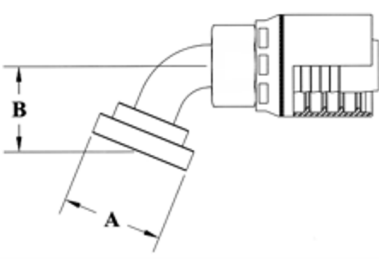
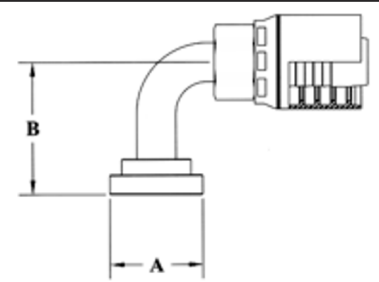
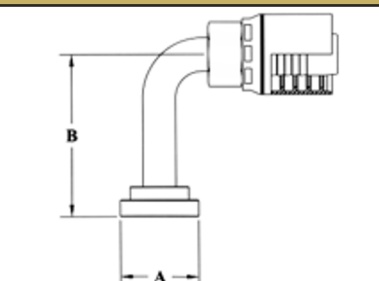
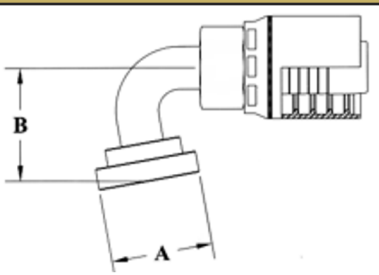
		Hose I.D.	Flange Size	A-Dia Inches	B-Drop Inches	Part No.
	3/4"	3/4"	1.50	1.38	4GC51-12x12	
	3/4"	1"	1.75	1.38	4GC51-12x16	
	1"	1"	1.75	1.51	4GC51-16x16	
	1-1/4"	1-1/4"	2.00	1.69	4GC51-20x20	

H FABRICATION EQUIPMENT  
J THREAD ID TECHNICAL  
WWW.COUPPLAMATIC.COM

# GRIP CRIMP 4GC SERIES 100R12 NO-SKIVE COUPLINGS

Bite to the Wire Hose Ends for 100R12 Four Spiral (SP580, R12, and DHEXR12), CS-Flex 4 (1/2" to 1-1/2"), CS-Flex 5 (1/2" to 1-1/4"), and CS-Flex 6 (1/2" to 1"). **NO SKIVE REQUIRED.** The 4GC Series Four Spiral Coupling is compatible with some fixed and virtually all adjustable spiral crimp machines on the market. Check crimp O.D. carefully.

Trivalent Zinc Plating

		4GC SERIES Code 61 Split Flange - 67 1/2° Bend						
HOSE		Hose I.D.	Flange Size	A-Dia Inches	B-Drop Inches	Part No.		
A		3/4"	3/4"	1.50	1.59	4GC52-12x12		
		3/4"	1"	1.75	1.59	4GC52-12x16		
		1"	1"	1.75	1.76	4GC52-16x16		
B	VARIABLE CRIMP COUPLINGS							
C	GRIP CRIMP COUPLINGS							
		4GC SERIES Code 61 Split Flange - 90° Bend						
HOSE		Hose I.D.	Flange Size	A-Dia Inches	B-Drop Inches	Part No.		
D		1/2"	1/2"	1.19	1.63	4GC53-8x8		
		1/2"	3/4"	1.50	1.68	4GC53-8x12		
		3/4"	3/4"	1.50	2.12	4GC53-12x12		
		3/4"	1"	1.75	2.12	4GC53-12x16		
		1"	1"	1.75	2.38	4GC53-16x16		
		1"	1-1/4"	2.00	2.38	4GC53-16x20		
		1-1/4"	1-1/4"	2.00	2.62	4GC53-20x20		
		1-1/4"	1-1/2"	2.38	3.25	4GC53-20x24		
E		1-1/2"	1-1/2"	2.38	3.12	4GC53-24x24		
		2"	2"	2.81	4.64	4GC53-32x32		
F	QUICK COUPLERS							
		4GC SERIES Code 61 Split Flange - 90° Bend Long Drop						
HOSE		Hose I.D.	Flange Size	A-Dia Inches	B-Drop Inches	Part No.		
F		3/4"	3/4"	1.50	3.75	4GC54-12x12		
		1"	1"	1.75	4.62	4GC54-16x16		
G	REUSABLE PUSHON ACCESS ADAPTERS							
		4GC SERIES Code 61 Split Flange - 100° Bend						
HOSE		Hose I.D.	Flange Size	A-Dia Inches	B-Drop Inches	Part No.		
J		3/4"	1"	1.75	2.33	4GC55-12x16		
H	FABRICATION EQUIPMENT							
J	THREAD ID TECHNICAL							
	WWW.COULAMATIC.COM							



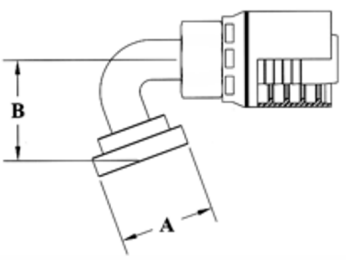
# GRIP CRIMP 4GC SERIES 100R12 NO-SKIVE COUPLINGS

Bite to the Wire Hose Ends for 100R12 Four Spiral (SP580, R12, and DHEXR12), CS-Flex 4 (1/2" to 1-1/2"), CS-Flex 5 (1/2" to 1-1/4"), and CS-Flex 6 (1/2" to 1"). **NO SKIVE REQUIRED.** The 4GC Series Four Spiral Coupling is compatible with some fixed and virtually all adjustable spiral crimp machines on the market. Check crimp O.D. carefully.

Trivalent Zinc Plating

## 4GC SERIES

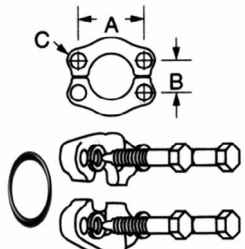
Code 61 Split Flange - 110° Bend

		Hose I.D.	Flange Size	A-Dia Inches	B-Drop Inches	Part No.
		1"	1"	1.75	2.89	4GC56-16x16

A HOSE  
B VARI-CRIMP COUPLINGS  
C GRIP CRIMP COUPLINGS

## 4GC SERIES

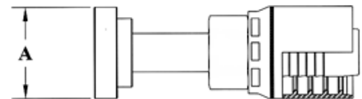
Code 61 Split Flange Kits

		Flange Size	A Inches	B Inches	C Inches	Complete Kit Part No.	O-Ring Part No.
		1/2"	1.50	.69	11/32	SFK-8	8252
		3/4"	1.88	.88	13/32	SFK-12	12252
		1"	2.06	1.03	13/32	SFK-16	16252
		1-1/4"	2.31	1.19	15/32	SFK-20	20252
		1-1/2"	2.75	1.41	17/32	SFK-24	24252
		2"	3.06	1.69	17/32	SFK-32	32252

D 3 SERIES THERMOPLASTIC  
E QUICK COUPLERS

## 4GC SERIES

Code 62 Split Flange - Straight

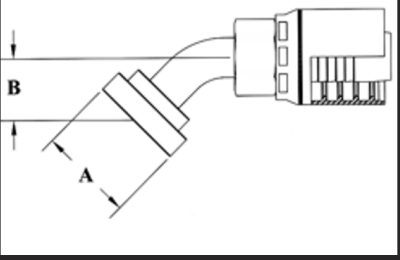
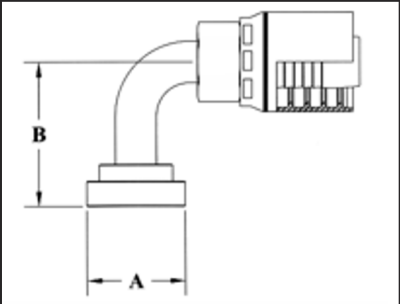
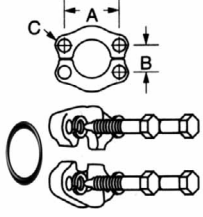
		Hose I.D.	Flange Size	A-Dia Inches	Part No.
		3/4"	3/4"	1.62	4GC60-12x12
		3/4"	1"	1.88	4GC60-12x16
		1"	1"	1.88	4GC60-16x16
		1"	1-1/4"	2.12	4GC60-16x20
		1-1/4"	1-1/4"	2.12	4GC60-20x20

F REUSABLES, PUSHION, ACCESS.  
G ADAPTERS  
H FABRICATION EQUIPMENT  
J THREAD ID TECHNICAL  
WWW.COUPPLAMATIC.COM

# GRIP CRIMP 4GC SERIES 100R12 NO-SKIVE COUPLINGS

Bite to the Wire Hose Ends for 100R12 Four Spiral (SP580, R12, and DHEXR12), CS-Flex 4 (1/2" to 1-1/2"), CS-Flex 5 (1/2" to 1-1/4"), and CS-Flex 6 (1/2" to 1"). **NO SKIVE REQUIRED.** The 4GC Series Four Spiral Coupling is compatible with some fixed and virtually all adjustable spiral crimp machines on the market. Check crimp O.D. carefully.

Trivalent Zinc Plating

		4GC SERIES Code 62 Split Flange - 45° Bend					
A HOSE		Hose I.D.	Flange Size	A-Dia Inches	B-Drop Inches	Part No.	
B VAR-CRIMP COUPLINGS		3/4"	3/4"	1.62	1.27	4GC61-12x12	
		1"	1"	1.88	1.34	4GC61-16x16	
		1-1/4"	1-1/4"	2.12	1.68	4GC61-20x20	
C GRIP CRIMP COUPLINGS		4GC SERIES Code 62 Split Flange - 90° Bend					
		Hose I.D.	Flange Size	A-Dia Inches	B-Drop Inches	Part No.	
D 3 SERIES THERMOPLASTIC		3/4"	3/4"	1.62	2.41	4GC62-12x12	
		3/4"	1"	1.88	2.70	4GC62-12x16	
		1"	1"	1.88	2.75	4GC62-16x16	
		1"	1-1/4"	2.12	2.90	4GC62-16x20	
		1-1/4"	1-1/4"	2.12	3.24	4GC62-20x20	
E QUICK COUPLERS		4GC SERIES Code 62 Split Flange Kits					
		Flange Size	A Inches	B Inches	C Inches	Complete Kit Part No.	O-Ring Part No.
F REUSABLES PUSH-ON ACCESS.		3/4"	2.00	.94	13/32	SFK62-12	12252
		1"	2.25	1.09	15/32	SFK62-16	16252
		1-1/4"	2.63	1.25	17/32	SFK62-20	20252
		1-1/2"	3.12	1.44	21/32	SFK62-24	24252
		2"	3.81	1.75	25/32	SFK62-32	32252
G ADAPTERS							
H FABRICATION EQUIPMENT							
J THREAD ID TECHNICAL							
WWW.COUPLAMATIC.COM							

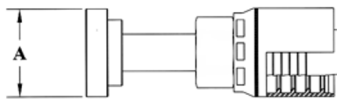
# GRIP CRIMP 4GC SERIES 100R12 NO-SKIVE COUPLINGS

Bite to the Wire Hose Ends for 100R12 Four Spiral (SP580, R12, and DHEXR12), CS-Flex 4 (1/2" to 1-1/2"), CS-Flex 5 (1/2" to 1-1/4"), and CS-Flex 6 (1/2" to 1"). **NO SKIVE REQUIRED.** The 4GC Series Four Spiral Coupling is compatible with some fixed and virtually all adjustable spiral crimp machines on the market. Check crimp O.D. carefully.

Trivalent Zinc Plating

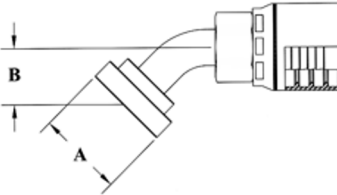
## 4GC SERIES

Extra Heavy Duty Flange - Straight  
For use on Caterpillar® Equipment

		Hose I.D.	Flange Size	A-Dia Inches	Part No.
	3/4"	3/4"	1.62	4GC80-12x12	
	1"	1"	1.88	4GC80-16x16	
	1-1/4"	1-1/4"	2.12	4GC80-20x20	

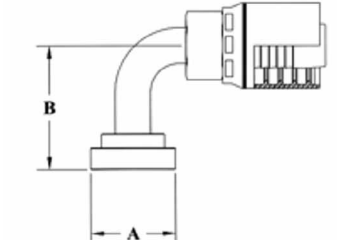
## 4GC SERIES

Extra Heavy Duty Flange - 45° Bend  
For use on Caterpillar® Equipment

		Hose I.D.	Flange Size	A-Dia Inches	B-Drop Inches	Part No.
	3/4"	3/4"	1.62	1.25	4GC81-12x12	
	1"	1"	1.88	1.40	4GC81-16x16	
	1-1/4"	1-1/4"	2.12	1.50	4GC81-20x20	

## 4GC SERIES

Extra Heavy Duty Flange - 90° Bend  
For use on Caterpillar® Equipment

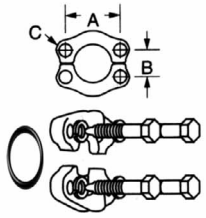
		Hose I.D.	Flange Size	A-Dia Inches	B-Drop Inches	Part No.
	3/4"	3/4"	1.62	2.50	4GC82-12x12	
	1"	1"	1.88	3.00	4GC82-16x16	
	1-1/4"	1-1/4"	2.12	3.38	4GC82-20x20	

A HOSE  
B VARI-CRIMP COUPLINGS  
C GRIP CRIMP COUPLINGS  
D 3 SERIES THERMOPLASTIC  
E QUICK COUPLERS  
F REUSABLES, PUSH-ON, ACCESS.  
G ADAPTERS  
H FABRICATION EQUIPMENT  
J THREAD ID TECHNICAL  
WWW.COUPPLAMATIC.COM

# GRIP CRIMP 4GC SERIES 100R12 NO-SKIVE COUPLINGS

Bite to the Wire Hose Ends for 100R12 Four Spiral (SP580, R12, and DHEXR12), CS-Flex 4 (1/2" to 1-1/2"), CS-Flex 5 (1/2" to 1-1/4"), and CS-Flex 6 (1/2" to 1"). **NO SKIVE REQUIRED.** The 4GC Series Four Spiral Coupling is compatible with some fixed and virtually all adjustable spiral crimp machines on the market. Check crimp O.D. carefully.

Trivalent Zinc Plating

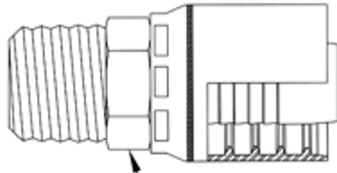
A HOSE	4GC SERIES		Extra Heavy Duty Split Flange Kits			Trivalent Zinc Plating	
	Flange Size	A Inches	B Inches	C Inches	Complete Kit Part No.	O-Ring Part No.	
B VAR-CRIMP COUPLINGS		3/4"	2.00	.94	13/32	SFKHD-12	D12
C GRIP CRIMP COUPLINGS		1"	2.25	1.09	15/32	SFKHD-16	D16
D 3 SERIES THERMOPLASTIC		1-1/4"	2.63	1.25	17/32	SFKHD-20	D20
E QUICK COUPLERS							
F REUSABLE PUSHON ACCESS.							
G ADAPTERS							
H FABRICATION EQUIPMENT							
J THREAD ID TECHNICAL							
WWW.COUPLAMATIC.COM	<p align="center"><b>Visit <a href="http://www.couplamatic.com">www.couplamatic.com</a> or call your sales representative to get the most current crimp charts.</b></p>						

# GRIP CRIMP 6GC SERIES 4SH, R13, R15 NO-SKIVE COUPLINGS


Bite to the Wire Hose Ends for 100R13 Spiral Hose (R13 & DHEXR13) 3/4" thru 2", 100R15 Spiral Hose (R15) 3/4" thru 1-1/2", 4SH Spiral Hose 5/8", 3/4", and 1" CS Flex 5 High Pressure Reduced Bend Radius Hose in 2" and CS Flex 6 High Pressure Reduced Bend Radius 1-1/4" and 1-1/2". **NO SKIVE REQUIRED.** The 6GC Series Six Spiral Coupling is compatible with some fixed and virtually all adjustable spiral crimp machines on the market. Check crimp O.D. carefully.

Trivalent Zinc Plating


## 6GC SERIES NPTF - MALE SOLID

	Hose I.D.	Pipe Size	Thread Size	Hex Size	Part No.
 <p>Hex</p>	3/4"	3/4"	3/4-14	1-1/8"	6GC01-12x12
	1"	1"	1-11 1/2	1-3/8"	6GC01-16x16
	1-1/4"	1-1/4"	1 1/4-11 1/2	1-11/16"	6GC01-20x20
	1-1/2"	1-1/2"	1 1/2-11 1/2	2"	6GC01-24x24
	2"	2"	2-11 1/2	2-1/2"	6GC01-32x32

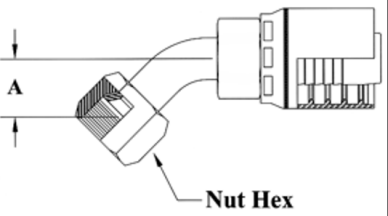
## 6GC SERIES NPTF (API Thread) - Male Solid

	Hose I.D.	Pipe Size	Thread Size	Hex Size	Part No.
 <p>Hex</p>	1"	1"	1-11 1/2	1-3/8"	6GCAP-16x16
	1-1/2"	1-1/2"	1-1/2-11 1/2	2"	6GCAP-24x24
	2"	2"	2-11 1/2	2-1/2"	6GCAP-32x32

## 6GC SERIES JIC 37° - Female Swivel

	Hose I.D.	Tube Size	Thread Size	Hex Size	Nut Hex	Part No.
 <p>Nut Hex</p> <p>Hex</p>	5/8"	5/8"	7/8x14	15/16"	1"	6GC09-10x10
	3/4"	3/4"	1-1/16x12	1-1/8"	1-1/4"	6GC09-12x12
	3/4"	1"	1-5/16x12	1-3/8"	1-1/2"	6GC09-12x16
	1"	1"	1-5/16x12	1-3/8"	1-1/2"	6GC09-16x16
	1-1/4"	1-1/4"	1-5/8x12	1-11/16"	2"	6GC09-20x20
	1-1/2"	1-1/2"	1-7/8x12	2"	2-1/4"	6GC09-24x24
	2"	2"	2-1/2x12	2-1/2"	2-7/8"	6GC09-32x32

## 6GC SERIES JIC 37° - 45° Female Swivel

	Hose I.D.	Tube Size	Thread Size	A-Drop Inches	Nut Hex	Part No.
 <p>Nut Hex</p> <p>A</p>	3/4"	3/4"	1-1/16x12	1.50	1-1/4"	6GC25-12x12
	1"	1"	1-5/16x12	1.75	1-1/2"	6GC25-16x16
	1-1/4"	1-1/4"	1-5/8x12	1.69	2"	6GC25-20x20

A	HOSE
B	VARICRIMP COUPLINGS
C	GRIP CRIMP COUPLINGS
D	3 SERIES THERMOPLASTIC
E	QUICK COUPLERS
F	REUSABLES, PUSHON, ACCESS.
G	ADAPTERS
H	FABRICATION EQUIPMENT
J	THREAD ID TECHNICAL
WWW.COUPLAMATIC.COM	

# GRIP CRIMP 6GC SERIES 4SH, R13, R15 NO-SKIVE COUPLINGS

Bite to the Wire Hose Ends for 100R13 Spiral Hose (R13 & DHEXR13) 3/4" thru 2", 100R15 Spiral Hose (R15) 3/4" thru 1-1/2", 4SH Spiral Hose 5/8", 3/4", and 1" CS Flex 5 High Pressure Reduced Bend Radius Hose in 2" and CS Flex 6 High Pressure Reduced Bend Radius 1-1/4" and 1-1/2". **NO SKIVE REQUIRED.** The 6GC Series Six Spiral Coupling is compatible with some fixed and virtually all adjustable spiral crimp machines on the market. Check crimp O.D. carefully.

Trivalent Zinc Plating

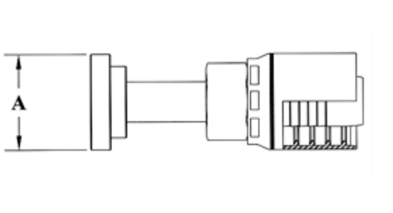
A HOSE	6GC SERIES		JIC 37° - 90° Female Swivel				Part No.
	Hose I.D.	Tube Size	Thread Size	A-Drop Inches	Nut Hex		
B VAR-CRIMP COUPLINGS	3/4"	3/4"	1-1/16x12	2.38	1-1/4"	6GC26-12x12	
	1"	1"	1-5/16x12	2.75	1-1/2"	6GC26-16x16	
	1-1/4"	1-1/4"	1-5/8x12	3.40	2"	6GC26-20x20	
C GRIP CRIMP COUPLINGS	6GC SERIES		O-Ring Face Seal (ORF) - Female Swivel				Part No.
D 3 SERIES THERMOPLASTIC	Hose I.D.	Tube Size	Thread Size		Nut Hex		
	5/8"	5/8"	1x14		1-1/8"	6GC30-10x10	
	3/4"	3/4"	1-3/16x12		1-3/8"	6GC30-12x12	
	3/4"	1"	1-7/16x12		1-5/8"	6GC30-12x16	
	1"	1"	1-7/16x12		1-5/8"	6GC30-16x16	
	1-1/4"	1-1/4"	1-11/16x12		1-7/8"	6GC30-20x20	
1-1/2"	1-1/2"	2x12		2-1/4"	6GC30-24x24		
E QUICK COUPLERS	6GC SERIES		O-Ring Face Seal (ORF) - 45° Female Swivel				Part No.
F REUSABLES, PUSH-ON ACCESS.	Hose I.D.	Tube Size	Thread Size	A-Drop Inches	Nut Hex		
	5/8"	5/8"	1x14	0.75	1-1/8"	6GC31-10x10	
	3/4"	3/4"	1-3/16x12	0.95	1-3/8"	6GC31-12x12	
	1"	1"	1-7/16x12	1.16	1-5/8"	6GC31-16x16	
	1-1/4"	1-1/4"	1-11/16x12	1.25	1-7/8"	6GC31-20x20	
G ADAPTERS	6GC SERIES		O-Ring Face Seal (ORF) - 90° Female Swivel				Part No.
H FABRICATION EQUIPMENT	Hose I.D.	Tube Size	Thread Size	A-Drop Inches	Nut Hex		
	5/8"	5/8"	1x14	1.50	1-1/8"	6GC32-10x10	
	3/4"	3/4"	1-3/16x12	2.00	1-3/8"	6GC32-12x12	
	3/4"	1"	1-7/16x12	2.50	1-5/8"	6GC32-12x16	
	1"	1"	1-7/16x12	2.50	1-5/8"	6GC32-16x16	
	1-1/4"	1-1/4"	1-11/16x12	2.80	1-7/8"	6GC32-20x20	
J THREAD ID TECHNICAL	6GC SERIES		O-Ring Face Seal (ORF) - 90° Female Swivel				Part No.
WWW.COULAMATIC.COM	Hose I.D.	Tube Size	Thread Size	A-Drop Inches	Nut Hex		
	5/8"	5/8"	1x14	1.50	1-1/8"	6GC32-10x10	
	3/4"	3/4"	1-3/16x12	2.00	1-3/8"	6GC32-12x12	
	3/4"	1"	1-7/16x12	2.50	1-5/8"	6GC32-12x16	
	1"	1"	1-7/16x12	2.50	1-5/8"	6GC32-16x16	
	1-1/4"	1-1/4"	1-11/16x12	2.80	1-7/8"	6GC32-20x20	

# GRIP CRIMP 6GC SERIES 4SH, R13, R15 NO-SKIVE COUPLINGS

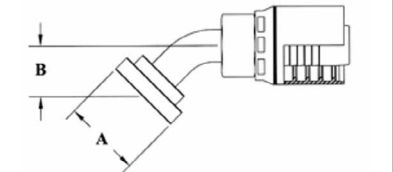
Bite to the Wire Hose Ends for 100R13 Spiral Hose (R13 & DHEXR13) 3/4" thru 2", 100R15 Spiral Hose (R15) 3/4" thru 1-1/2", 4SH Spiral Hose 5/8", 3/4", and 1" CS Flex 5 High Pressure Reduced Bend Radius Hose in 2" and CS Flex 6 High Pressure Reduced Bend Radius 1-1/4" and 1-1/2". **NO SKIVE REQUIRED.** The 6GC Series Six Spiral Coupling is compatible with some fixed and virtually all adjustable spiral crimp machines on the market. Check crimp O.D. carefully.

Trivalent Zinc Plating

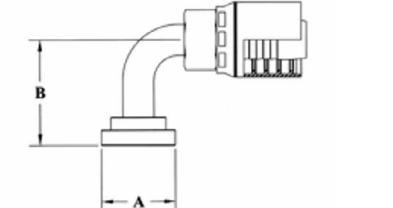
## 6GC SERIES Code 61 Split Flange - Straight

		Hose I.D.	Flange Size	A-Dia Inches	Part No.
	3/4"	3/4"	1.50	6GC47-12x12	
	3/4"	1"	1.75	6GC47-12x16	
	1"	1"	1.75	6GC47-16x16	
	1"	1-1/4"	2.00	6GC47-16x20	
	1-1/4"	1-1/4"	2.00	6GC47-20x20	
	1-1/2"	1-1/2"	2.38	6GC47-24x24	
	2"	2"	2.81	6GC47-32x32	

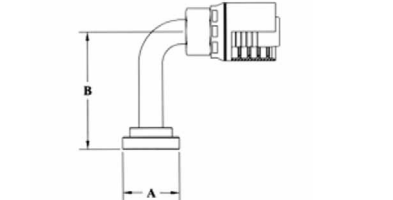
## 6GC SERIES Code 61 Split Flange - 45° Bend

		Hose I.D.	Flange Size	A-Dia Inches	B-Drop Inches	Part No.
	3/4"	3/4"	1.50	1.25	6GC50-12x12	
	1"	1"	1.75	1.30	6GC50-16x16	
	1-1/4"	1-1/4"	2.00	1.50	6GC50-20x20	
	1-1/2"	1-1/2"	2.38	1.75	6GC50-24x24	
	2"	2"	2.81	2.25	6GC50-32x32	

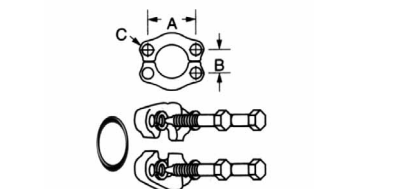
## 6GC SERIES Code 61 Split Flange - 90° Bend

		Hose I.D.	Flange Size	A-Dia Inches	B-Drop Inches	Part No.
	3/4"	3/4"	1.50	2.38	6GC53-12x12	
	3/4"	1"	1.75	2.75	6GC53-12x16	
	1"	1"	1.75	2.75	6GC53-16x16	
	1"	1-1/4"	2.00	2.88	6GC53-16x20	
	1-1/4"	1-1/4"	2.00	2.88	6GC53-20x20	
	1-1/2"	1-1/2"	2.38	4.00	6GC53-24x24	
	2"	2"	2.81	5.40	6GC53-32x32	

## 6GC SERIES Code 61 Split Flange - 90° Bend Long Drop

		Hose I.D.	Flange Size	A-Dia Inches	B-Drop Inches	Part No.
	3/4"	3/4"	1.50	5.25	6GC54-12x12	
	3/4"	1"	1.75	6.00	6GC54-12x16	
	1"	1"	1.75	6.00	6GC54-16x16	
	1"	1-1/4"	2.00	7.50	6GC54-16x20	
	1-1/4"	1-1/4"	2.00	7.50	6GC54-20x20	

## 6GC SERIES Code 61 Split Flange Kits

		Flange Size	A Inches	B Inches	C Inches	Complete Kit Part No.	O-Ring Part No.
	3/4"	1.88	.88	13/32	SFK-12	12252	
	1"	2.06	1.03	13/32	SFK-16	16252	
	1-1/4"	2.31	1.19	15/32	SFK-20	20252	
	1-1/2"	2.75	1.41	17/32	SFK-24	24252	
	2"	3.06	1.69	17/32	SFK-32	32252	

A  
HOSE

B  
VAR-CRIMP  
COUPLINGS

C  
GRIP CRIMP  
COUPLINGS

D  
3 SERIES  
THERMOPLASTIC

E  
QUICK  
COUPLERS

F  
REUSABLES,  
PUSH-ON, ACCESS.

G  
ADAPTERS

H  
FABRICATION  
EQUIPMENT

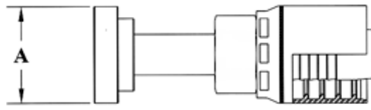
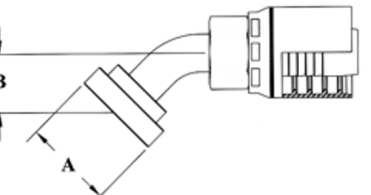
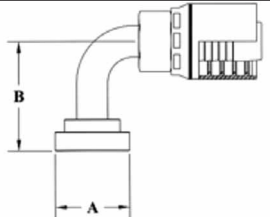
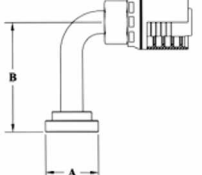
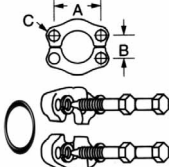
J  
THREAD ID  
TECHNICAL

WWW.  
COUPLAMATIC  
.COM

# GRIP CRIMP 6GC SERIES 4SH, R13, R15 NO-SKIVE COUPLINGS

Bite to the Wire Hose Ends for 100R13 Spiral Hose (R13 & DHEXR13) 3/4" thru 2", 100R15 Spiral Hose (R15) 3/4" thru 1-1/2", 4SH Spiral Hose 5/8", 3/4", and 1" CS Flex 5 High Pressure Reduced Bend Radius Hose in 2" and CS Flex 6 High Pressure Reduced Bend Radius 1-1/4" and 1-1/2". **NO SKIVE REQUIRED.** The 6GC Series Six Spiral Coupling is compatible with some fixed and virtually all adjustable spiral crimp machines on the market. Check crimp O.D. carefully.

Trivalent Zinc Plating

HOSE A	6GC SERIES Code 62 Split Flange - Straight				Part No.		
	Hose I.D.	Flange Size	A-Dia Inches				
VAR-CRIMP COUPLINGS B		3/4"	3/4"	1.62	6GC60-12x12		
		3/4"	1"	1.88	6GC60-12x16		
		1"	1"	1.88	6GC60-16x16		
		1"	1-1/4"	2.12	6GC60-16x20		
		1-1/4"	1-1/4"	2.12	6GC60-20x20		
		1-1/2"	1-1/2"	2.50	6GC60-24x24		
		2"	2"	3.12	6GC60-32x32		
GRIP CRIMP COUPLINGS C	6GC SERIES Code 62 Split Flange - 45° Bend				Part No.		
	Hose I.D.	Flange Size	A-Dia Inches	B-Drop Inches			
3 SERIES THERMOPLASTIC D		3/4"	3/4"	1.62	1.25	6GC61-12x12	
		3/4"	1"	1.88	1.38	6GC61-12x16	
		1"	1"	1.88	1.38	6GC61-16x16	
		1"	1-1/4"	2.12	1.38	6GC61-16x20	
		1-1/4"	1-1/4"	2.12	1.50	6GC61-20x20	
		1-1/2"	1-1/2"	2.50	1.70	6GC61-24x24	
		2"	2"	3.12	2.25	6GC61-32x32	
QUICK COUPLERS E	6GC SERIES Code 62 Split Flange - 90° Bend				Part No.		
	Hose I.D.	Flange Size	A-Dia Inches	B-Drop Inches			
REUSABLES PUSHON ACCESS. F		3/4"	3/4"	1.62	2.50	6GC62-12x12	
		3/4"	1"	1.88	2.50	6GC62-12x16	
		1"	1"	1.88	2.75	6GC62-16x16	
		1"	1-1/4"	2.12	2.88	6GC62-16x20	
		1-1/4"	1-1/4"	2.12	3.25	6GC62-20x20	
		1-1/2"	1-1/2"	2.50	3.75	6GC62-24x24	
		2"	2"	3.12	5.38	6GC62-32x32	
ADAPTERS G	6GC SERIES Code 62 Split Flange - 90° Bend Long Drop				Part No.		
	Hose I.D.	Flange Size	A-Dia Inches	B-Drop Inches			
FABRICATION EQUIPMENT H		3/4"	3/4"	1.62	5.25	6GC63-12x12	
		3/4"	1"	1.88	6.00	6GC63-12x16	
		1"	1"	1.88	6.00	6GC63-16x16	
		1"	1-1/4"	2.12	7.50	6GC63-16x20	
		1-1/4"	1-1/4"	2.12	7.50	6GC63-20x20	
THREAD ID TECHNICAL J	6GC SERIES Code 62 Split Flange Kits				Complete Kit Part No.	O-Ring Part No.	
	Flange Size	A Inches	B Inches	C Inches			
WWW. COUPLAMATIC .COM		3/4"	2.00	.94	13/32	SFK62-12	12252
		1"	2.25	1.09	15/32	SFK62-16	16252
		1-1/4"	2.63	1.25	17/32	SFK62-20	20252
		1-1/2"	3.12	1.44	21/32	SFK62-24	24252
		2"	3.81	1.75	25/32	SFK62-32	32252



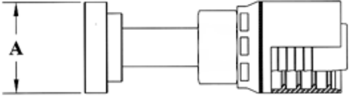
# GRIP CRIMP 6GC SERIES 4SH, R13, R15 NO-SKIVE COUPLINGS

Bite to the Wire Hose Ends for 100R13 Spiral Hose (R13 & DHEXR13) 3/4" thru 2", 100R15 Spiral Hose (R15) 3/4" thru 1-1/2", 4SH Spiral Hose 5/8", 3/4", and 1" CS Flex 5 High Pressure Reduced Bend Radius Hose in 2" and CS Flex 6 High Pressure Reduced Bend Radius 1-1/4" and 1-1/2". **NO SKIVE REQUIRED.** The 6GC Series Six Spiral Coupling is compatible with some fixed and virtually all adjustable spiral crimp machines on the market. Check crimp O.D. carefully.

Trivalent Zinc Plating

## 6GC SERIES

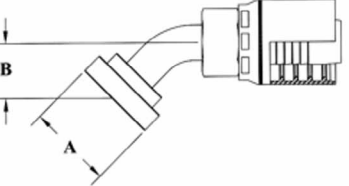
Extra Heavy Duty Flange - Straight  
For use on Caterpillar® Equipment

		Hose I.D.	Flange Size	A-Dia Inches	Part No.
	3/4"	3/4"	1.62	6GC80-12x12	
	3/4"	1"	1.88	6GC80-12x16	
	1"	1"	1.88	6GC80-16x16	
	1"	1-1/4"	2.12	6GC80-16x20	
	1-1/4"	1-1/4"	2.12	6GC80-20x20	
	1-1/4"	1-1/2"	2.50	6GC80-20x24	
	1-1/2"	1-1/2"	2.50	6GC80-24x24	
	2"	2"	3.12	6GC80-32x32	

HOSE  
**A**  
VARI-CRIMP  
COUPLINGS  
**B**

## 6GC SERIES

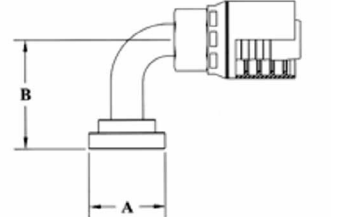
Extra Heavy Duty Flange - 45° Bend  
For use on Caterpillar® Equipment

		Hose I.D.	Flange Size	A-Dia Inches	B-Drop Inches	Part No.
	3/4"	3/4"	1.62	1.25	6GC81-12x12	
	1"	1"	1.88	1.40	6GC81-16x16	
	1-1/4"	1-1/4"	2.12	1.50	6GC81-20x20	
	1-1/2"	1-1/2"	2.50	1.75	6GC81-24x24	

GRIP CRIMP  
COUPLINGS  
**C**  
3 SERIES  
THERMOPLASTIC  
**D**

## 6GC SERIES

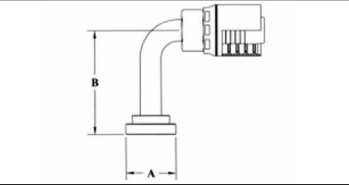
Extra Heavy Duty Flange - 90° Bend  
For use on Caterpillar® Equipment

		Hose I.D.	Flange Size	A-Dia Inches	B-Drop Inches	Part No.
	3/4"	3/4"	1.62	2.50	6GC82-12x12	
	3/4"	1"	1.88	3.00	6GC82-12x16	
	1"	1"	1.88	3.00	6GC82-16x16	
	1"	1-1/4"	2.12	3.38	6GC82-16x20	
	1-1/4"	1-1/4"	2.12	3.38	6GC82-20x20	
	1-1/2"	1-1/2"	2.50	4.00	6GC82-24x24	
	2"	2"	3.12	5.50	6GC82-32x32	

QUICK  
COUPLERS  
**E**  
REUSABLES,  
PUSH-ON, ACCESS.  
**F**

## 6GC SERIES

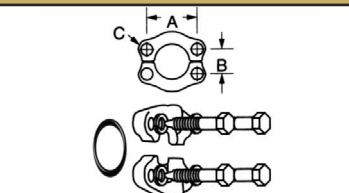
Extra Heavy Duty Flange - 90° Bend Long Drop  
For use on Caterpillar® Equipment

		Hose I.D.	Flange Size	A-Dia Inches	B-Drop Inches	Part No.
	3/4"	3/4"	1.62	5.25	6GC83-12x12	
	3/4"	1"	1.88	6.00	6GC83-12x16	
	1"	1"	1.88	6.00	6GC83-16x16	
	1"	1-1/4"	2.12	7.50	6GC83-16x20	
	1-1/4"	1-1/4"	2.12	7.50	6GC83-20x20	

ADAPTERS  
**G**  
FABRICATION  
EQUIPMENT  
**H**

## 6GC SERIES

Extra Heavy Duty Split Flange Kits

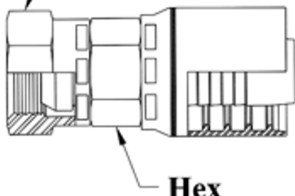
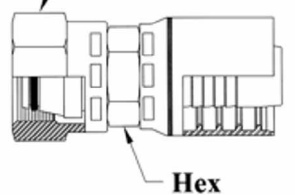
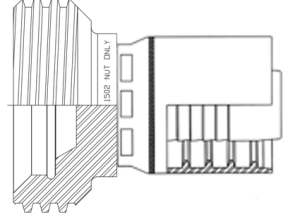

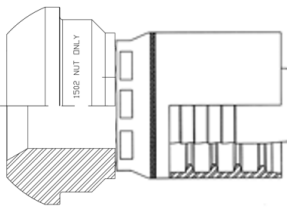

		Flange Size	A Inches	B Inches	C Inches	Complete Kit Part No.	D-Ring Part No.
	3/4"	2.00	.94	13/32	SFKHD-12	D12	
	1"	2.25	1.09	15/32	SFKHD-16	D16	
	1-1/4"	2.63	1.25	17/32	SFKHD-20	D20	
	1-1/2"	3.12	1.44	21/32	SFKHD-24	D24	
	2"	3.81	1.75	25/32	SFKHD-32	D32	

THREAD ID  
TECHNICAL  
**J**  
WWW.  
COUPLAMATIC  
.COM

# GRIP CRIMP 6GC SERIES 4SH, R13, R15 NO-SKIVE COUPLINGS

Bite to the Wire Hose Ends for 100R13 Spiral Hose (R13 & DHEXR13) 3/4" thru 2", 100R15 Spiral Hose (R15) 3/4" thru 1-1/2", 4SH Spiral Hose 5/8", 3/4", and 1" CS Flex 5 High Pressure Reduced Bend Radius Hose in 2" and CS Flex 6 High Pressure Reduced Bend Radius 1-1/4" and 1-1/2". **NO SKIVE REQUIRED.** The 6GC Series Six Spiral Coupling is compatible with some fixed and virtually all adjustable spiral crimp machines on the market. Check crimp O.D. carefully.

Trivalent Zinc Plating

HOSE A	6GC SERIES		BSPP - British Standard Parallel 60° Cone - Female Swivel			Part No.	
	Hose I.D.	BSPP Size	Thread Size	Hex Size	Nut Hex		
VARICRIMP COUPLINGS B		5/8"	5/8"	G-5/8-14	15/16"	1-3/16"	6GC10-10x10
		3/4"	3/4"	G-3/4-14	1-1/8"	1-1/4"	6GC10-12x12
		1"	1"	G-1-11	1-3/8"	1-1/2"	6GC10-16x16
		G. as part of thread size is ISO designation for parallel thread					
GRIP CRIMP COUPLINGS C	6GC SERIES		DIN Heavy 24° Seat - Female Swivel			Part No.	
	Hose I.D.	Tube Size	Thread Size	Hex Size	Nut Hex		
3 SERIES THERMOPLASTIC D		5/8"	20mm	M30x2.0	1-1/8"	1-1/2"	6GC38-10x20
		3/4"	25mm	M36x2.0	1-3/8"	1-7/8"	6GC38-12x25
		1"	30mm	M42x2.0	1-11/16"	2"	6GC38-16x30
		1-1/4"	38mm	M52x2.0	2"	2-3/8"	6GC38-20x38
		Includes O-Ring					
QUICK COUPLERS E	6GC SERIES		Female 1502 Integrated Hammer Union			Seal Part No.	
	Hose I.D.	Union Size	Thread Size	Part No.			
REUSABLE PUSH-ON ACCESS. F		2"	2"	3 TPI ACME-2G	6GCHUF-32x32	HU-SEAL-1502-32	
							
						*Seal sold separately	
ADAPTERS G	6GC SERIES		Male 1502 Integrated Hammer Union			Nut Part No.	
	Hose I.D.	Union Size	Part No.				
FABRICATION EQUIPMENT H		2"	2"		6GCHUM-32x32	HU-NUT-1502-32	
							
						*Nut sold separately	
THREAD ID TECHNICAL J	Visit <a href="http://www.couplamatic.com">www.couplamatic.com</a> or call your sales representative to get the most current crimp charts.						
							WWW.COUPLAMATIC.COM

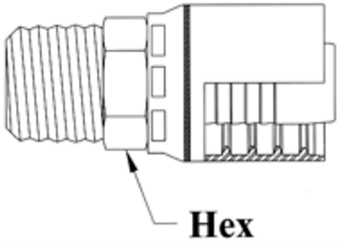
# GRIP CRIMP 4SH SERIES 4SH NO-SKIVE COUPLINGS

Bite to the Wire Hose Ends for 4SH Extreme Pressure Spiral Hoses (1-1/4" thru 2" 4SH) and CS Flex 5 High Pressure Reduced Bend Radius Hoses (1-1/4" and 1-1/2"). **NO SKIVE REQUIRED.**

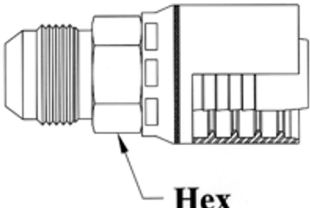
The 4SH Series Spiral Coupling is compatible with some fixed and virtually all adjustable spiral crimp machines on the market. Check crimp O.D. carefully.

Trivalent Zinc Plating

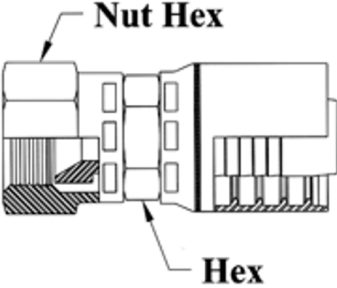
## 4SH SERIES NPTF - MALE SOLID

	Hose I.D.	Pipe Size	Thread Size	Hex Size	Part No.
 <p>Hex</p>	1-1/4"	1-1/4"	1 1/4-11 1/2	1-11/16"	4SH01-20x20
	1-1/2"	1-1/2"	1 1/2-11 1/2	2"	4SH01-24x24

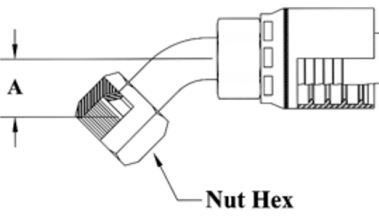
## 4SH SERIES JIC 37° - Male Solid

	Hose I.D.	Tube Size	Thread Size	Hex Size	Part No.
 <p>Hex</p>	1-1/4"	1-1/4"	1-5/8x12	1-11/16"	4SH08-20x20

## 4SH SERIES JIC 37° - Female Swivel

	Hose I.D.	Tube Size	Thread Size	Hex Size	Nut Hex	Part No.
 <p>Nut Hex</p> <p>Hex</p>	1-1/4"	1-1/4"	1-5/8x12	1-11/16"	2"	4SH09-20x20
	1-1/4"	1-1/2"	1-7/8x12	1-7/8"	2-1/4"	4SH09-20x24
	1-1/2"	1-1/2"	1-7/8x12	2"	2-1/4"	4SH09-24x24

## 4SH SERIES JIC 37° - 45° Female Swivel

	Hose I.D.	Tube Size	Thread Size	A-Drop Inches	Nut Hex	Part No.
 <p>Nut Hex</p> <p>A</p>	1-1/4"	1-1/4"	1-5/8x12	1.69	2"	4SH25-20x20

**A** HOSE  
**B** VARI-CRIMP COUPLINGS  
**C** GRIP CRIMP COUPLINGS  
**D** 3 SERIES THERMOPLASTIC  
**E** QUICK COUPLERS  
**F** REUSABLES, PUSH-ON, ACCESS.  
**G** ADAPTERS  
**H** FABRICATION EQUIPMENT  
**J** THREAD ID TECHNICAL  
WWW.COUPPLAMATIC.COM

# GRIP CRIMP 4SH SERIES 4SH NO-SKIVE COUPLINGS

Bite to the Wire Hose Ends for 4SH Extreme Pressure Spiral Hoses (1-1/4" thru 2" 4SH) and CS Flex 5 High Pressure Reduced Bend Radius Hoses (1-1/4" and 1-1/2"). **NO SKIVE REQUIRED.**

The 4SH Series Spiral Coupling is compatible with some fixed and virtually all adjustable spiral crimp machines on the market. Check crimp O.D. carefully.

Trivalent Zinc Plating

		4SH SERIES JIC 37° - 90° Female Swivel					
A HOSE		Hose I.D.	Tube Size	Thread Size	A-Drop Inches	Nut Hex	Part No.
B VARICRIMP COUPLINGS		1-1/4"	1-1/4"	1-5/8x12	3.40	2"	4SH26-20x20
C GRIP CRIMP COUPLINGS		4SH SERIES O-Ring Face Seal (ORF) - Female Swivel					
D 3 SERIES THERMOPLASTIC		Hose I.D.	Tube Size	Thread Size		Nut Hex	Part No.
E QUICK COUPLERS		1-1/4"	1-1/4"	1-11/16x12		1-7/8"	4SH30-20x20
F REUSABLES PUSHON ACCESS		4SH SERIES O-Ring Face Seal (ORF) - 45° Female Swivel					
G ADAPTERS		Hose I.D.	Tube Size	Thread Size	A-Drop Inches	Nut Hex	Part No.
H FABRICATION EQUIPMENT		1-1/4"	1-1/4"	1-11/16x12	1.25	1-7/8"	4SH31-20x20
J THREAD ID TECHNICAL		4SH SERIES O-Ring Face Seal (ORF) - 90° Female Swivel					
		Hose I.D.	Tube Size	Thread Size	A-Drop Inches	Nut Hex	Part No.
WWW.COUPLAMATIC.COM		1-1/4"	1-1/4"	1-11/16x12	2.80	1-7/8"	4SH32 20x20

# GRIP CRIMP 4SH SERIES 4SH NO-SKIVE COUPLINGS

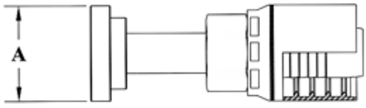
Bite to the Wire Hose Ends for 4SH Extreme Pressure Spiral Hoses (1-1/4" thru 2" 4SH) and CS Flex 5 High Pressure Reduced Bend Radius Hoses (1-1/4" and 1-1/2"). **NO SKIVE REQUIRED.**

The 4SH Series Spiral Coupling is compatible with some fixed and virtually all adjustable spiral crimp machines on the market. Check crimp O.D. carefully.

Trivalent Zinc Plating

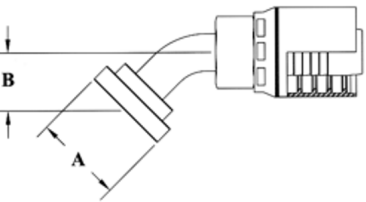
## 4SH SERIES

### Code 61 Split Flange - Straight

		Hose I.D.	Flange Size	A-Dia Inches	Part No.	
	1-1/4"	1-1/4"	2.00	4SH47-20x20		
	1-1/4"	1-1/2"	2.38	4SH47-20x24		
	1-1/2"	1-1/2"	2.38	4SH47-24x24		

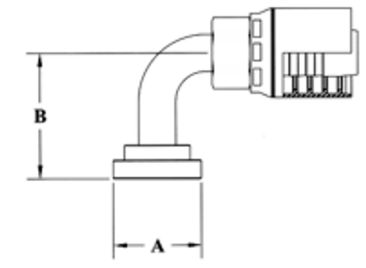
## 4SH SERIES

### Code 61 Split Flange - 45° Bend

		Hose I.D.	Flange Size	A-Dia Inches	B-Drop Inches	Part No.
	1-1/4"	1-1/4"	2.00	1.50	4SH50-20x20	
	1-1/4"	1-1/2"	2.38	1.50	4SH50-20x24	
	1-1/2"	1-1/2"	2.38	1.75	4SH50-24x24	

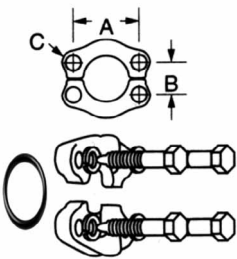
## 4SH SERIES

### Code 61 Split Flange - 90° Bend

		Hose I.D.	Flange Size	A-Dia Inches	B-Drop Inches	Part No.
	1-1/4"	1-1/4"	2.00	2.88	4SH53-20x20	
	1-1/4"	1-1/2"	2.38	3.25	4SH53-20x24	
	1-1/2"	1-1/2"	2.38	4.00	4SH53-24x24	

## 4SH SERIES

### Code 61 Split Flange Kits

		Flange Size	A Inches	B Inches	C Inches	Complete Kit Part No.	O-Ring Part No.
	1-1/4"		2.31	1.19	15/32	SFK-20	20252
	1-1/2"		2.75	1.41	17/32	SFK-24	24252

A  
HOSE

B  
VARIABLE CRIMP COUPLINGS

C  
GRIP CRIMP COUPLINGS

D  
3 SERIES THERMOPLASTIC

E  
QUICK COUPLERS

F  
REUSABLES, PUSH-ON, ACCESS.

G  
ADAPTERS

H  
FABRICATION EQUIPMENT

J  
THREAD ID TECHNICAL

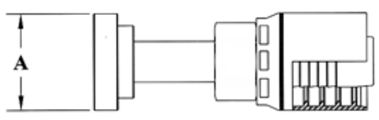
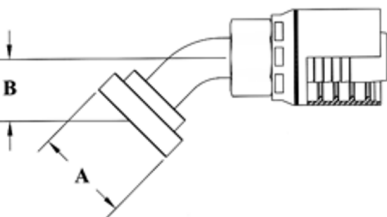
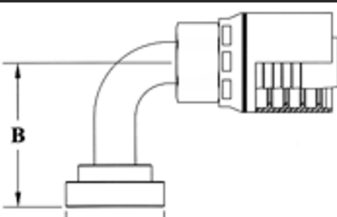

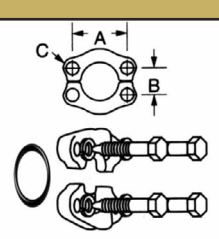
WWW.COUPPLAMATIC.COM

# GRIP CRIMP 4SH SERIES 4SH NO-SKIVE COUPLINGS

Bite to the Wire Hose Ends for 4SH Extreme Pressure Spiral Hoses (1-1/4" thru 2" 4SH) and CS Flex 5 High Pressure Reduced Bend Radius Hoses (1-1/4" and 1-1/2"). **NO SKIVE REQUIRED.**

The 4SH Series Spiral Coupling is compatible with some fixed and virtually all adjustable spiral crimp machines on the market. Check crimp O.D. carefully.

Trivalent Zinc Plating

		4SH SERIES Code 62 Split Flange - Straight					
		Hose I.D.	Flange Size	A-Dia Inches	Part No.		
A HOSE		1-1/4"	1-1/4"	2.12	4SH60-20x20		
		1-1/2"	1-1/2"	2.50	4SH60-24x24		
B VAR-CRIMP COUPLINGS							
C GRIP CRIMP COUPLINGS	4SH SERIES Code 62 Split Flange - 45° Bend						
		Hose I.D.	Flange Size	A-Dia Inches	B-Drop Inches	Part No.	
D 3 SERIES THERMOPLASTIC		1-1/4"	1-1/4"	2.12	1.50	4SH61-20x20	
		1-1/2"	1-1/2"	2.50	1.70	4SH61-24x24	
E QUICK COUPLERS							
		4SH SERIES Code 62 Split Flange - 90° Bend					
		Hose I.D.	Flange Size	A-Dia Inches	B-Drop Inches	Part No.	
F REUSABLES PUSHON ACCESS.		1-1/4"	1-1/4"	2.12	3.25	4SH62-20x20	
		1-1/2"	1-1/2"	2.50	3.75	4SH62-24x24	
G ADAPTERS							
H FABRICATION EQUIPMENT	4SH SERIES Code 62 Split Flange Kits						
		Flange Size	A Inches	B Inches	C Inches	Complete Kit Part No.	O-Ring Part No.
J THREAD ID TECHNICAL		1-1/4"	2.63	1.25	17/32	SFK62-20	20252
		1-1/2"	3.12	1.44	21/32	SFK62-24	24252
WWW.COUPLAMATIC.COM							

# GRIP CRIMP 4SH SERIES 4SH NO-SKIVE COUPLINGS

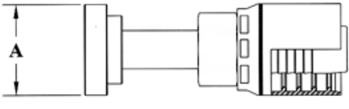
Bite to the Wire Hose Ends for 4SH Extreme Pressure Spiral Hoses (1-1/4" thru 2" 4SH) and CS Flex 5 High Pressure Reduced Bend Radius Hoses (1-1/4" and 1-1/2"). **NO SKIVE REQUIRED.**

The 4SH Series Spiral Coupling is compatible with some fixed and virtually all adjustable spiral crimp machines on the market. Check crimp O.D. carefully.

Trivalent Zinc Plating

## 4SH SERIES

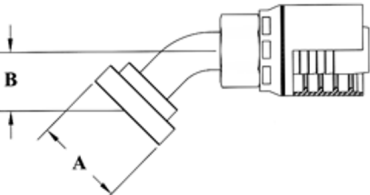
Extra Heavy Duty Flange - Straight  
For use on Caterpillar® Equipment

		Hose I.D.	Flange Size	A-Dia Inches	Part No.
		1-1/4"	1-1/4"	2.12	4SH80-20x20
		1-1/2"	1-1/2"	2.50	4SH80-24x24

A  
HOSE  
B  
VARIABLE CRIMP COUPLINGS

## 4SH SERIES

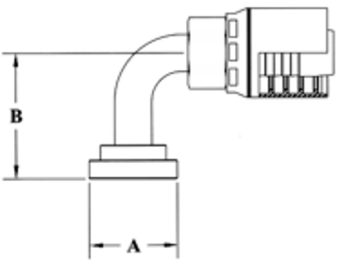
Extra Heavy Duty Flange - 45° Bend  
For use on Caterpillar® Equipment

		Hose I.D.	Flange Size	A-Dia Inches	B-Drop Inches	Part No.
		1-1/4"	1-1/4"	2.12	1.50	4SH81-20x20
		1-1/2"	1-1/2"	2.50	1.75	4SH81-24x24

C  
GRIP CRIMP COUPLINGS  
D  
3 SERIES THERMOPLASTIC

## 4SH SERIES

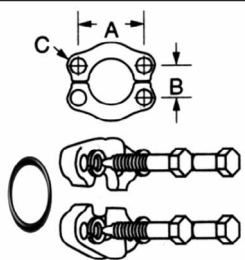
Extra Heavy Duty Flange - 90° Bend  
For use on Caterpillar® Equipment

		Hose I.D.	Flange Size	A-Dia Inches	B-Drop Inches	Part No.
		1-1/4"	1-1/4"	2.12	3.38	4SH82-20x20
		1-1/2"	1-1/2"	2.50	4.00	4SH82-24x24

E  
QUICK COUPLERS  
F  
REUSABLES, PUSH-IN, ACCESS.

## 4SH SERIES

Extra Heavy Duty Split Flange Kits

		Flange Size	A Inches	B Inches	C Inches	Complete Kit Part No.	D-Ring Part No.
		1-1/4"	2.63	1.25	17/32	SFKHD-20	D20
		1-1/2"	3.12	1.44	21/32	SFKHD-24	D24

G  
ADAPTERS  
H  
FABRICATION EQUIPMENT  
J  
THREAD ID TECHNICAL

Visit [www.couplamatic.com](http://www.couplamatic.com) or call your sales representative to get the most current crimp charts.

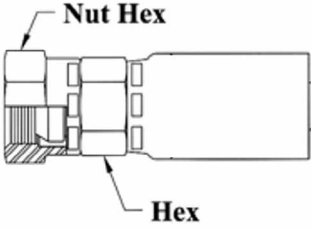
WWW.COUPLAMATIC.COM

# 3 SERIES THERMOPLASTIC COUPLINGS

Hydraulic hose ends for use with thermoplastic hydraulic hose. 100R7 (H7, H7NC, H7TL, H7TLNC, 100R8 (HS8, HS8NC) and 100R18 (R18). Coupling may be used in Couplamatic Systems Inc., Synflex, and Parker Hannifin Swage machines. Thermoplastic Couplings may be swaged or crimped.

Not for use on reduced OD 100R7

Trivalent Zinc Plating

HOSE A	3 SERIES		NPTF - Male Solid				Die 4540-	Pusher 4599-
	Hose I.D.	Pipe Size	Thread Size	Hex Size	Part No.			
VAR/CRIMP COUPLINGS B	1/8"	1/8"	1/8-27	1/2"	3-02102	302	MP023	
	1/8"	1/4"	1/4-18	5/8"	3-02104	302	MP026	
	3/16"	1/8"	1/8-27	9/16"	3-03102	303	MP001	
	3/16"	1/4"	1/4-18	11/16"	3-03104	303	MP004	
	1/4"	1/8"	1/8-27	5/8"	3-04102	304	MP002	
	1/4"	1/4"	1/4-18	11/16"	3-04104	304	MP004	
	1/4"	3/8"	3/8-18	3/4"	3-04106	304	MP005	
	5/16"	1/4"	1/4-18	11/16"	3-05104	305	MP004	
	5/16"	3/8"	3/8-18	3/4"	3-05106	305	MP005	
	3/8"	1/4"	1/4-18	3/4"	3-06104	306	MP005	
	3/8"	3/8"	3/8-18	3/4"	3-06106	306	MP005	
	3/8"	1/2"	1/2-14	15/16"	3-06108	306	MP009	
GRIP CRIMP COUPLINGS C	1/2"	3/8"	3/8-18	7/8"	3-08106	308	MP008	
	1/2"	1/2"	1/2-14	15/16"	3-08108	308	MP009	
	3/4"	3/4"	3/4-14	1-1/8"	3-12112	312	MP011	
	1"	1"	1-11 1/2	1-3/8"	3-16116	316	MP013	
3 SERIES THERMOPLASTIC D	<b>Sewer Hose Couplings</b>							
	3/4"	3/4"	3/4-14	1-1/8"	3H-12112		MP011	
	1"	1"	1-11 1/2	1-3/8"	3H-16116		MP013	
QUICK COUPLERS E	3 SERIES		NPTF - Male Swivel				Die 4540-	Pusher 4599-
	Hose I.D.	Pipe Size	Thread Size	Nut Hex	Part No.			
REUSABLE PUSHON ACCESS. F	1/8"	1/8"	1/8-27	1/2"	3-02142	302	MP027	
	3/16"	1/4"	1/4-18	11/16"	3-03144	303	MP003	
	1/4"	1/4"	1/4-18	11/16"	3-04144	304	MP003	
	3/8"	3/8"	3/8-18	3/4"	3-06146	306	MP006	
	1/2"	1/2"	1/2-14	15/16"	3-08148	308	MP010	
Swivel for installation purposes only. Leakage may occur at low pressure.								
ADAPTERS G	3 SERIES		NPSM - Female Swivel				Die 4540-	Pusher 4599-
	Hose I.D.	Pipe Size	Thread Size	Hex Size	Nut Hex	Part No.		
FABRICATION EQUIPMENT H	1/8"	1/4"	1/4-18	1/2"	3/4"	3-02244	302	FP002
	3/16"	1/4"	1/4-18	5/8"	3/4"	3-03244	303	FP002
	1/4"	1/4"	1/4-18	5/8"	3/4"	3-04244	304	FP002
	3/8"	3/8"	3/8-18	3/4"	7/8"	3-06246	306	FP004
	1/2"	1/2"	1/2-14	1"	1"	3-08248	308	FP018
THREAD ID TECHNICAL J								
WWW. COUPLAMATIC .COM								



# 3 SERIES THERMOPLASTIC COUPLINGS

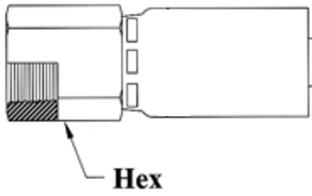
Hydraulic hose ends for use with thermoplastic hydraulic hose. 100R7 (H7, H7NC, H7TL, H7TLNC, 100R8 (HS8, HS8NC) and 100R18 (R18). Coupling may be used in Couplamatic Systems Inc., Synflex, and Parker Hannifin Swage machines. Thermoplastic Couplings may be swaged or crimped.

Not for use on reduced OD 100R7

Trivalent Zinc Plating

## 3 SERIES

## NPTF - Female Solid

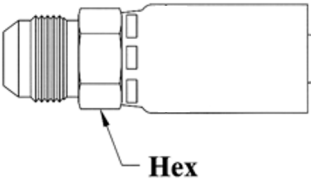
	Hose I.D.	Pipe Size	Thread Size	Hex Size	Part No.	Die 4540-	Pusher 4599-
	1/4"	1/4"	1/4-18	3/4"	3-04204	304	FP002

A  
HOSE

B  
VAR-CRIMP  
COUPLINGS

## 3 SERIES

## JIC 37° - Male Solid

	Hose I.D.	Thread Size	Tube OD	Hex Size	Part No.	Die 4540-	Pusher 4599-
	3/16"	7/16-20	1/4"	9/16"	3-03504	303	MP001
	1/4"	7/16-20	1/4"	5/8"	3-04504	304	MP002
	1/4"	1/2-20	5/16"	5/8"	3-04505	304	MP002
	1/4"	9/16-18	3/8"	3/4"	3-04506	304	MP005
	5/16"	9/16-18	3/8"	11/16"	3-05506	305	MP004
	3/8"	9/16-18	3/8"	3/4"	3-06506	306	MP005
	3/8"	3/4-16	1/2"	13/16"	3-06508	306	MP007
	1/2"	3/4-16	1/2"	7/8"	3-08508	308	MP008
	1/2"	7/8-14	5/8"	15/16"	3-08510	308	MP009
	3/4"	1-1/16x12	3/4"	1-1/8"	3-12512	312	MP011

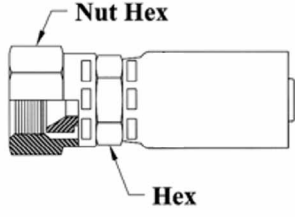
C  
GRIP CRIMP  
COUPLINGS

D  
3 SERIES  
THERMOPLASTIC

E  
QUICK-  
COUPLERS

## 3 SERIES

## JIC 37° - Female Swivel

	Hose I.D.	Thread Size	Tube OD	Hex Size	Nut Hex	Part No.	Die 4540-	Pusher 4599-
	1/8"	7/16-20	1/4"	1/2"	5/8"	3-02544	302	FP010
	3/16"	7/16-20	1/4"	9/16"	5/8"	3-03544	303	FP011
	1/4"	7/16-20	1/4"	5/8"	5/8"	3-04544	304	FP012
	1/4"	1/2-20	5/16"	5/8"	3/4"	3-04545	304	FP013
	1/4"	9/16-18	3/8"	5/8"	3/4"	3-04546	304	FP013
	5/16"	1/2-20	5/16"	5/8"	3/4"	3-05545	305	FP013
	5/16"	9/16-18	3/8"	5/8"	3/4"	3-05546	305	FP013
	3/8"	9/16-18	3/8"	3/4"	3/4"	3-06546	306	FP015
	3/8"	3/4-16	1/2"	3/4"	15/16"	3-06548	306	FP005
	1/2"	3/4-16	1/2"	7/8"	15/16"	3-08548	308	FP016
	1/2"	7/8-14	5/8"	7/8"	1-1/16"	3-08550	308	FP006
	3/4"	1-1/16-12	3/4"	1-1/8"	1-1/4"	3-12552	312	FP008

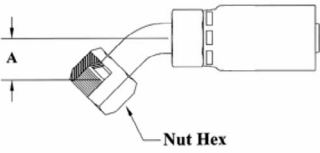
F  
REUSABLES,  
PUSHION, ACCESS.

G  
ADAPTERS

H  
FABRICATION  
EQUIPMENT

## 3 SERIES

## JIC/SAE Dual Seat - 45° Female Swivel

	Hose I.D.	Thread Size	Tube OD	A-Drop Inches	Nut Hex	Part No.	Die 4540-	Pusher 4599-
	3/16"	7/16-20	1/4"	0.47	9/16"	3-03604	303	TP204
	1/4"	1/2-20	5/16"	0.53	5/8"	3-04605	304	TP205
	3/8"	9/16-18	3/8"	0.59	11/16"	3-06606*	306	TP206
	3/8"	3/4-16	1/2"	0.71	7/8"	3-06608	306	TP208
	1/2"	3/4-16	1/2"	0.71	7/8"	3-08608	308	TP308
	1/2"	7/8-14	5/8"	0.84	1"	3-08610	308	TP310

\*JIC Seat and thread only

J  
THREAD ID  
TECHNICAL

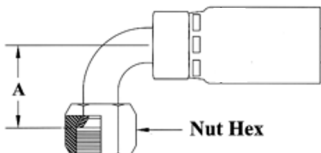
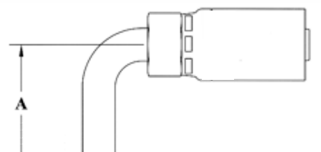
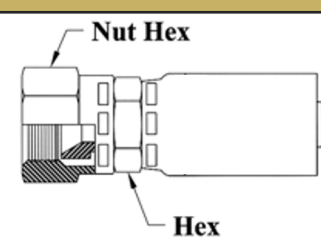
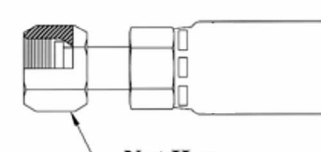
WWW.  
COUPLAMATIC  
.COM

# 3 SERIES THERMOPLASTIC COUPLINGS

Hydraulic hose ends for use with thermoplastic hydraulic hose. 100R7 (H7, H7NC, H7TL, H7TLNC, 100R8 (HS8, HS8NC) and 100R18 (R18). Coupling may be used in Couplamatic Systems Inc., Synflex, and Parker Hannifin Swage machines. Thermoplastic Couplings may be swaged or crimped.

Not for use on reduced OD 100R7

Trivalent Zinc Plating

A HOSE	3 SERIES JIC/SAE Dual Seat - 90° Female Swivel						Part No.	Die 4540-	Pusher 4599-
	Hose I.D.	Thread Size	Tube OD	A-Drop Inches	Nut Hex				
B VAR CRIMP COUPLINGS		3/16"	7/16-20	1/4"	0.81	9/16"	3-03644	303	TP204
		1/4"	7/16-20	1/4"	0.81	9/16"	3-04644	304	TP204
		1/4"	1/2-20	5/16"	0.83	5/8"	3-04645	304	TP205
		1/4"	9/16-18	3/8"	0.91	11/16"	3-04646*	304	TP206
		5/16"	9/16-18	3/8"	0.91	11/16"	3-05646*	305	TP206
		3/8"	9/16-18	3/8"	0.91	11/16"	3-06646*	306	TP206
		3/8"	3/4-16	1/2"	1.15	7/8"	3-06648	306	TP208
		1/2"	3/4-16	1/2"	1.15	7/8"	3-08648	308	TP308
		1/2"	7/8-14	5/8"	1.23	1"	3-08650	308	TP310
		*JIC Seat and thread only							
C GRIP CRIMP COUPLINGS									
D 3 SERIES THERMOPLASTIC	3 SERIES JIC/SAE Dual Seat - 90° Female Swivel Long Drop						Part No.	Die 4540-	Pusher 4599-
	Hose I.D.	Thread Size	Tube OD	A-Drop Inches	Nut Hex				
E QUICK COUPLERS		1/4"	7/16-20	1/4"	1.80	9/16"	3-04844	304	TP204
		1/4"	1/2-20	5/16"	1.77	5/8"	3-04845	304	TP205
		3/8"	9/16-18	3/8"	2.18	11/16"	3-06846*	306	TP206
		3/8"	3/4-16	1/2"	2.50	7/8"	3-06848	306	TP208
		1/2"	7/8-14	5/8"	2.75	1"	3-08850	308	TP310
		*JIC Seat and thread only							
F REUSABLE PUSHON ACCESS.	3 SERIES SAE 45° - Female Swivel						Part No.	Die 4540-	Pusher 4599-
Hose I.D.	Thread Size	Tube OD	Hex Size	Nut Hex					
G ADAPTERS		3/8"	5/8-18	3/8"	3/4"	3/4"	3-06A06	306	FP014
H FABRICATION EQUIPMENT	3 SERIES O-Ring Face Seal (ORF) - Female Swivel						Part No.	Die 4540-	Pusher 4599-
	Hose I.D.	Thread Size	Tube OD	Nut Hex					
J THREAD ID TECHNICAL		1/8"	9/16-18	1/4"	11/16"		3-02404	302	MP045
		1/4"	9/16-18	1/4"	11/16"		3-04404	304	MP045
		5/16"	11/16-16	3/8"	13/16"		3-05406	305	MP037
		3/8"	11/16-16	3/8"	13/16"		3-06406	306	MP037
		1/2"	13/16-16	1/2"	15/16"		3-08408	308	MP046
WWW.COULAMATIC.COM									

# 3 SERIES THERMOPLASTIC COUPLINGS

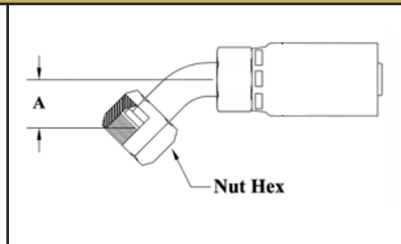
Hydraulic hose ends for use with thermoplastic hydraulic hose. 100R7 (H7, H7NC, H7TL, H7TLNC, 100R8 (HS8, HS8NC) and 100R18 (R18). Coupling may be used in Couplamatic Systems Inc., Synflex, and Parker Hannifin Swage machines. Thermoplastic Couplings may be swaged or crimped.

Not for use on reduced OD 100R7

Trivalent Zinc Plating

## 3 SERIES

O-Ring Face Seal (ORF) -  
45° Female Swivel



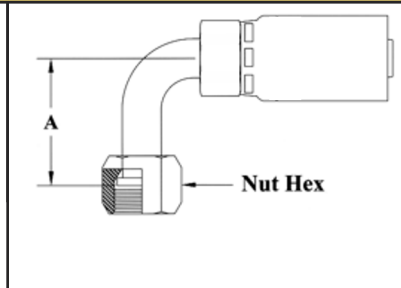
Hose I.D.	Thread Size	Tube OD	A-Drop Inches	Nut Hex	Part No.	Die 4540-	Pusher 4599-
1/4"	9/16-18	1/4"	.40	11/16"	3-04444	304	TP204
3/8"	11/16-16	3/8"	.44	13/16"	3-06446	306	TP206
1/2"	13/16-16	1/2"	.59	15/16"	3-08448	308	TP308

A  
HOSE

B  
VAR-CRIMP  
COUPLINGS

## 3 SERIES

O-Ring Face Seal (ORF) -  
90° Female Swivel



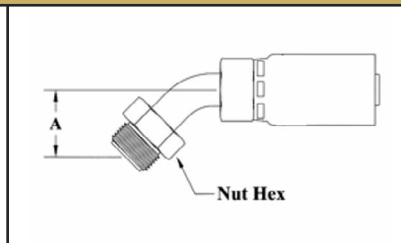
Hose I.D.	Thread Size	Tube OD	A-Drop Inches	Nut Hex	Part No.	Die 4540-	Pusher 4599-
1/4"	9/16-18	1/4"	0.78	11/16"	3-04474	304	TP204
5/16"	11/16-16	3/8"	0.90	13/16"	3-05476	305	TP206
3/8"	11/16-16	3/8"	0.90	13/16"	3-06476	306	TP206
1/2"	13/16-16	1/2"	1.15	15/16"	3-08478	308	TP308

C  
GRIP CRIMP  
COUPLINGS

D  
3 SERIES  
THERMOPLASTIC

## 3 SERIES

Male Inverted Flare - 45°



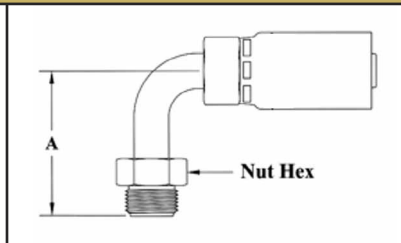
Hose I.D.	Thread Size	Tube OD	A-Drop Inches	Nut Hex	Part No.	Die 4540-	Pusher 4599-
3/8"	5/8-18	3/8"	0.97	5/8"	3-06C46	306	TP206

E  
QUICK  
COUPLERS

F  
REUSABLES,  
PUSHON, ACCESS.

## 3 SERIES

Male Inverted Flare - 90°



Hose I.D.	Thread Size	Tube OD	A-Drop Inches	Nut Hex	Part No.	Die 4540-	Pusher 4599-
3/8"	5/8-18	3/8"	1.66	5/8"	3-06C76	306	TP206

G  
ADAPTERS

H  
FABRICATION  
EQUIPMENT

J  
THREAD ID  
TECHNICAL

Visit [www.couplamatic.com](http://www.couplamatic.com) or call your sales representative to get the most current crimp charts.

WWW.  
COUPLAMATIC  
.COM

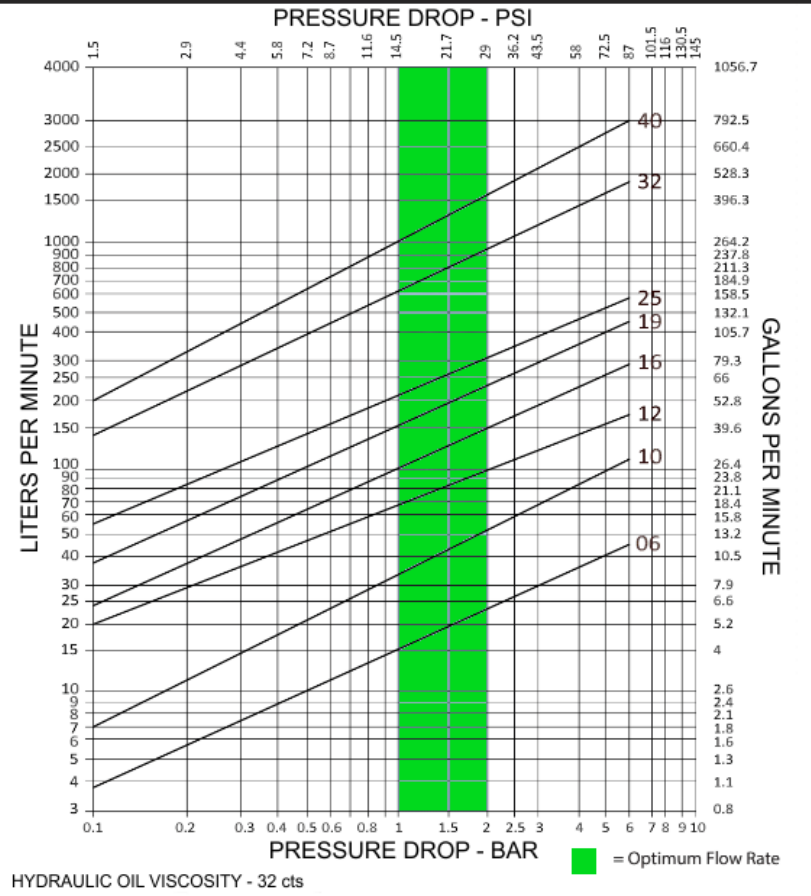
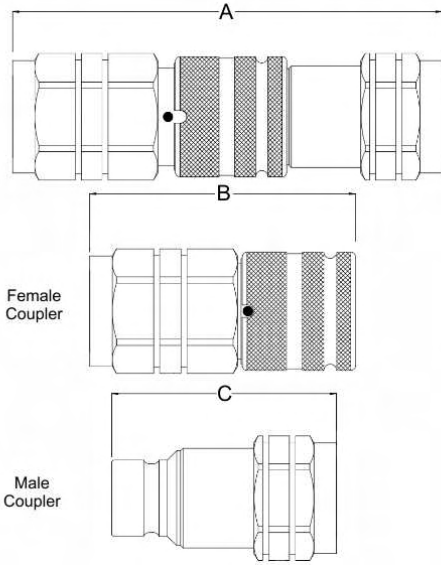
# HYDRAULIC QUICK COUPLERS

## FF Series ISO 16028 Flat Face Couplers

FF Series Flat Face Couplers prevent fluid loss during disconnection and allow minimal inclusion of contaminants during connection. They have nitrile seals and are zinc nickel plated for higher corrosion resistance. A safety locking sleeve prevents accidental disconnection. -40°F (-40°C) to 223°F (106°C). Applications: Industrial, Ag, Mining, leak free environments, high pressure pulse, and hammer circuits.

Zinc Nickel Plating

- A HOSE
- B VARI-CRIMP COUPLINGS
- C GRIP-CRIMP COUPLINGS
- D 3 SERIES THERMOPLASTIC
- E QUICK COUPLERS
- F REUSABLES, PUSH-ON, ACCESS.
- G ADAPTERS
- H FABRICATION EQUIPMENT
- J THREAD ID TECHNICAL
- WWW.COUPPLAMATIC.COM



## FF Series ISO 16028 Flat Face Couplers

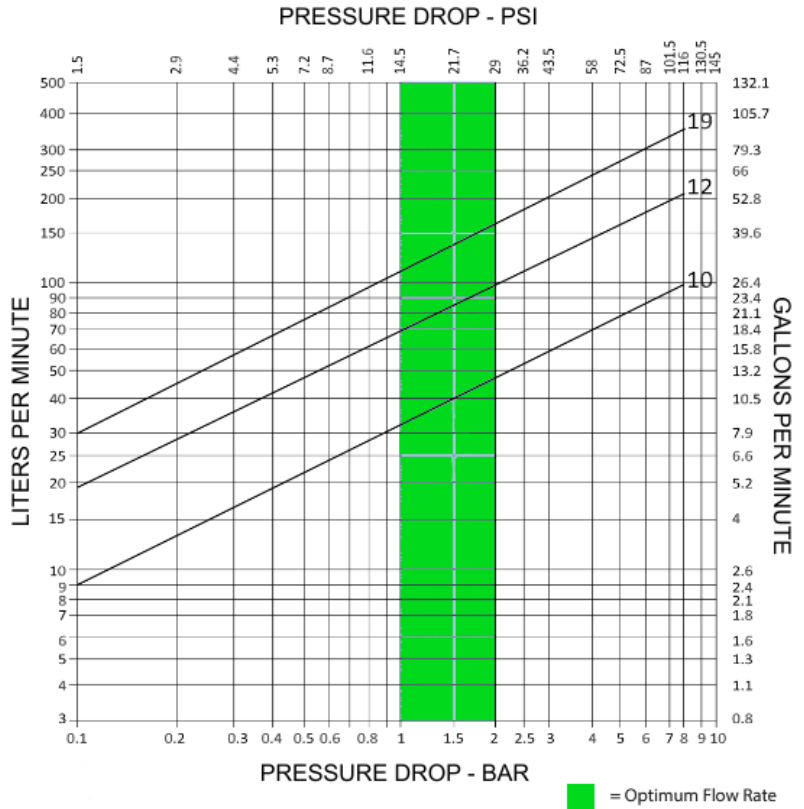
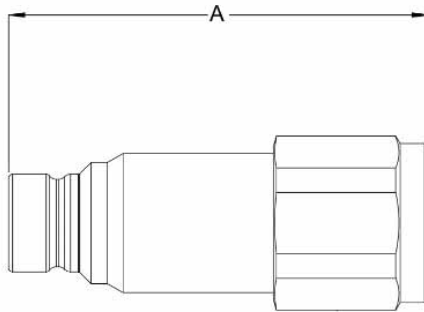
Body Size	Body Size (ISO)	Coupler Gender	Thread Size	Working Pressure	Coupled Burst	Female Burst	Male Burst	"A" Length	"B" Length	"C" Length	Part Number	Quick Order #
3/8	10	Female	3/8-18 NPT	5075	21750	15950	15225	4.5	2.7	--	QC-FF10-F-06N	HQC-024
3/8	10	Male	3/8-18 NPT	5075	21750	15950	15225	4.5	--	2.4	QC-FF10-M-06N	HQC-026
3/8	10	Female	9/16x18 SAE	5075	21750	15950	15225	4.5	2.7	--	QC-FF10-F-06S	HQC-025
3/8	10	Male	9/16x18 SAE	5075	21750	15950	15225	4.5	--	2.4	QC-FF10-M-06S	HQC-027
1/2	12	Female	1/2-14 NPT	5075	17400	15225	14500	5.4	3.3	--	QC-FF12-F-08N	HQC-028
1/2	12	Male	1/2-14 NPT	5075	17400	15225	14500	5.4	--	2.8	QC-FF12-M-08N	HQC-033
1/2	12	Female	3/4-14 NPT	5075	17400	15225	14500	5.4	3.3	--	QC-FF12-F-12N	HQC-031
1/2	12	Male	3/4-14 NPT	5075	17400	15225	14500	5.4	--	2.8	QC-FF12-M-12N	HQC-036
1/2	12	Female	3/4x16 SAE	5075	17400	15225	14500	5.4	3.3	--	QC-FF12-F-08S	HQC-029
1/2	12	Male	3/4x16 SAE	5075	17400	15225	14500	5.4	--	2.8	QC-FF12-M-08S	HQC-034
1/2	12	Female	7/8x14 SAE	5075	17400	15225	14500	5.4	3.3	--	QC-FF12-F-10S	HQC-030
1/2	12	Male	7/8x14 SAE	5075	17400	15225	14500	5.4	--	2.8	QC-FF12-M-10S	HQC-035
1/2	12	Female	1-1/16x12 SAE	5075	17400	15225	14500	5.4	3.3	--	QC-FF12-F-12S	HQC-032
1/2	12	Male	1-1/16x12 SAE	5075	17400	15225	14500	5.4	--	2.8	QC-FF12-M-12S	HQC-037
3/4	19	Female	3/4-14 NPT	5075	21025	15225	15225	6.4	3.9	--	QC-FF19-F-12N	HQC-038
3/4	19	Male	3/4-14 NPT	5075	21025	15225	15225	6.4	--	3.3	QC-FF19-M-12N	HQC-040
3/4	19	Female	1-1/16x12 SAE	5075	21025	15225	15225	6.4	3.9	--	QC-FF19-F-12S	HQC-039
3/4	19	Male	1-1/16x12 SAE	5075	21025	15225	15225	6.4	--	3.3	QC-FF19-M-12S	HQC-041
1	25	Female	1-11 1/2 NPT	3770	11600	11600	11600	6.8	4.2	--	QC-FF25-F-16N	HQC-042
1	25	Male	1-11 1/2 NPT	3770	11600	11600	11600	6.8	--	3.6	QC-FF25-M-16N	HQC-044
1	25	Female	1-5/16x12 SAE	3770	11600	11600	11600	6.8	4.2	--	QC-FF25-F-16S	HQC-043
1	25	Male	1-5/16x12 SAE	3770	11600	11600	11600	6.8	--	3.6	QC-FF25-M-16S	HQC-045

# HYDRAULIC QUICK COUPLERS

## CPFF Series Connect Under Pressure Flat Face Couplers

CPFF Series Flat Face Couplers are designed to connect under pressure (male half) by hand up to 5075 PSI (350 bar). They connect to the FF Series Female couplers. They also prevent fluid loss during disconnection and allow minimal inclusion of contaminants during connection. They have nitrile seals and are zinc nickel plated for higher corrosion resistance. -40°F (-40°C) to 223°F (106°C). Applications: Industrial, Ag, Mining, leak free environments, high pressure pulse, and hammer circuits.

Zinc Nickel Plating



### CPFF Series Connect Under Pressure Flat Face Couplers

Body Size	Body Size (ISO)	Coupler Gender	Thread Size	Working Pressure	Coupled Burst	Male Burst	"A" Length	Part Number	Quick Order #
1/2	12	Male	1/2-14 NPT	5075	17400	21750	4.1	QC-CPFF12-M-08N	HQC-015
1/2	12	Male	3/4-14 NPT	5075	17400	21750	4.1	QC-CPFF12-M-12N	HQC-018
1/2	12	Male	3/4x16 SAE	5075	17400	21750	4.1	QC-CPFF12-M-08S	HQC-016
1/2	12	Male	7/8x14 SAE	5075	17400	21750	4.1	QC-CPFF12-M-10S	HQC-017
1/2	12	Male	1-1/16x12 SAE	5075	17400	21750	4.1	QC-CPFF12-M-12S	HQC-019

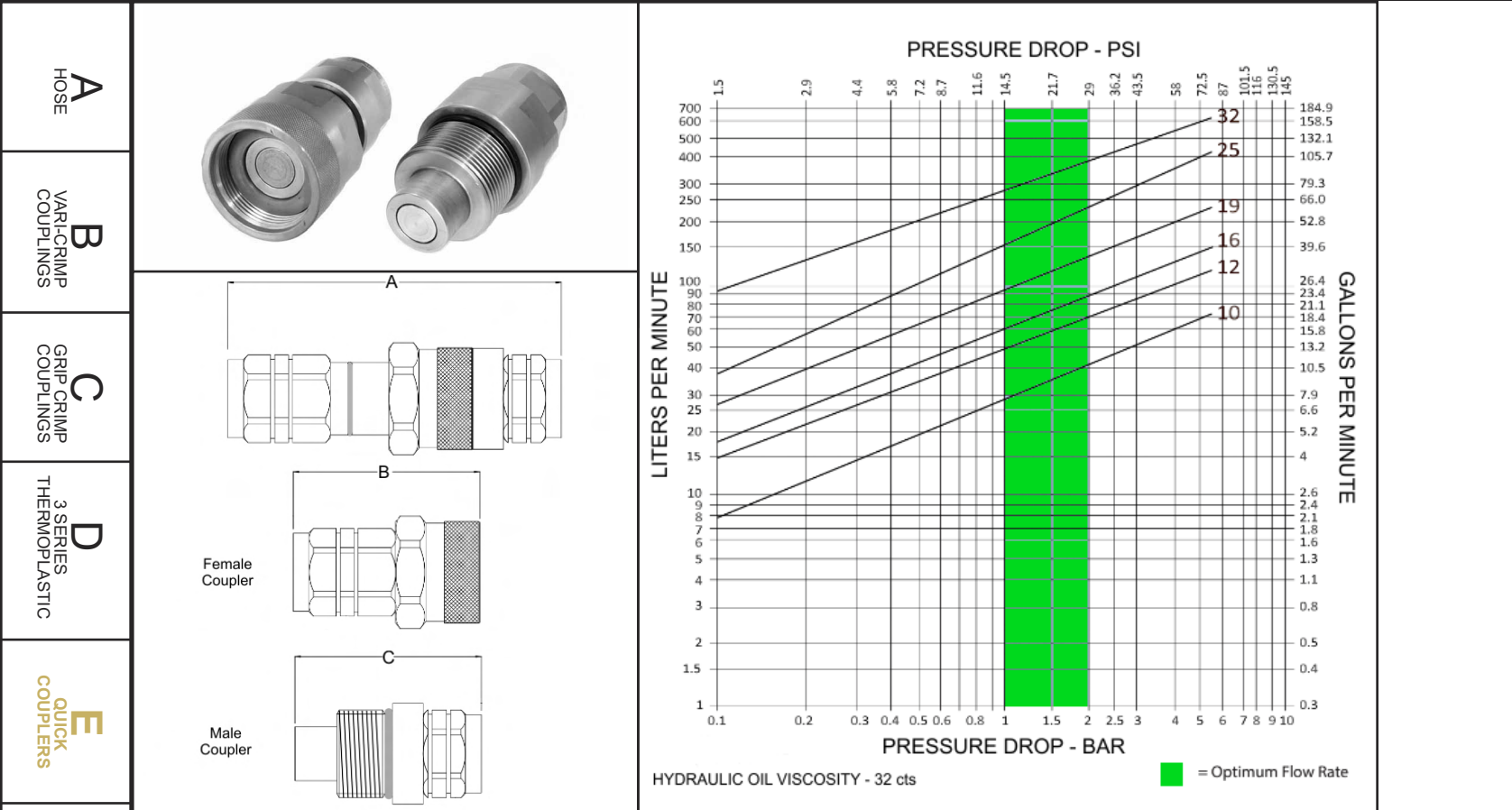
- A HOSE
- B VARI-CRIMP COUPLINGS
- C GRIP CRIMP COUPLINGS
- D 3 SERIES THERMOPLASTIC
- E QUICK COUPLERS
- F REUSABLES, PUSHON, ACCESS.
- G ADAPTERS
- H FABRICATION EQUIPMENT
- J THREAD ID TECHNICAL
- WWW.COUPLAMATIC.COM

# HYDRAULIC QUICK COUPLERS

## SCFF Series Screw Connect Flat Face Couplers

SCFF Series Screw Connect Flat Face Couplers prevent fluid loss during disconnection and allow minimal inclusion of contaminants during connection. The screw connection strengthens the coupler and allows connection and disconnection with residual pressure in the circuit. They have nitrile seals and are zinc nickel plated for higher corrosion resistance. -40°F (-40°C) to 223°F (106°C). Applications: Industrial, Ag, Mining, leak free environments, high pressure pulse, and hammer circuits.

Zinc Nickel Plating



## SCFF Series Screw Connect Flat Face Couplers

Body Size	Body Size (ISO)	Coupler Gender	Thread Size	Working Pressure	Coupled Burst	Female Burst	Male Burst	"A" Length	"B" Length	"C" Length	Part Number	Quick Order #
1/2	12	Female	1/2-14 NPT	7975	20300	14500	20300	6.0	3.3	--	QC-SCFF12-F-08N	HQC-088
1/2	12	Male	1/2-14 NPT	7975	20300	14500	20300	6.0	--	3.3	QC-SCFF12-M-08N	HQC-090
1/2	12	Female	1-1/16x12 SAE	7975	20300	14500	20300	6.0	3.3	--	QC-SCFF12-F-12S	HQC-089
1/2	12	Male	1-1/16x12 SAE	7975	20300	14500	20300	6.0	--	3.3	QC-SCFF12-M-12S	HQC-091
3/4	19	Female	3/4-14 NPT	7250	20300	15225	20300	7.6	4.0	--	QC-SCFF19-F-12N	HQC-092
3/4	19	Male	3/4-14 NPT	7250	20300	15225	20300	7.6	--	4.5	QC-SCFF19-M-12N	HQC-094
3/4	19	Female	1-1/16x12 SAE	7250	20300	15225	20300	7.6	4.0	--	QC-SCFF19-F-12S	HQC-093
3/4	19	Male	1-1/16x12 SAE	7250	20300	15225	20300	7.6	--	4.5	QC-SCFF19-M-12S	HQC-095

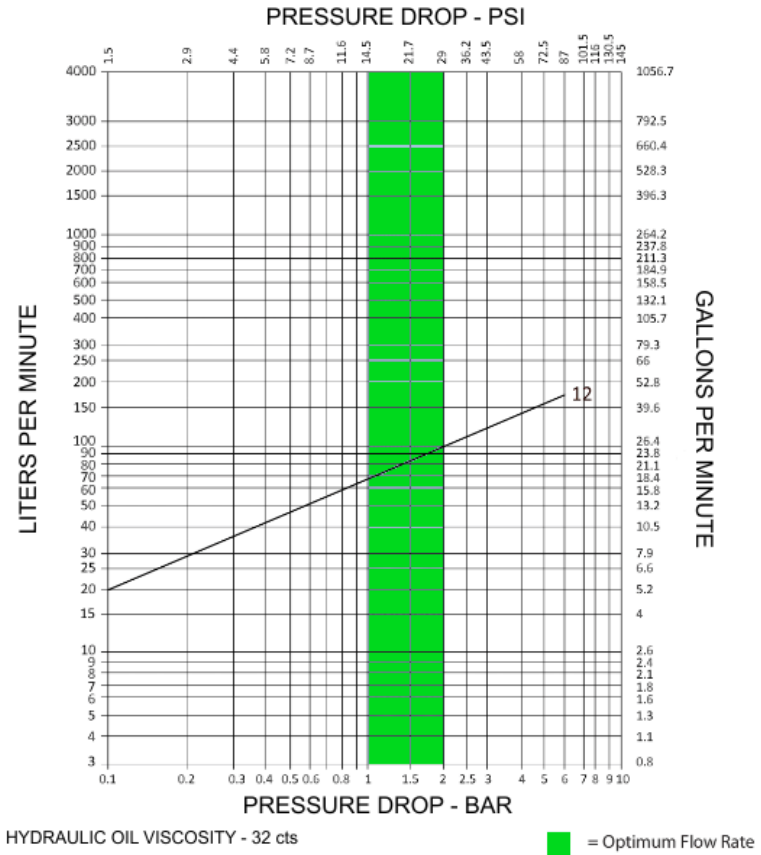
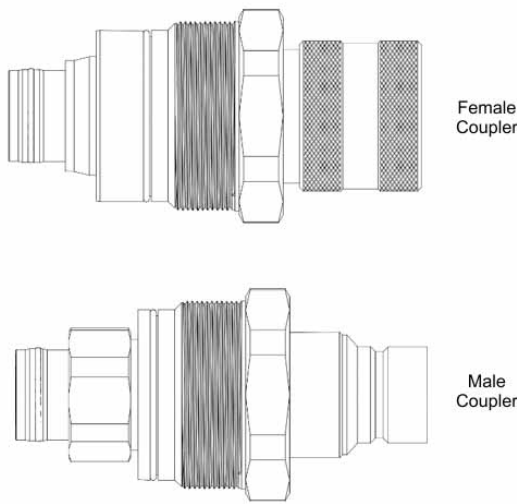
A HOSE  
B VARI-CRIMP COUPLINGS  
C GRIP CRIMP COUPLINGS  
D 3 SERIES THERMOPLASTIC COUPLERS  
E QUICK COUPLERS  
F REUSABLES, PUSH-ON, ACCESS.  
G ADAPTERS  
H FABRICATION EQUIPMENT  
J THREAD ID TECHNICAL  
WWW.COUPPLAMATIC.COM

# HYDRAULIC QUICK COUPLERS

## CRTG Series Replacement Cartridge Couplers

The CRTG Series is a replacement flat face cartridge coupler for the 4BD4FH and 4BD4FI blocks. The cartridges are designed for quick changeovers of attachments on skid steer loaders, backhoes, and other utility vehicles. The female coupler has an internal decompression design that allows depressurization when disconnected. The male is designed to connect under pressure. -40°F (-40°C) to 223°F (106°C). Nitrile seals.

Zinc Nickel Plating



## CRTG Series Replacement Cartridge Couplers

Body Size	Body Size (ISO)	Coupler Gender	Block Number	Cartridge Thread	Working Pressure	Coupled Burst	Female Burst	Male Burst	Part Number	Quick Order #
1/2	12	Female	4BD4FI	46mm	5075	18125	18125	18125	QC-CRTG12-F-M46	HQC-020
1/2	12	Male	4BD4FI	46mm	5075	18125	18125	18125	QC-CRTG12-M-M46	HQC-022
1/2	12	Female	4BD4FH	48mm	5075	18125	18125	18125	QC-CRTG12-F-M48	HQC-021
1/2	12	Male	4BD4FH	48mm	5075	18125	18125	18125	QC-CRTG12-M-M48	HQC-023

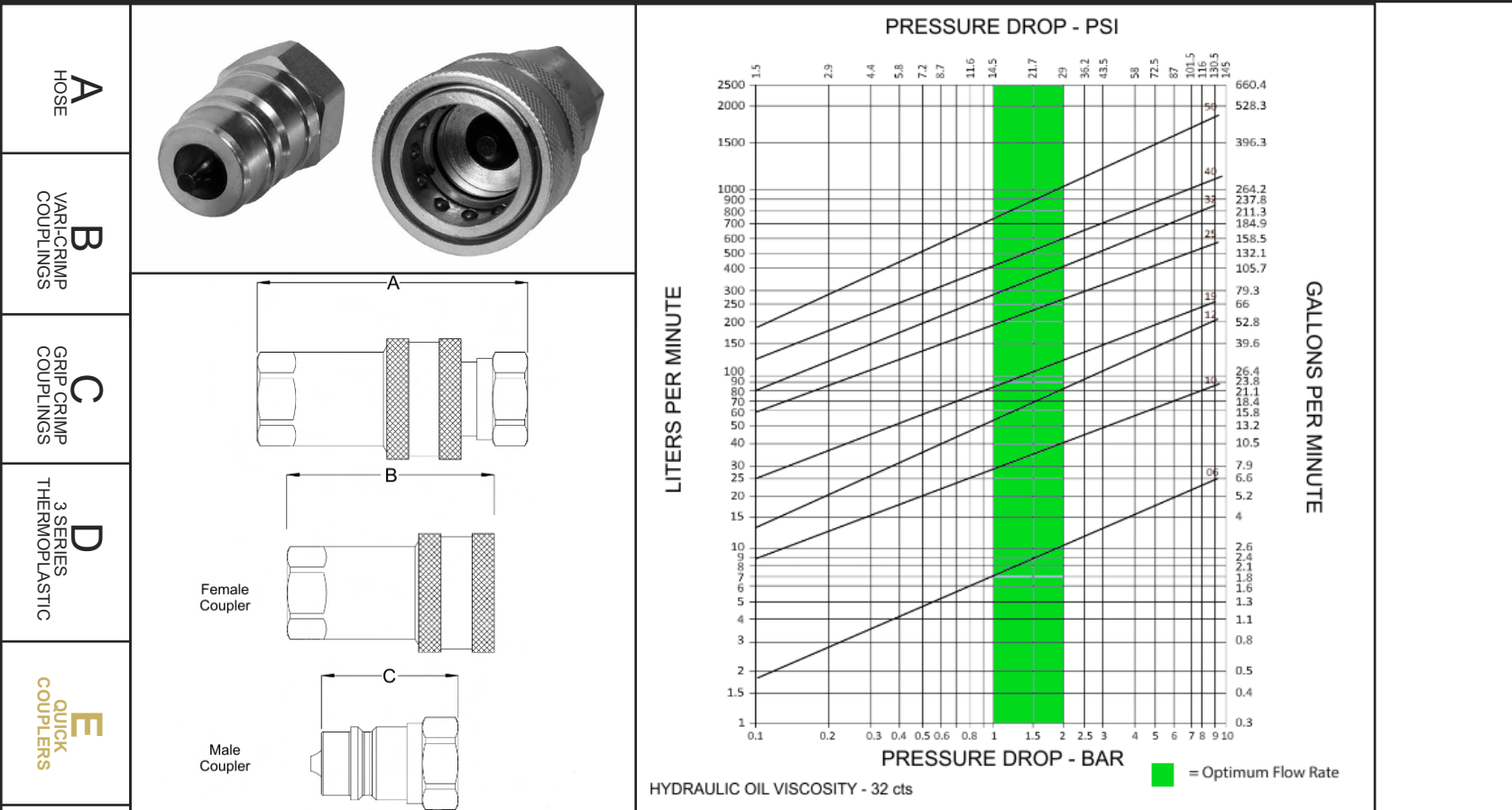
- A** HOSE
- B** VARI-CRIMP COUPLINGS
- C** GRIP CRIMP COUPLINGS
- D** 3 SERIES THERMOPLASTIC
- E** QUICK COUPLERS
- F** REUSABLES, PUSHON, ACCESS.
- G** ADAPTERS
- H** FABRICATION EQUIPMENT
- J** THREAD ID TECHNICAL
- WWW.COUPLAMATIC.COM

# HYDRAULIC QUICK COUPLERS

## ISO A Series Hydraulic Quick Couplers

ISO A Series Couplers are made to the ISO 7241:2014 Series A Standard. They are a high quality product with nitrile seals and balanced spings in the poppets. -40°F (-40°C) to 223°F (106°C). Applications: Industrial, Ag, and Mobile.

Zinc Plating



ISO A Series Couplers												
Body Size	Body Size (ISO)	Coupler Gender	Thread Size	Working Pressure	Coupled Burst	Female Burst	Male Burst	"A" Length	"B" Length	"C" Length	Part Number	Quick Order #
1/4	06	Female	1/4-18 NPT	5800	31900	26100	27550	2.8	1.9	--	QC-ISOA06-F-04N	HQC-046
1/4	06	Male	1/4-18 NPT	5800	31900	26100	27550	2.8	--	1.4	QC-ISOA06-M-04N	HQC-047
3/8	10	Female	3/8-18 NPT	5075	26100	23200	24650	3.0	2.2	--	QC-ISOA10-F-06N	HQC-048
3/8	10	Male	3/8-18 NPT	5075	26100	23200	24650	3.0	--	1.4	QC-ISOA10-M-06N	HQC-050
3/8	10	Female	9/16x18 SAE	5075	26100	23200	24650	3.0	2.2	--	QC-ISOA10-F-06S	HQC-049
3/8	10	Male	9/16x18 SAE	5075	26100	23200	24650	3.0	--	1.4	QC-ISOA10-M-06S	HQC-051
1/2	12	Female	1/2-14 NPT	4640	18850	20300	21750	3.5	2.6	--	QC-AGPT12-F-08N	HQC-007
1/2	12	Male	1/2-14 NPT	4640	18850	20300	21750	3.5	--	1.7	QC-AGPT12-M-08N	HQC-010
1/2	12	Female	3/4x16 SAE	4640	18850	20300	21750	3.5	2.6	--	QC-AGPT12-F-08S	HQC-008
1/2	12	Male	3/4x16 SAE	4640	18850	20300	21750	3.5	--	1.7	QC-AGPT12-M-08S	HQC-011
1/2	12	Female	7/8x14 SAE	4640	18850	20300	21750	3.5	2.6	--	QC-AGPT12-F-10S	HQC-009
1/2	12	Male	7/8x14 SAE	4640	18850	20300	21750	3.5	--	1.7	QC-AGPT12-M-10S	HQC-012
3/4	19	Female	3/4-14 NPT	4350	18850	17400	18850	4.4	3.1	--	QC-ISOA19-F-12N	HQC-052
3/4	19	Male	3/4-14 NPT	4350	18850	17400	18850	4.4	--	2.2	QC-ISOA19-M-12N	HQC-054
3/4	19	Female	1-1/16x12 SAE	4350	18850	17400	18850	4.4	3.1	--	QC-ISOA19-F-12S	HQC-053
3/4	19	Male	1-1/16x12 SAE	4350	18850	17400	18850	4.4	--	2.2	QC-ISOA19-M-12S	HQC-055
1	25	Female	1-11 1/2 NPT	3625	17400	14500	15950	4.7	3.7	--	QC-ISOA25-F-16N	HQC-056
1	25	Male	1-11 1/2 NPT	3625	17400	14500	15950	4.7	--	2.4	QC-ISOA25-M-16N	HQC-057

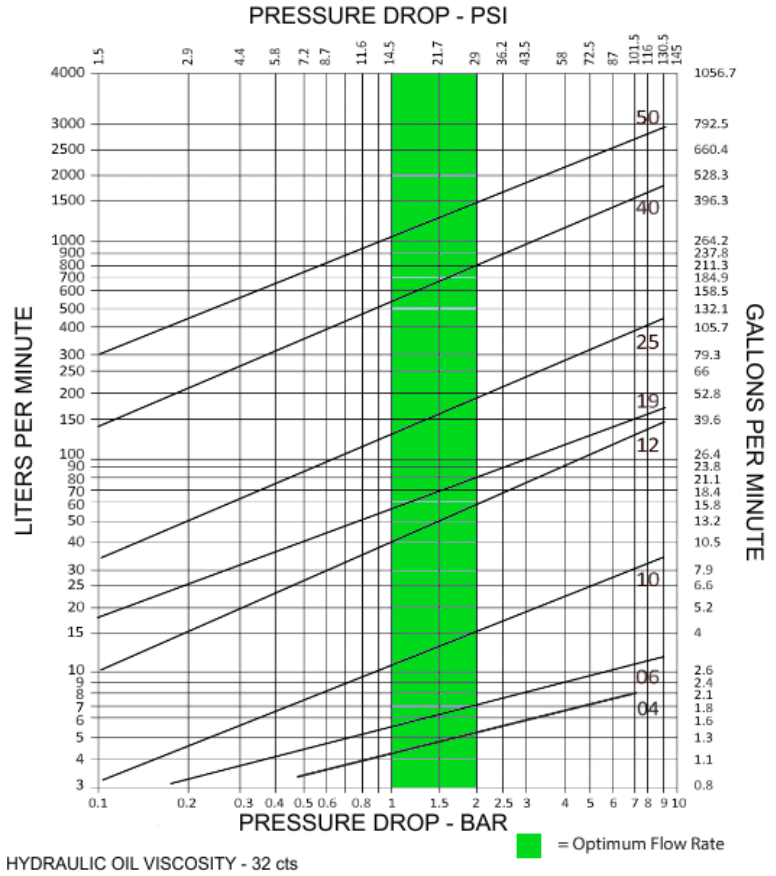
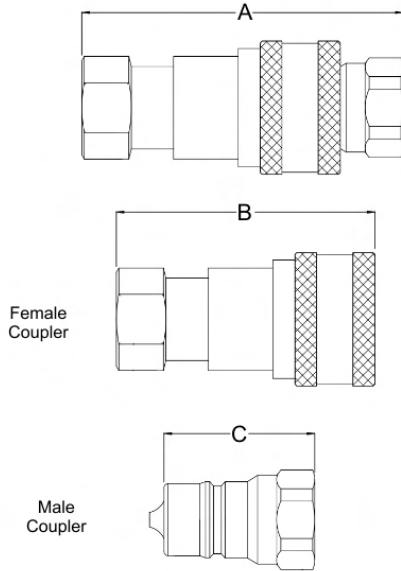



# HYDRAULIC QUICK COUPLERS

## ISO B Series Hydraulic Quick Couplers

ISO B Series Couplers are made to the ISO 7241:2014 Series B Standard. They are a high quality product with nitrile seals and balanced spings in the poppets. -40°F (-40°C) to 223°F (106°C). SSIB ISO B Couplers are made from 316 stainless steel with viton seals. -4°F (-20°C) to 392°F (200°C). BRIB ISO B Couplers are made from brass with viton seals. -4°F (-20°C) to 392°F (200°C)  
 Applications: Industrial, Ag, and Mobile.

Zinc Plating (ISO B)



- A HOSE
- B VAR-CRIMP COUPLINGS
- C GRIP CRIMP COUPLINGS
- D 3 SERIES THERMOPLASTIC
- E QUICK COUPLERS
- F REUSABLES, PUSH-ON, ACCESS.
- G ADAPTERS
- H FABRICATION EQUIPMENT
- J THREAD ID TECHNICAL
- WWW.COUPLAMATIC.COM

### ISO B Series Couplers

Body Size	Body Size (ISO)	Coupler Gender	Thread Size	Working Pressure	Coupled Burst	Female Burst	Male Burst	"A" Length	"B" Length	"C" Length	Part Number	Quick Order #
1/4	06	Female	1/4-18 NPT	5800	25375	26100	24650	2.9	2.3	--	QC-ISOB06-F-04N	HQC-058
1/4	06	Male	1/4-18 NPT	5800	25375	26100	24650	2.9	--	1.4	QC-ISOB06-M-04N	HQC-059
3/8	10	Female	3/8-18 NPT	5075	21750	22475	21750	3.2	2.6	--	QC-ISOB10-F-06N	HQC-060
3/8	10	Male	3/8-18 NPT	5075	21750	22475	21750	3.2	--	1.6	QC-ISOB10-M-06N	HQC-061
1/2	12	Female	1/2-14 NPT	4350	19140	20300	19575	3.7	2.9	--	QC-ISOB12-F-08N	HQC-062
1/2	12	Male	1/2-14 NPT	4350	19140	20300	19575	3.7	--	1.8	QC-ISOB12-M-08N	HQC-063
3/4	19	Female	3/4-14 NPT	4350	17400	19575	18850	4.4	3.6	--	QC-ISOB19-F-12N	HQC-064
3/4	19	Male	3/4-14 NPT	4350	17400	19575	18850	4.4	--	2.2	QC-ISOB19-M-12N	HQC-065
1	25	Female	1-11 1/2 NPT	4060	16675	15950	15370	5.0	4.1	--	QC-ISOB25-F-16N	HQC-066
1	25	Male	1-11 1/2 NPT	4060	16675	15950	15370	5.0	--	2.5	QC-ISOB25-M-16N	HQC-067

### Brass ISO B Series Couplers

1/4	06	Female	1/4-18 NPT	3045	10657	10657	9932	2.9	2.3	--	QC-BRIB06-F-04N	HQC-013
1/4	06	Male	1/4-18 NPT	3045	10657	10657	9932	2.9	--	1.4	QC-BRIB06-M-04N	HQC-014

### Stainless ISO B Series Couplers


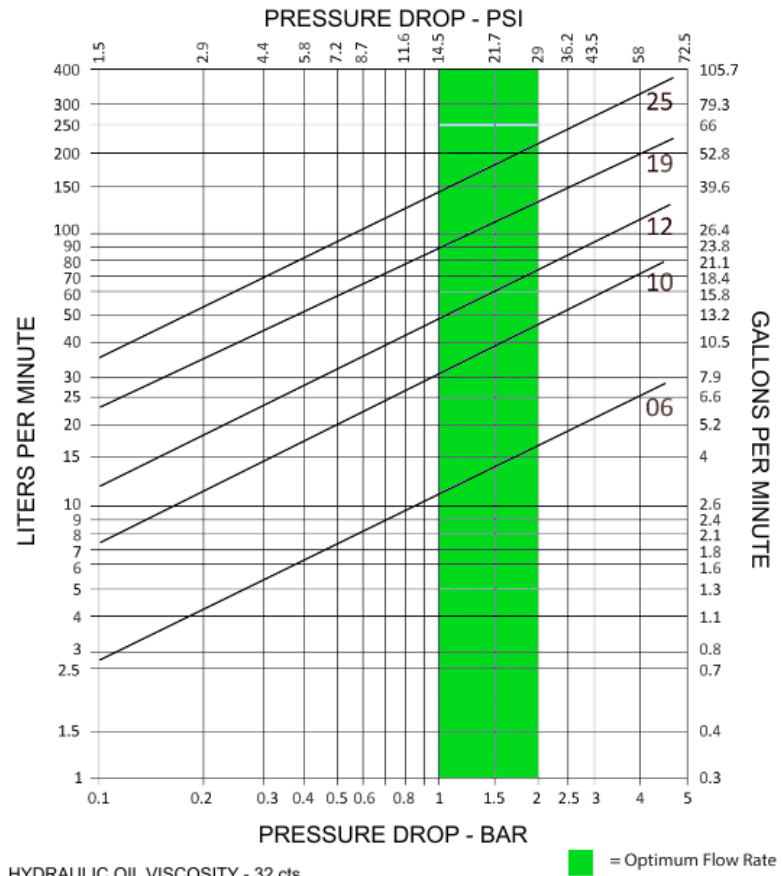
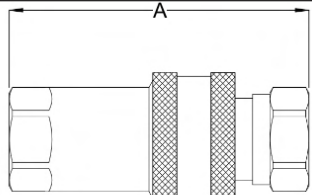
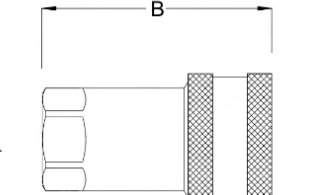
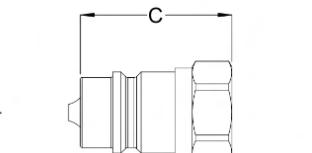
1/4	06	Female	1/4-18 NPT	4350	13050	13050	13775	2.8	2.2	--	QC-SSIB06-F-04N	HQC-096
1/4	06	Male	1/4-18 NPT	4350	13050	13050	13775	2.8	--	1.4	QC-SSIB06-M-04N	HQC-097
3/8	10	Female	3/8-18 NPT	3625	10875	10875	12325	3.1	2.5	--	QC-SSIB10-F-06N	HQC-098
3/8	10	Male	3/8-18 NPT	3625	10875	10875	12325	3.1	--	1.5	QC-SSIB10-M-06N	HQC-099
1/2	12	Female	1/2-14 NPT	3625	10875	10875	11600	3.6	2.9	--	QC-SSIB12-F-08N	HQC-100
1/2	12	Male	1/2-14 NPT	3625	10875	10875	11600	3.6	--	1.8	QC-SSIB12-M-08N	HQC-101

# HYDRAULIC QUICK COUPLERS

## AGPT Series Hydraulic Quick Couplers

AGPT Series Couplers are made to the ISO 5675 Standard (1/2" only). They are a high quality poppet valve couplers with nitrile seals and balanced spings in the poppets. -40°F (-40°C) to 223°F (106°C). Applications: Ag, Construction, and Mobile.

Zinc Plating

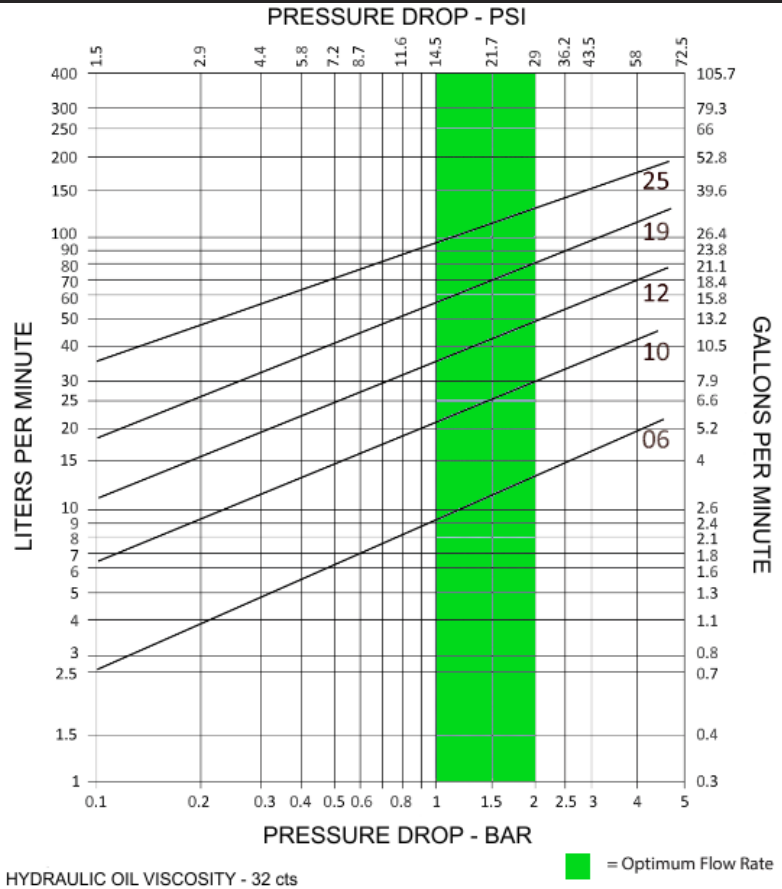
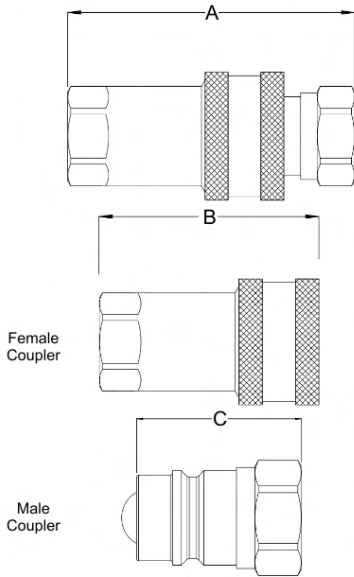
A HOSE			 <p>HYDRAULIC OIL VISCOSITY - 32 cts</p>																																																																																																																															
B VAR-CRIMP COUPLINGS																																																																																																																																		
C GRIP CRIMP COUPLINGS																																																																																																																																		
D 3 SERIES THERMOPLASTIC																																																																																																																																		
E QUICK COUPLERS																																																																																																																																		
F REUSABLES, PUSH-ON, ACCESS.	<h3>AGPT Series Couplers</h3> <table border="1"> <thead> <tr> <th>Body Size</th> <th>Body Size (ISO)</th> <th>Coupler Gender</th> <th>Thread Size</th> <th>Working Pressure</th> <th>Coupled Burst</th> <th>Female Burst</th> <th>Male Burst</th> <th>"A" Length</th> <th>"B" Length</th> <th>"C" Length</th> <th>Part Number</th> <th>Quick Order #</th> </tr> </thead> <tbody> <tr> <td>1/4</td> <td>06</td> <td>Female</td> <td>9/16-18 SAE</td> <td>5437</td> <td>23200</td> <td>23200</td> <td>23200</td> <td>2.9</td> <td>2.2</td> <td>--</td> <td>QC-AGPT06-F-06S</td> <td>HQC-005</td> </tr> <tr> <td>1/4</td> <td>06</td> <td>Male</td> <td>9/16-18 SAE</td> <td>5437</td> <td>23200</td> <td>23200</td> <td>23200</td> <td>2.9</td> <td>--</td> <td>1.4</td> <td>QC-AGPT06-M-06S</td> <td>HQC-006</td> </tr> <tr> <td>1/2</td> <td>12</td> <td>Female</td> <td>1/2-14 NPT</td> <td>4640</td> <td>18850</td> <td>20300</td> <td>21750</td> <td>3.5</td> <td>2.6</td> <td>--</td> <td>QC-AGPT12-F-08N</td> <td>HQC-007</td> </tr> <tr> <td>1/2</td> <td>12</td> <td>Male</td> <td>1/2-14 NPT</td> <td>4640</td> <td>18850</td> <td>20300</td> <td>21750</td> <td>3.5</td> <td>--</td> <td>1.7</td> <td>QC-AGPT12-M-08N</td> <td>HQC-010</td> </tr> <tr> <td>1/2</td> <td>12</td> <td>Female</td> <td>3/4x16 SAE</td> <td>4640</td> <td>18850</td> <td>20300</td> <td>21750</td> <td>3.5</td> <td>2.6</td> <td>--</td> <td>QC-AGPT12-F-08S</td> <td>HQC-008</td> </tr> <tr> <td>1/2</td> <td>12</td> <td>Male</td> <td>3/4x16 SAE</td> <td>4640</td> <td>18850</td> <td>20300</td> <td>21750</td> <td>3.5</td> <td>--</td> <td>1.7</td> <td>QC-AGPT12-M-08S</td> <td>HQC-011</td> </tr> <tr> <td>1/2</td> <td>12</td> <td>Female</td> <td>7/8x14 SAE</td> <td>4640</td> <td>18850</td> <td>20300</td> <td>21750</td> <td>3.5</td> <td>2.6</td> <td>--</td> <td>QC-AGPT12-F-10S</td> <td>HQC-009</td> </tr> <tr> <td>1/2</td> <td>12</td> <td>Male</td> <td>7/8x14 SAE</td> <td>4640</td> <td>18850</td> <td>20300</td> <td>21750</td> <td>3.5</td> <td>--</td> <td>1.7</td> <td>QC-AGPT12-M-10S</td> <td>HQC-012</td> </tr> </tbody> </table>												Body Size	Body Size (ISO)	Coupler Gender	Thread Size	Working Pressure	Coupled Burst	Female Burst	Male Burst	"A" Length	"B" Length	"C" Length	Part Number	Quick Order #	1/4	06	Female	9/16-18 SAE	5437	23200	23200	23200	2.9	2.2	--	QC-AGPT06-F-06S	HQC-005	1/4	06	Male	9/16-18 SAE	5437	23200	23200	23200	2.9	--	1.4	QC-AGPT06-M-06S	HQC-006	1/2	12	Female	1/2-14 NPT	4640	18850	20300	21750	3.5	2.6	--	QC-AGPT12-F-08N	HQC-007	1/2	12	Male	1/2-14 NPT	4640	18850	20300	21750	3.5	--	1.7	QC-AGPT12-M-08N	HQC-010	1/2	12	Female	3/4x16 SAE	4640	18850	20300	21750	3.5	2.6	--	QC-AGPT12-F-08S	HQC-008	1/2	12	Male	3/4x16 SAE	4640	18850	20300	21750	3.5	--	1.7	QC-AGPT12-M-08S	HQC-011	1/2	12	Female	7/8x14 SAE	4640	18850	20300	21750	3.5	2.6	--	QC-AGPT12-F-10S	HQC-009	1/2	12	Male	7/8x14 SAE	4640	18850	20300	21750	3.5	--	1.7	QC-AGPT12-M-10S	HQC-012	
Body Size	Body Size (ISO)	Coupler Gender	Thread Size	Working Pressure	Coupled Burst	Female Burst	Male Burst	"A" Length	"B" Length	"C" Length	Part Number	Quick Order #																																																																																																																						
1/4	06	Female	9/16-18 SAE	5437	23200	23200	23200	2.9	2.2	--	QC-AGPT06-F-06S	HQC-005																																																																																																																						
1/4	06	Male	9/16-18 SAE	5437	23200	23200	23200	2.9	--	1.4	QC-AGPT06-M-06S	HQC-006																																																																																																																						
1/2	12	Female	1/2-14 NPT	4640	18850	20300	21750	3.5	2.6	--	QC-AGPT12-F-08N	HQC-007																																																																																																																						
1/2	12	Male	1/2-14 NPT	4640	18850	20300	21750	3.5	--	1.7	QC-AGPT12-M-08N	HQC-010																																																																																																																						
1/2	12	Female	3/4x16 SAE	4640	18850	20300	21750	3.5	2.6	--	QC-AGPT12-F-08S	HQC-008																																																																																																																						
1/2	12	Male	3/4x16 SAE	4640	18850	20300	21750	3.5	--	1.7	QC-AGPT12-M-08S	HQC-011																																																																																																																						
1/2	12	Female	7/8x14 SAE	4640	18850	20300	21750	3.5	2.6	--	QC-AGPT12-F-10S	HQC-009																																																																																																																						
1/2	12	Male	7/8x14 SAE	4640	18850	20300	21750	3.5	--	1.7	QC-AGPT12-M-10S	HQC-012																																																																																																																						
G ADAPTERS																																																																																																																																		
H FABRICATION EQUIPMENT																																																																																																																																		
J THREAD ID TECHNICAL																																																																																																																																		
WWW.COUPPLAMATIC.COM																																																																																																																																		

# HYDRAULIC QUICK COUPLERS

## AGBL Series Hydraulic Quick Couplers

AGBL Series Couplers are made to the ISO 5675 Standard (1/2" only). They are a high quality ball style coupler with nitrile seals. -40°F (-40°C) to 223°F (106°C). Applications: Industrial, Ag, and Mobile.

Zinc Plating



A HOSE

B VARI-CRIMP COUPLINGS

C GRIP CRIMP COUPLINGS

D 3 SERIES THERMOPLASTIC

E QUICK COUPLERS

F REUSABLES, PUSHON, ACCESS.

G ADAPTERS

H FABRICATION EQUIPMENT

J THREAD ID TECHNICAL

WWW.COUPLAMATIC.COM

### AGBL Series Couplers


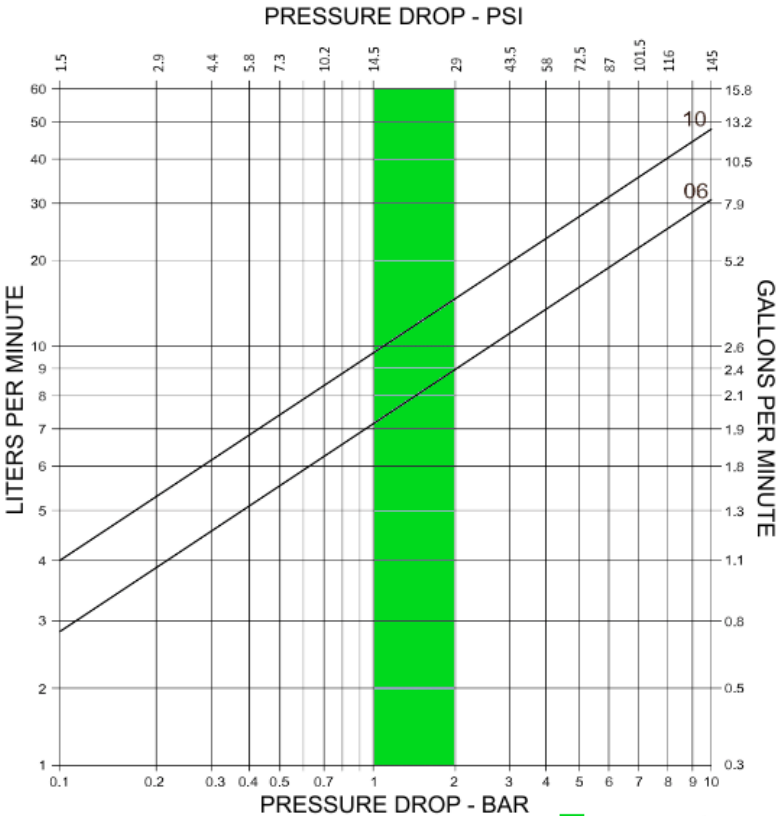
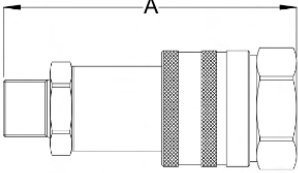
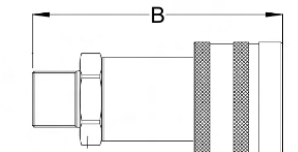
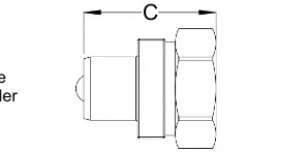
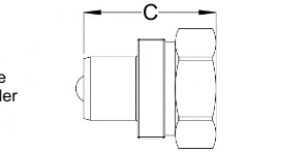
Size	Body Size (ISO)	Body Size	Coupler Gender	Thread Size	Working Pressure	Coupled Burst	Female Burst	Male Burst	"A" Length	"B" Length	"C" Length	Part Number	Quick Order#
1/2	12	12	Female	1/2-14 NPT	3987	18125	17400	17400	3.5	2.6	--	QC-AGBL12-F-08N	HQC-001
1/2	12	12	Male	1/2-14 NPTF	3987	18125	17400	17400	3.5	--	1.7	QC-AGBL12-M-08N	HQC-003
1/2	12	12	Female	3/4-16 SAE	3987	18125	17400	17400	3.5	2.6	--	QC-AGBL12-F-08S	HQC-002
1/2	12	12	Male	3/4-16 SAE	3987	18125	17400	17400	3.5	--	1.7	QC-AGBL12-M-08S	HQC-004

# HYDRAULIC QUICK COUPLERS

## SCB Series Hydraulic Quick Couplers

SCB Series Couplers are made to the ISO 14540 Standard. They are designed for high pressure applications and have nitrile and polyurethane seals. SCB Series can be connected with low residual pressure and the screw connect design eliminates brinelling. -40°F (-40°C) to 223°F (106°C). Applications: High pressure applications, industrial, torque wrenches, hydraulic jacks, and agricultural.

Zinc Plating

A HOSE			<p style="text-align: center;">PRESSURE DROP - PSI</p>  <p style="text-align: center;">PRESSURE DROP - BAR</p> <p style="text-align: right;">= Optimum Flow Rate</p> <p>HYDRAULIC OIL VISCOSITY - 32 cts</p>										
B VARCRIMP COUPLINGS													
C GRIP CRIMP COUPLINGS													
D 3 SERIES THERMOPLASTIC													
E QUICK COUPLERS													
F REUSABLES, PUSH-IN, ACCESS.	<h3>SCB Screw to Connect Ball Couplers</h3>												
G ADAPTERS	Body Size	Body Size (ISO)	Coupler Gender	Thread Size	Working Pressure	Coupled Burst	Female Burst	Male Burst	"A" Length	"B" Length	"C" Length	Part Number	Quick Order #
H FABRICATION EQUIPMENT	1/4	06	Female	1/4-18 NPT	10440	31320	20300	20880	2.9	2.4	--	QC-SCB06-F-04N	HQC-084
J THREAD ID TECHNICAL	1/4	06	Male	1/4-18 NPT	10440	31320	20300	20880	2.9	--	1.3	QC-SCB06-M-04N	HQC-085
WWW.COUPPLAMATIC.COM	3/8	10	Female	3/8-18 NPT	10440	31320	20300	20880	3.3	2.9	--	QC-SCB10-F-06N	HQC-086
	3/8	10	Male	3/8-18 NPT	10440	31320	20300	20880	3.3	--	1.4	QC-SCB10-M-06N	HQC-087

# HYDRAULIC QUICK COUPLERS

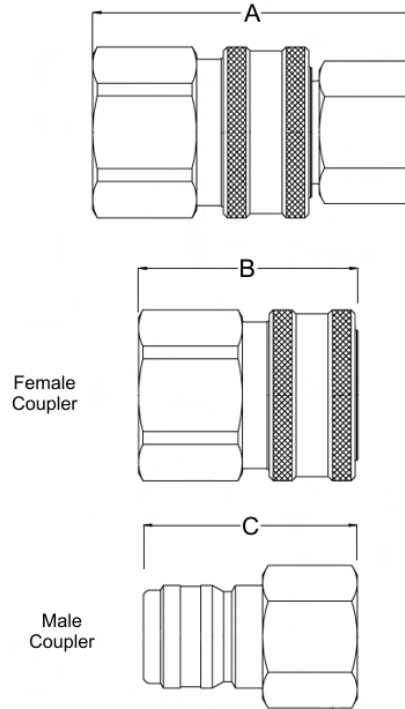
## PW, & PWSS Series Valveless Quick Couplers

PW Series Couplers are made from brass (coupler) and carbon steel (nipple). The band on the coupler is made from stainless steel. 4000 PSI. PWSS Series Couplers are made from 303 stainless. 6000 PSI.

They both accommodate high flow rates with minimal pressure drops. For non-hazardous fluids only.

Applications: Pressure wash, carpet cleaners, steam washers, and other non valved applications.

Zinc Plating (PW nipple)



A  
HOSE

B  
VARICRIMP  
COUPLINGS

C  
GRIP CRIMP  
COUPLINGS

D  
3 SERIES  
THERMOPLASTIC

E  
QUICK  
COUPLERS

F  
REUSABLES,  
PUSHON, ACCESS.

G  
ADAPTERS

H  
FABRICATION  
EQUIPMENT

J  
THREAD ID  
TECHNICAL

WWW.  
COUPLAMATIC  
.COM

### PW Series Brass & Steel Pressure Wash Couplers

Body Size	Body Size (ISO)	Coupler Gender	Thread Size	Working Pressure	"A" Length	"B" Length	"C" Length	Part Number	Quick Order #
1/4	06	Female	1/4-18 NPT (Female)	4000	1.97	1.29	--	QC-PW06-F-04N-F	HQC-068
1/4	06	Female	1/4-18 NPT (Male)	4000	2.53	1.68	--	QC-PW06-F-04N-M	HQC-069
1/4	06	Male	1/4-18 NPT (Female)	4000	1.97	--	1.42	QC-PW06-M-04N-F	HQC-070
1/4	06	Male	1/4-18 NPT (Male)	4000	2.53	--	1.60	QC-PW06-M-04N-M	HQC-071
3/8	10	Female	3/8-18 NPT (Female)	4000	2.15	1.37	--	QC-PW10-F-06N-F	HQC-072
3/8	10	Female	3/8-18 NPT (Male)	4000	2.69	1.72	--	QC-PW10-F-06N-M	HQC-073
3/8	10	Male	3/8-18 NPT (Female)	4000	2.15	--	1.59	QC-PW10-M-06N-F	HQC-074
3/8	10	Male	3/8-18 NPT (Male)	4000	2.69	--	1.79	QC-PW10-M-06N-M	HQC-075

### PWSS Series Stainless Steel Pressure Wash Couplers


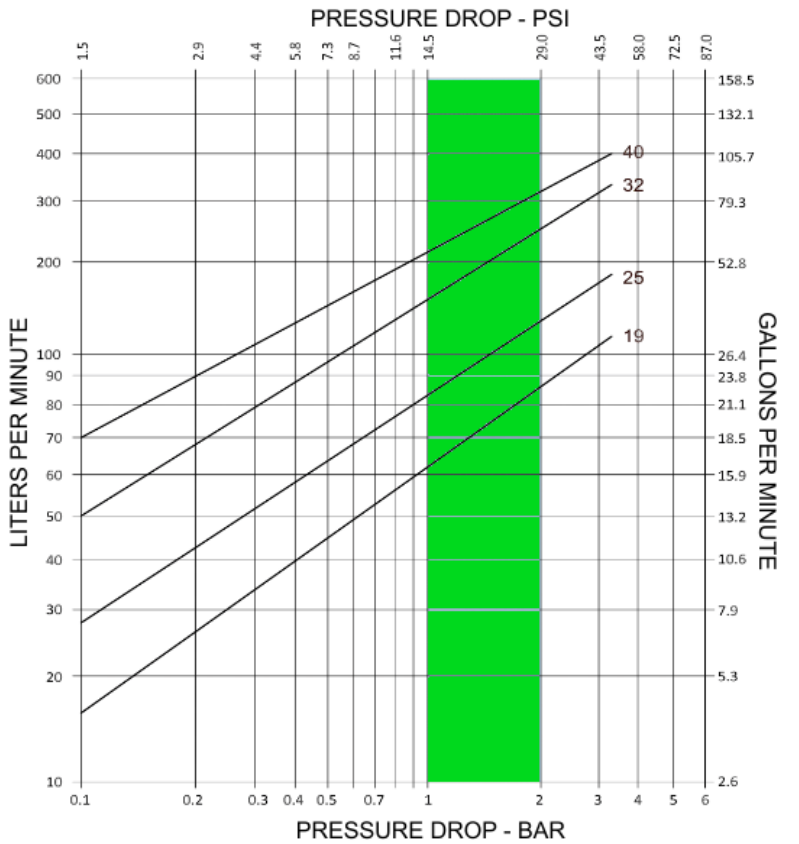
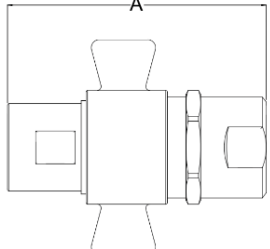
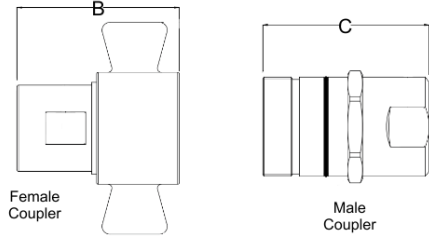
Body Size	Body Size (ISO)	Coupler Gender	Thread Size	Working Pressure	"A" Length	"B" Length	"C" Length	Part Number	Quick Order #
1/4	06	Female	1/4-18 NPT (Female)	6000	2.01	1.31	--	QC-PWSS06-F-04N-F	HQC-076
1/4	06	Female	1/4-18 NPT (Male)	6000	2.58	1.72	--	QC-PWSS06-F-04N-M	HQC-077
1/4	06	Male	1/4-18 NPT (Female)	6000	2.01	--	1.44	QC-PWSS06-M-04N-F	HQC-078
1/4	06	Male	1/4-18 NPT (Male)	6000	2.58	--	1.60	QC-PWSS06-M-04N-M	HQC-079
3/8	10	Female	3/8-18 NPT (Female)	6000	2.24	1.46	--	QC-PWSS10-F-06N-F	HQC-080
3/8	10	Female	3/8-18 NPT (Male)	6000	2.76	1.79	--	QC-PWSS10-F-06N-M	HQC-081
3/8	10	Male	3/8-18 NPT (Female)	6000	2.24	--	1.59	QC-PWSS10-M-06N-F	HQC-082
3/8	10	Male	3/8-18 NPT (Male)	6000	2.76	--	1.79	QC-PWSS10-M-06N-M	HQC-083

# HYDRAULIC QUICK COUPLERS

## WNG Series Hydraulic Quick Couplers

WNG Series Couplers are made with a brass body and nitrile seals. They are designed for connection and disconnection by hand. WNG Series can be connected with low residual pressure (up to 725 PSI or 50 bar). -40°F (-40°C) to 223°F (106°C). Applications: Trailers, Wet line kits, and Oil and Gas applications.

Brass with Zinc Plating (Wing Nut)

A HOSE		 <p>HYDRAULIC OIL VISCOSITY - 32 cts <span style="color: green;">■</span> = Optimum Flow Rate</p>																																																																																																																					
B VAR-CRIMP COUPLINGS																																																																																																																							
C GRIP CRIMP COUPLINGS																																																																																																																							
D 3 SERIES THERMOPLASTIC																																																																																																																							
E QUICK COUPLERS	 <p>Female Coupler <span style="margin-left: 150px;">Male Coupler</span></p>																																																																																																																						
F REUSABLES, PUSH-ON, ACCESS.	<h3>WNG Series Brass Screw to Connect Couplers</h3>																																																																																																																						
G ADAPTERS	<table border="1"> <thead> <tr> <th>Body Size</th> <th>Body Size (ISO)</th> <th>Coupler Gender</th> <th>Thread Size</th> <th>Working Pressure</th> <th>Coupled Burst</th> <th>Female Burst</th> <th>Male Burst</th> <th>"A" Length</th> <th>"B" Length</th> <th>"C" Length</th> <th>Part Number</th> <th>Quick Order #</th> </tr> </thead> <tbody> <tr> <td>3/4</td> <td>19</td> <td>Female</td> <td>3/4-14 NPT</td> <td>3045</td> <td>9425</td> <td>8700</td> <td>9425</td> <td>5.3</td> <td>3.1</td> <td>--</td> <td>QC-WNG19-F-12N</td> <td>HQC-102</td> </tr> <tr> <td>3/4</td> <td>19</td> <td>Male</td> <td>3/4-14 NPT</td> <td>3045</td> <td>9425</td> <td>8700</td> <td>9425</td> <td>5.3</td> <td>--</td> <td>3.2</td> <td>QC-WNG19-M-12N</td> <td>HQC-103</td> </tr> <tr> <td>1</td> <td>25</td> <td>Female</td> <td>1-11 1/2 NPT</td> <td>3045</td> <td>9425</td> <td>8700</td> <td>9425</td> <td>6.1</td> <td>3.5</td> <td>--</td> <td>QC-WNG25-F-16N</td> <td>HQC-104</td> </tr> <tr> <td>1</td> <td>25</td> <td>Male</td> <td>1-11 1/2 NPT</td> <td>3045</td> <td>9425</td> <td>8700</td> <td>9425</td> <td>6.1</td> <td>--</td> <td>3.8</td> <td>QC-WNG25-M-16N</td> <td>HQC-105</td> </tr> <tr> <td>1-1/4</td> <td>32</td> <td>Female</td> <td>1 1/4-11 1/2 NPT</td> <td>2755</td> <td>9425</td> <td>8700</td> <td>9425</td> <td>6.4</td> <td>3.7</td> <td>--</td> <td>QC-WNG32-F-20N</td> <td>HQC-106</td> </tr> <tr> <td>1-1/4</td> <td>32</td> <td>Male</td> <td>1 1/4-11 1/2 NPT</td> <td>2755</td> <td>9425</td> <td>8700</td> <td>9425</td> <td>6.4</td> <td>--</td> <td>3.9</td> <td>QC-WNG32-M-20N</td> <td>HQC-107</td> </tr> <tr> <td>1-1/2</td> <td>40</td> <td>Female</td> <td>1 1/2-11 1/2 NPT</td> <td>2538</td> <td>7613</td> <td>6888</td> <td>7613</td> <td>7.0</td> <td>4.1</td> <td>--</td> <td>QC-WNG40-F-24N</td> <td>HQC-108</td> </tr> <tr> <td>1-1/2</td> <td>40</td> <td>Male</td> <td>1 1/2-11 1/2 NPT</td> <td>2538</td> <td>7613</td> <td>6888</td> <td>7613</td> <td>7.0</td> <td>--</td> <td>4.0</td> <td>QC-WNG40-M-24N</td> <td>HQC-109</td> </tr> </tbody> </table>		Body Size	Body Size (ISO)	Coupler Gender	Thread Size	Working Pressure	Coupled Burst	Female Burst	Male Burst	"A" Length	"B" Length	"C" Length	Part Number	Quick Order #	3/4	19	Female	3/4-14 NPT	3045	9425	8700	9425	5.3	3.1	--	QC-WNG19-F-12N	HQC-102	3/4	19	Male	3/4-14 NPT	3045	9425	8700	9425	5.3	--	3.2	QC-WNG19-M-12N	HQC-103	1	25	Female	1-11 1/2 NPT	3045	9425	8700	9425	6.1	3.5	--	QC-WNG25-F-16N	HQC-104	1	25	Male	1-11 1/2 NPT	3045	9425	8700	9425	6.1	--	3.8	QC-WNG25-M-16N	HQC-105	1-1/4	32	Female	1 1/4-11 1/2 NPT	2755	9425	8700	9425	6.4	3.7	--	QC-WNG32-F-20N	HQC-106	1-1/4	32	Male	1 1/4-11 1/2 NPT	2755	9425	8700	9425	6.4	--	3.9	QC-WNG32-M-20N	HQC-107	1-1/2	40	Female	1 1/2-11 1/2 NPT	2538	7613	6888	7613	7.0	4.1	--	QC-WNG40-F-24N	HQC-108	1-1/2	40	Male	1 1/2-11 1/2 NPT	2538	7613	6888	7613	7.0	--	4.0	QC-WNG40-M-24N	HQC-109
Body Size	Body Size (ISO)	Coupler Gender	Thread Size	Working Pressure	Coupled Burst	Female Burst	Male Burst	"A" Length	"B" Length	"C" Length	Part Number	Quick Order #																																																																																																											
3/4	19	Female	3/4-14 NPT	3045	9425	8700	9425	5.3	3.1	--	QC-WNG19-F-12N	HQC-102																																																																																																											
3/4	19	Male	3/4-14 NPT	3045	9425	8700	9425	5.3	--	3.2	QC-WNG19-M-12N	HQC-103																																																																																																											
1	25	Female	1-11 1/2 NPT	3045	9425	8700	9425	6.1	3.5	--	QC-WNG25-F-16N	HQC-104																																																																																																											
1	25	Male	1-11 1/2 NPT	3045	9425	8700	9425	6.1	--	3.8	QC-WNG25-M-16N	HQC-105																																																																																																											
1-1/4	32	Female	1 1/4-11 1/2 NPT	2755	9425	8700	9425	6.4	3.7	--	QC-WNG32-F-20N	HQC-106																																																																																																											
1-1/4	32	Male	1 1/4-11 1/2 NPT	2755	9425	8700	9425	6.4	--	3.9	QC-WNG32-M-20N	HQC-107																																																																																																											
1-1/2	40	Female	1 1/2-11 1/2 NPT	2538	7613	6888	7613	7.0	4.1	--	QC-WNG40-F-24N	HQC-108																																																																																																											
1-1/2	40	Male	1 1/2-11 1/2 NPT	2538	7613	6888	7613	7.0	--	4.0	QC-WNG40-M-24N	HQC-109																																																																																																											
H FABRICATION EQUIPMENT																																																																																																																							
J THREAD ID TECHNICAL																																																																																																																							
WWW.COUPPLAMATIC.COM																																																																																																																							

# HYDRAULIC QUICK COUPLERS

## Safety Guidelines for use of Quick Couplers

The following guidelines are to help maximize the operating life of quick couplers. Improper use can lead to injury and damage to equipment. Verification of suitability for intended use is required and the following information is to serve as a guide only.

1. When installing couplers only use wrench on the wrench flats and nowhere else.
2. Connect and disconnect new couplers a few times to work the seals and avoid sticking.
3. Always clean the mating faces prior to connection.
4. Avoid damage to the coupler faces. Damage can impede connection/disconnection or cause leaks.
5. Periodically lubricate the internal locking balls with silicone grease.
6. If a coupler is stuck first verify that pressure has been released. Then make sure the locking ball and notch in the sleeve are aligned. Sticking is typically caused by damage or lack of cleanliness.
7. Dust caps or plugs should be used when disconnected.
8. The hydraulic system should be protected with filtration to keep contaminants from causing internal damage to the seals of the coupler.
9. Never try to connect a damaged coupler.
10. Do not turn the sleeve of a coupler when disconnected or you can cause the locking ball to jam under the sleeve.
11. Never hit the poppet or face to try and release pressure. This can cause damage or injury.
12. Avoid side load on the coupler. This can reduce life or cause failures.
13. Do not connect and disconnect under pressure unless the coupler is specifically designed to do so.
14. Never disassemble the couplers. There are no serviceable parts. If there is damage replace the coupler.

**A**  
HOSE

**B**  
VAR-CRIMP  
COUPLINGS

**C**  
GRIP CRIMP  
COUPLINGS

**D**  
3 SERIES  
THERMOPLASTIC

**E**  
QUICK  
COUPLERS

**F**  
REUSABLES,  
PUSHON, ACCESS.

**G**  
ADAPTERS

**H**  
FABRICATION  
EQUIPMENT

**J**  
THREAD ID  
TECHNICAL

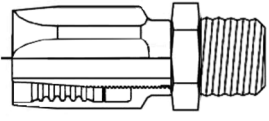
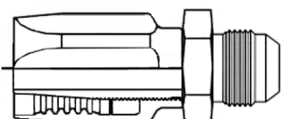
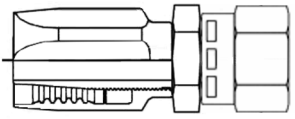
**WWW.**  
**COUPLAMATIC**  
**.COM**

# REUSABLE COUPLINGS - 100R1AT & 100R2AT

Reusable & Field Attachable Hose ends for 100R1 Thin Cover (57MB-1) and 100R2 Thin Cover (57MB-2)

Non-Mandrel and No Skive

Trivalent Zinc Plating

A HOSE	R1 & R2 Reusables		NPTF - Male Solid		Part No.	
	Hose I.D.	Pipe Size	Thread Size	Hose Type		
B VAR-CRIMP COUPLINGS		1/4"	1/4"	1/4-18	100R1Thin	403R-1
		1/4"	1/4"	1/4-18	100R2Thin	403R-2
		3/8"	3/8"	3/8-18	100R1Thin	603R-1
		3/8"	3/8"	3/8-18	100R2Thin	603R-2
		1/2"	1/2"	1/2-14	100R1Thin	803R-1
		1/2"	1/2"	1/2-14	100R2Thin	803R-2
		3/4"	3/4"	3/4-14	100R2Thin	1203R-2
		1"	1"	1-11-1/2	100R2Thin	1600R-2
C GRIP CRIMP COUPLINGS						
D 3 SERIES THERMOPLASTIC	R1 & R2 Reusables		JIC 37° - Male Solid		Part No.	
	Hose I.D.	Thread Size	Tube OD	Hose Type		
E QUICK COUPLERS		3/8"	9/16x18	3/8"	100R1Thin	618R-1
		3/8"	9/16x18	3/8"	100R2Thin	618R-2
		1/2"	3/4x16	1/2"	100R2Thin	815R-2
		1/2"	7/8x14	5/8"	100R2Thin	818R-2
F REUSABLES PUSH ON ACCESS.	R1 & R2 Reusables		JIC 37° - Female Swivel		Part No.	
Hose I.D.	Thread Size	Tube OD	Hose Type			
G ADAPTERS		1/4"	7/16x20	1/4"	100R1Thin	424R-1
		1/4"	7/16x20	1/4"	100R2Thin	424R-2
		3/8"	9/16x18	3/8"	100R1Thin	627R-1
		3/8"	9/16x18	3/8"	100R2Thin	627R-2
		3/8"	3/4x16	1/2"	100R2Thin	630R-2
		1/2"	3/4x16	1/2"	100R1Thin	824R-1
		1/2"	3/4x16	1/2"	100R2Thin	824R-2
		1/2"	7/8x14	5/8"	100R2Thin	827R-2
		3/4"	1-1/16x12	3/4"	100R2Thin	1221R-2
		H FABRICATION EQUIPMENT				
J THREAD ID TECHNICAL						
WWW.COUPPLAMATIC.COM	<b>Assembly Instructions:</b>					
	<p><b>Reusable Hose Ends:</b></p> <ol style="list-style-type: none"> <li>Screw socket onto hose (left hand thread) until hose bottoms. Back out 1/4 turn.</li> <li>Lubricate insert threads and I.D. of hose. Screw insert into socket until insert hex touches socket.</li> </ol>					



# REUSABLE COUPLINGS - 100R5

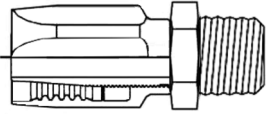
Reusable & Field Attachable Hose ends for 100R5 (R5) and High Temp 100R5 (HTR5)

Non-Mandrel and No Skive

Trivalent Zinc Plating

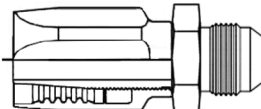
## R5 Reusables

## NPTF - Male Solid

Hose I.D.	Pipe Size	Thread Size	Hose Type	Part No.
	3/16" (#4)	1/8"	100R5	4R5-2MP
	3/16" (#4)	1/4"	100R5	4R5-4MP
	1/4" (#5)	1/4"	100R5	5R5-4MP
	5/16" (#6)	1/4"	100R5	6R5-4MP
	5/16" (#6)	3/8"	100R5	6R5-6MP
	13/32" (#8)	3/8"	100R5	8R5-6MP
	13/32" (#8)	1/2"	100R5	8R5-8MP
	1/2" (#10)	1/2"	100R5	10R5-8MP
	5/8" (#12)	3/4"	100R5	12R5-12MP

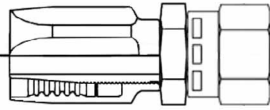
## R5 Reusables

## JIC 37° - Male Solid

Hose I.D.	Thread Size	Tube OD	Hose Type	Part No.
	3/16" (#4)	7/16-20	100R5	4R5-4MJ
	1/4" (#5)	1/2-20	100R5	5R5-5MJ
	5/16" (#6)	9/16-18	100R5	6R5-6MJ
	13/32" (#8)	3/4-16	100R5	8R5-8MJ

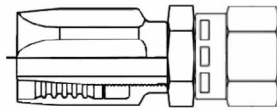
## R5 Reusables

## JIC 37° - Female Swivel

Hose I.D.	Thread Size	Tube OD	Hose Type	Part No.
	3/16" (#4)	7/16-20	100R5	4R5-4FJ
	1/4" (#5)	1/2-20	100R5	5R5-5FJ
	5/16" (#6)	9/16-18	100R5	6R5-6FJ
	13/32" (#8)	3/4-16	100R5	8R5-8FJ
	1/2" (#10)	7/8-14	100R5	10R5-10FJ
	5/8" (#12)	1-1/16-12	100R5	12R5-12FJ
	7/8" (#16)	1-5/16-12	100R5	16R5-16FJ
	1-1/8" (#20)	1-5/8-12	100R5	20R5-20FJ

## R5 Reusables

## SAE 45° - Female Swivel

Hose I.D.	Thread Size	Tube OD	Hose Type	Part No.
	5/16" (#6)	5/8-18	100R5	6R5-6FS

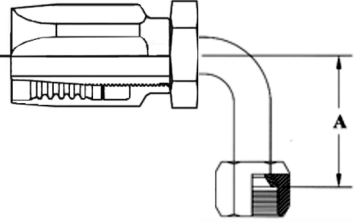
A	HOSE
B	VAR-CRIMP COUPLINGS
C	GRIP CRIMP COUPLINGS
D	3 SERIES THERMOPLASTIC
E	QUICK COUPLERS
F	REUSABLES, PUSHION, ACCESS.
G	ADAPTERS
H	FABRICATION EQUIPMENT
J	THREAD ID TECHNICAL
	WWW.COUPLAMATIC.COM

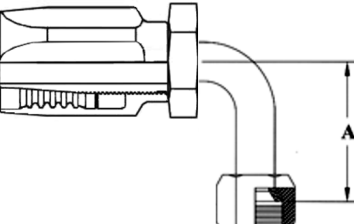
# REUSABLE COUPLINGS - 100R5

Reusable & Field Attachable Hose ends for 100R5 (R5) and High Temp 100R5 (HTR5)

Non-Mandrel and No Skive

Trivalent Zinc Plating

		R5 Reusables JIC 37° - 90° Female Swivel						
A HOSE		Hose I.D.	Thread Size	Tube OD	A-Drop Inches	Hose Type	Part No.	
B VAR-CRIMP COUPLINGS		3/16" (#4)	7/16-20	1/4"	0.69	100R5	4R5-4FJ90	
		5/16" (#6)	9/16-18	3/8"	0.84	100R5	6R5-6FJ90	
		13/32" (#8)	3/4-16	1/2"	1.09	100R5	8R5-8FJ90	
C GRIP CRIMP COUPLINGS								

		R5 Reusables SAE 45° - 90° Female Swivel						
D 3 SERIES THERMOPLASTIC		Hose I.D.	Thread Size	Tube OD	A-Drop Inches	Hose Type	Part No.	
E QUICK COUPLERS		5/16" (#6)	5/8-18	3/8"	0.84	100R5	6R5-6FS90	
F REUSABLES PUSHON ACCESS.								
G ADAPTERS								
H FABRICATION EQUIPMENT								
J THREAD ID TECHNICAL								

## Assembly Instructions:

### Reusable Hose Ends:

1. Screw socket onto hose (left hand thread) until hose bottoms. Back out 1/4 turn.
2. Lubricate insert threads and I.D. of hose. Screw insert into socket until insert hex touches socket.

WWW.  
COUPLAMATIC  
.COM

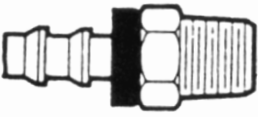
# PUSH ON FITTINGS

Push on fittings for rubber cover push on hose (025H & 024H) and textile cover push on hose (026H)  
No clamps needed for installation.

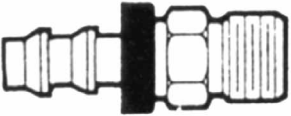
Minimum 10 piece order per part number.

Brass

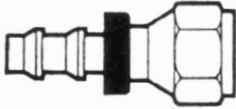
## Brass Push On NPTF - Male Solid

		Hose I.D.	Pipe Size	Part No.
	1/4"	1/8"	P402	
	1/4"	1/4"	P404	
	3/8"	1/4"	P602	
	3/8"	3/8"	P603	
	3/8"	1/2"	P604	
	1/2"	1/2"	P804	
	5/8"	1/2"	P1004	
	5/8"	3/4"	P1006	
	3/4"	3/4"	P1206	


## Brass Push On Inverted Flare - Male Swivel

		Hose I.D.	Thread Size	Part No.
	1/4"	7/16-24	P407	
	1/4"	1/2-20	P408	
	3/8"	1/2-20	P608	
	3/8"	5/8-18	P610	
	1/2"	3/4-18	P812	

## Brass Push On SAE 45° - Female Swivel

		Hose I.D.	Thread Size	Part No.
	1/4"	7/16-20	PS407	
	1/4"	1/2-20	PS408	
	3/8"	5/8-18	PS610	
	1/2"	3/4-16	PS812	
	1/2"	7/8-14	PS814	
	3/4"	1-1/16-14	PS1218	

## Brass Push On Mender

		Hose I.D.	Part No.
	1/4"	PM404	
	3/8"	PM606	
	1/2"	PM808	
	5/8"	PM1010	
	3/4"	PM1212	


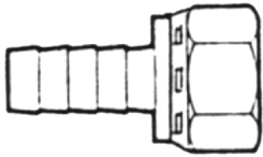
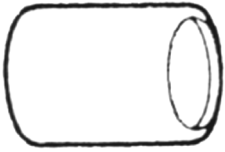
A	HOSE
B	VARI-CRIMP COUPLINGS
C	GRIP CRIMP COUPLINGS
D	3 SERIES THERMOPLASTIC
E	QUICK COUPLERS
F	REUSABLE, PUSH-ON, ACCESS.
G	ADAPTERS
H	FABRICATION EQUIPMENT
J	THREAD ID TECHNICAL
	WWW.COUPLAMATIC.COM

# SUCTION AND RETURN LINE COUPLINGS

Hose ends for 100R4 Suction (104MB) and Return (3284H) hose.  
Stems can be banded or clamped.


Trivalent Zinc

Note: 3/4" thru 2" hydraulic suction hose can also be crimped using standard Grip-Crimp couplings. 3/4" thru 1-1/4" can be crimped with standard Vari-Crimp couplings.

HOSE A	Suction & Return		NPTF - Male Solid		Part No.
	Hose I.D.	Pipe Size	Thread Size		
B VARI-CRIMP COUPLINGS		3/4"	3/4"	3/4-14	1204HS
		1"	1"	1-11-1/2	1601HS
		1-1/4"	1-1/4"	1-1/4-11-1/2	2001HS
		1-1/2"	1-1/2"	1-1/2-11-1/2	2401HS
		2"	2"	2-11-1/2	3201HS
GRIP-CRIMP COUPLINGS C	Suction & Return		JIC 37° - Female Swivel		Part No.
	Hose I.D.	Thread Size	Tube OD		
D 3 SERIES THERMOPLASTIC		3/4"	1-1/16x12	3/4"	1222HS
		1"	1-5/16x12	1"	1619HS
		1-1/4"	1-5/8x12	1-1/4"	2006HS
		1-1/2"	1-7/8x12	1-1/2"	2407HS
		2"	2-1/2x12	2"	3205HS
QUICK COUPLERS E	Suction & Return		100R4 Ferrules		Part No.
	Hose I.D.	Ferrule Length	Ferrule OD		
F REUSABLES PUSHON ACCESS.		3/4"	1.01"	1.50"	12FHS
		1"	1.07"	1.75"	16FHS
		1-1/4"	1.52"	2.00"	20FHS
		1-1/2"	1.56"	2.25"	24FHS
		2"	2.00"	2.75"	32FHS
G ADAPTERS					
H FABRICATION EQUIPMENT					
J THREAD ID TECHNICAL					
WWW. COUPLAMATIC .COM	<p>Visit <a href="http://www.couplamatic.com">www.couplamatic.com</a> or call your sales representative to get the most current crimp charts.</p>				


# ACCESSORIES:

## Round Wire Spring Guards

										A
										HOSE
										B
										VAR-CRIMP COUPLINGS
										C
										GRIP CRIMP COUPLINGS
										D
										3 SERIES THERMOPLASTIC
										E
										QUICK COUPLERS
										F
										REUSABLE, PUSH-ON ACCESS.
										G
										ADAPTERS
										H
										FABRICATION EQUIPMENT
										J
										THREAD ID TECHNICAL
										WWW.COUPLAMATIC.COM
	Part No.	Wire Size	Coil ID	Pitch	Length					
	SG550	.063	.550"	.250	20 Feet					
	SG610	.063	.610"	.250	20 Feet					
	SG650	.080	.650"	.375	20 Feet					
	SG750	.080	.750"	.325	20 Feet					
	SG835	.080	.835"	.188	20 Feet					
	SG900	.080	.900"	.375	20 Feet					
	SG990	.080	.990"	.325	20 Feet					
	SG1055	.080	1.055"	.375	20 Feet					
	SG1240	.080	1.240"	.250	20 Feet					
	SG1300	.080	1.300"	.350	20 Feet					
	SG1630	.120	1.630"	.425	20 Feet					
SG2125	.120	2.125"	.375	20 Feet						
Only sold in 20 foot lengths.										
<b>Spring Guard Recommendation by Hose Type:</b>										
Hose I.D.	100R1 Std. 54MB-1	100R2 Std. 54MB-2	100R1 Thin 57MB-1	100R2 Thin 57MB-2	Hy-Plus I HPI	Hy-Plus II HPII	100R3 3319A	100R4 104MB	100R12 SP580	
1/4"	SG650	SG750	SG550	SG610	----	----	SG610	----	----	
3/8"	SG835	SG900	SG750	SG750	SG750	----	SG750	----	----	
1/2"	SG990	SG990	SG835	SG900	SG835	----	SG990	----	SG990	
5/8"	----	----	SG990	SG1055	----	----	----	----	----	
3/4"	SG1240	SG1300	SG1240	SG1240	----	SG1240	SG1300	SG1300	SG1240	
1"	SG1630	SG1630	SG1630	SG1630	----	SG1630	SG1630	SG1630	SG1630	
1-1/4"	SG2125	SG2125	SG2125	SG2125	----	SG2125	SG2125	SG2125	SG2125	
<b>Note: When cutting spring guard, remove all sharp edges before installing on hose!</b>										


## Factory Formed Hose Guard:

Maximum protection against kinking near the hose fittings. Widely used in applications such as the car wash industry. Fits most 1/4" and 3/8" I.D. hose. Measure hose O.D. for proper fit. Close wound on one end for extra protection and a non-slipping fit.

										F
										REUSABLE, PUSH-ON ACCESS.
										G
										ADAPTERS
	Part No.	Coil I.D.	Length							
	SG21	.650	8 Inches							
	SG27	.810	7 Inches							

## Jack Hose Spring Guard:

Maximum protection against kinking near the hose fittings. Measure hose O.D. for proper fit. Close wound on one end for extra protection and a non-slipping fit.


										H
										FABRICATION EQUIPMENT
										J
										THREAD ID TECHNICAL
										WWW.COUPLAMATIC.COM
	Part No.	Hose ID	Coil ID	Length						
	SGJH675	1/4"	0.675	5.5 Inches						
	SGJH870	3/8"	0.870	6.0 Inches						

# ACCESSORIES:

Coming Soon!  
2nd Quarter  
2025

## Spiral Guard Hose Protector

Maximum protection against kinking near the hose fittings. Measure hose O.D. for proper fit.



Part Number	OD MM	OD Inch	ID MM	ID Inch	Wall MM	Wall Inch	Pitch MM	Pitch Inch	Range (Hose OD) MM	Range (Hose OD) Inch
<b>SPG-12</b>	12	0.472	9	0.354	1.5	0.059	10	0.394	9 TO 13	0.35 to 0.51
<b>SPG-16</b>	16	0.630	12.6	0.496	1.7	0.067	12	0.472	13 TO 18	0.51 to 0.71
<b>SPG-20</b>	20	0.787	16	0.630	2	0.079	16	0.630	16 TO 22	0.63 to 0.87
<b>SPG-25</b>	25	0.984	20.6	0.811	2.2	0.087	20	0.787	20 TO 27	0.78 to 1.06
<b>SPG-32</b>	32	1.260	27	1.063	2.5	0.098	22	0.866	27 TO 36	1.06 to 1.42
<b>SPG-40</b>	40	1.575	34.6	1.362	2.7	0.106	27	1.063	34 TO 44	1.34 to 1.73
<b>SPG-50</b>	50	1.969	44	1.732	3	0.118	30	1.181	43 TO 55	1.69 to 2.16
<b>SPG-63</b>	63	2.480	55.4	2.181	3.8	0.150	37	1.457	55 TO 67	2.16 to 2.64
<b>SPG-75</b>	75	2.953	66	2.598	4.5	0.177	42	1.654	66 TO 80	2.60 to 3.15
<b>SPG-90</b>	90	3.543	80	3.150	5	0.197	45	1.772	80 TO 98	3.15 to 3.86
<b>SPG-110</b>	110	4.331	99	3.898	5.5	0.217	50	1.969	99 TO 115	3.90 to 4.52
<b>SPG-125</b>	125	4.921	113	4.449	6	0.236	55	2.165	113 TO 130	4.45 to 5.12
<b>SPG-140</b>	140	5.512	128	5.039	6.5	0.256	55	2.165	128 TO 145	5.04 to 5.71

**A** HOSE  
**B** VARI-CRIMP COUPLINGS  
**C** GRIP CRIMP COUPLINGS  
**D** 3 SERIES THERMOPLASTIC  
**E** QUICK COUPLERS  
**F** REUSABLE PUSH-ON ACCESS.  
**G** ADAPTERS  
**H** FABRICATION EQUIPMENT  
**J** THREAD ID TECHNICAL  
WWW.COUPPLAMATIC.COM

# ACCESSORIES:

Coming Soon!  
2nd Quarter  
2025

## Nylon Protective Sleeves

Part  
No.

Wire  
Size

Coil  
ID

Pitch

Length



A  
HOSE

B  
VAR-CRIMP  
COUPLINGS

C  
GRIP CRIMP  
COUPLINGS

D  
3 SERIES  
THERMOPLASTIC

E  
QUICK  
COUPLERS

F  
REUSABLES,  
PUSHON, ACCESS.

G  
ADAPTERS

H  
FABRICATION  
EQUIPMENT

J  
THREAD ID  
TECHNICAL

WWW.  
COUPLAMATIC  
.COM

Part	ID MM	ID Inch	Thickness MM	Thickness Inch	Flat Width MM	Flat Width Inch	Color	Meter per box	Feet per box
NS-17	17	0.669	1.6	0.063	30	1.181	Black	50	164
NS-20	20	0.787	1.6	0.063	36	1.417	Black	50	164
NS-23	23	0.906	1.6	0.063	40	1.575	Black	50	164
NS-25	25	0.984	1.6	0.063	43	1.693	Black	50	164
NS-27	27	1.063	1.6	0.063	45	1.772	Black	50	164
NS-31	31	1.220	1.6	0.063	52	2.047	Black	50	164
NS-33	33	1.299	1.6	0.063	55	2.165	Black	50	164
NS-36	36	1.417	1.6	0.063	60	2.362	Black	50	164
NS-40	40	1.575	1.6	0.063	66	2.598	Black	50	164
NS-44	44	1.732	1.6	0.063	74	2.913	Black	50	164
NS-47	47	1.850	1.6	0.063	77	3.031	Black	50	164
NS-53	53	2.087	1.6	0.063	86	3.386	Black	50	164
NS-55	55	2.165	1.6	0.063	90	3.543	Black	50	164
NS-60	60	2.362	1.6	0.063	98	3.858	Black	50	164
NS-66	66	2.598	1.6	0.063	106	4.173	Black	50	164
NS-73	73	2.874	1.6	0.063	118	4.646	Black	50	164
NS-78	78	3.071	1.6	0.063	126	4.961	Black	50	164
NS-85	85	3.346	1.6	0.063	136	5.354	Black	50	164
NS-93	93	3.661	1.6	0.063	150	5.906	Black	50	164
NS-112	112	4.409	1.6	0.063	178	7.008	Black	50	164

# ACCESSORIES:

## Pressure Wash Grips (Bend Restrictors)

Maximum protection against kinking near the hose fittings. Measure hose O.D. for proper fit.



Part No.	Hose ID	Grip ID
PW Grip-4	1/4"	0.62
PW Grip-6	3/8"	0.75
PW Grip-6-BLUE	3/8"	0.75
PW Grip-6-RED	3/8"	0.81
PW Grip-8	1/2"	0.92
PW Grip-8-RED	1/2"	0.92

## Bin Labels



These labels are printed on self-adhesive stock for quick application. Each label contains an illustration of the part along with the part number and description. Label sets are available for all coupling series.

## Jack Hose Warning Label



Jackhose High Pressure Warning Label:

Part # JH Tag

## Grease Hose Assemblies

3/16" ID Hose with 1/8" Male NPTF couplings on both sides. Single wire braid construction with 3000 PSI Working Pressure. Custom Lengths available upon request.

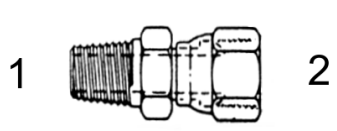

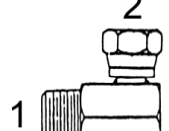
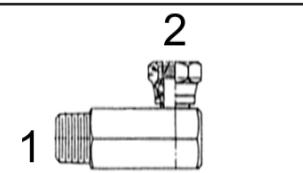
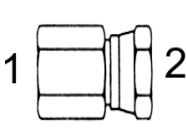
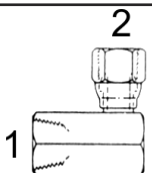
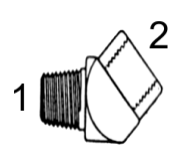


Part No.	Length
W06	6"
W08	8"
W12	12"
W15	15"
W18	18"
W24	24"
W30	30"
W36	36"
W48	48"
W60	60"

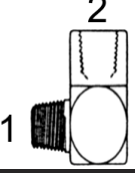
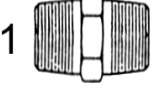

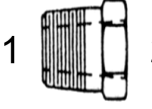
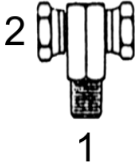
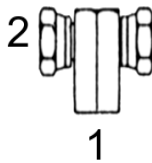
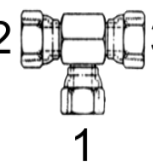
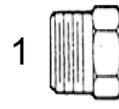
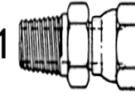
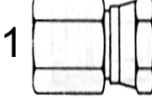
Custom Hydraulic Hose Assemblies available. Call your Couplamatic Systems Representative for a Quote. Minimum order quantities will apply.



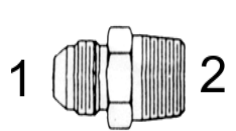

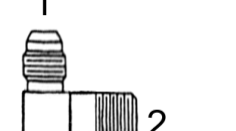

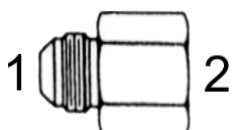
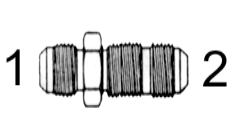

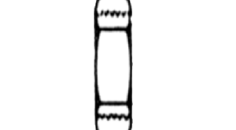
# HYDRAULIC ADAPTERS

									A HOSE		
Male NPTF x Female NPSM			Male NPTF x Female NPSM 45°			Male NPTF x Female NPSM 90°				B VAR-CRIMP COUPLINGS	
Male NPTF (1)	Female NPSM (2)	Part No.	Male NPTF (1)	Female NPSM (2)	Part No.	Male NPTF (1)	Female NPSM (2)	Part No.	C GRIP-CRIMP COUPLINGS		
1/8	1/8	1404 2x2	1/8	1/8	1503 2x2	1/8	1/8	1501 2x2		D 3 SERIES THERMOPLASTIC	
1/8	1/4	1404 2x4	1/4	1/4	1503 4x4	1/8	1/4	1501 2x4			
1/4	1/8	1404 4x2	1/4	3/8	1503 4x6	1/4	1/8	1501 4x2	E QUICK COUPLERS		
1/4	1/4	1404 4x4	3/8	1/4	1503 6x4	1/4	1/4	1501 4x4			
1/4	3/8	1404 4x6	3/8	3/8	1503 6x6	1/4	3/8	1501 4x6	F REUSABLES, PUSHON, ACCESS,		
3/8	1/4	1404 6x4	3/8	1/2	1503 6x8	3/8	1/4	1501 6x4			
3/8	3/8	1404 6x6	1/2	3/8	1503 8x6	3/8	3/8	1501 6x6	G ADAPTERS		
3/8	3/8	1404 6x6-.031*	1/2	1/2	1503 8X8	3/8	3/8	1501 6x6-.062**			
3/8	3/8	1404 6x6-.062**	3/4	1/2	1503 12x8	3/8	1/2	1501 6x8	H FABRICATION EQUIPMENT		
3/8	1/2	1404 6x8	3/4	3/4	1503 12x12	1/2	3/8	1501 8x6			
1/2	3/8	1404 8x6	1	3/4	1503 16x12	1/2	1/2	1501 8x8	I THREAID ID TECHNICAL		
1/2	1/2	1404 8x8	1	1	1503 16x16	1/2	1/2	1501 8x8-.062**			
1/2	1/2	1404 8x8-.031*	1-1/4	1-1/4	1503 20x20	1/2	3/4	1501 8x12	J WWW. COUPLAMATIC COM		
1/2	1/2	1404 8x8-.062**	1-1/2	1-1/2	1503 24x24	3/4	1/2	1501 12x8			
1/2	3/4	1404 8x12	2	2	1503 32x32	3/4	3/4	1501 12x12			
3/4	1/2	1404 12x8				3/4	1	1501 12x16			
3/4	3/4	1404 12x12				1	3/4	1501 16x12			
3/4	1	1404 12x16				1	1	1501 16x16			
1	3/4	1404 16x12				1-1/4	1-1/4	1501 20x20			
1	1	1404 16x16				1-1/2	1-1/2	1501 24x24			
1-1/4	1-1/4	1404 20x20				2	2	1501 32x32			
1-1/2	1-1/2	1404 24x24									
2	2	1404 32x32									
* Restricted to 1/32" orifice.											
** Restricted to 1/16" orifice.											
											
Male NPTF x Female NPSM 90° Long			Female NPTF x Female NPSM			Female NPTF x Female NPSM 90°			Male NPTF x Female NPTF 45°		
Male NPTF (1)	Female NPSM (2)	Part No.	Female NPTF (1)	Female NPSM (2)	Part No.	Female NPTF (1)	Female NPSM (2)	Part No.	Male NPTF (1)	Female NPTF (2)	Part No.
1/4	1/4	1501-L 4x4	1/8	1/8	1405 2x2	1/4	1/4	1502 4x4	1/4	1/4	5503 4x4
3/8	3/8	1501-L 6x6	1/4	1/4	1405 4x4	1/4	3/8	1502 4x6	3/8	3/8	5503 6x6
1/2	3/8	1501-L 8x6	1/4	3/8	1405 4x6	3/8	1/4	1502 6x4	1/2	1/2	5503 8x8
1/2	1/2	1501-L 8x8	3/8	1/4	1405 6x4	3/8	3/8	1502 6x6			
3/4	3/4	1501-L 12x12	3/8	3/8	1405 6x6	3/8	1/2	1502 6x8			
			3/8	3/8	1405 6x6	1/2	3/8	1502 8x6			
			3/8	1/2	1405 6x8	1/2	1/2	1502 8x8			
			1/2	3/8	1405 8x6	1/2	1/2	1502 8x8			
			1/2	1/2	1405 8x8	1/2	3/4	1502 8x12			
			1/2	3/4	1405 8x12	3/4	1/2	1502 12x8			
			3/4	1/2	1405 12x8	3/4	3/4	1502 12x12			
			3/4	3/4	1405 12x12	1	1	1502 16x16			
			1	3/4	1405 16x12	1-1/4	1-1/4	1502 20x20			
			1	1	1405 16x16	1-1/2	1-1/2	1502 24x24			
			1-1/4	1-1/4	1405 20x20	2	2	1502 32x32			
			1-1/2	1-1/2	1405 24x24						
			2	2	1405 32x32						

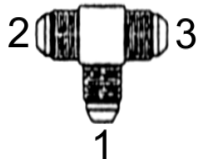
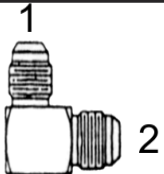
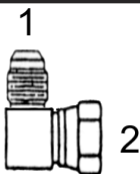
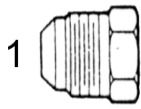
# HYDRAULIC ADAPTERS

A HOSE												
	Male NPTF x Female NPTF 90°			Male NPTF x Male NPTF			Female NPTF x Female NPTF			Male NPTF x Female NPTF		
B VAR-CRIMP COUPLINGS	Male NPTF (1)	Female NPTF (2)	Part No.	Male NPTF (1)	Male NPTF (2)	Part No.	Female NPTF (1)	Female NPTF (2)	Part No.	Male NPTF (1)	Female NPTF (2)	Part No.
	C GRIP CRIMP COUPLINGS	1/4	1/4	5502 4x4	1/8	1/8	5404 2x2	1/4	1/4	5000 4x4	3/8	1/4
1/4		3/8	5502 4x6	1/4	1/4	5404 4x4	3/8	1/4	5000 6x4	1/2	1/8	5406 8x2
3/8		1/4	5502 6x4	3/8	3/8	5404 6x6	3/8	3/8	5000 6x6	1/2	1/4	5406 8x4
3/8		3/8	5502 6x6	1/2	1/4	5404 8x4	1/2	3/8	5000 8x6	1/2	3/8	5406 8x6
3/8		1/2	5502 6x8	1/2	3/8	5404 8x6	1/2	1/2	5000 8x8	3/4	3/8	5406 12x6
1/2		3/8	5502 8x6	1/2	1/2	5404 8x8	3/4	1/2	5000 12x8	3/4	1/2	5406 12x8
D 3 SERIES THERMOPLASTIC	1/2	1/2	5502 8x8	3/4	3/4	5404 12x12	3/4	3/4	5000 12x12	1	1/2	5406 16x8
				1	1	5404 16x16	1	1	5000 16x16	1	3/4	5406 16x12
				1-1/4	1-1/4	5404 20x20				1-1/4	1	5406 20x16
									1-1/2	1-1/4	5406 24x20	
E QUICK COUPLERS												
	Male NPTF x Female NPSM Tee			Female NPTF x Female NPSM Tee			Female NPSM Tee			Male NPTF Plug		
F REUSABLE PUSH-IN ACCESS.	Male NPTF (1)	Female NPSM (2-3)	Part No.	Female NPTF (1)	Female NPSM (2-3)	Part No.	Female NPSM (1)	Female NPSM (2)	Part No.	Male NPTF (1)	Part No.	
	1/4	1/4	1601 4x4x4	1/4	1/4	1602 4x4x4	1/4	1/4	1603 4x4x4	1/4	5406 P4	
	3/8	3/8	1601 6x6x6	3/8	3/8	1602 6x6x6	3/8	3/8	1603 6x6x6	3/8	5406 P6	
	1/2	1/2	1601 8x8x8	1/2	1/2	1602 8x8x8	1/2	1/2	1603 8x8x8	1/2	5406 P8	
	3/4	3/4	1601 12x12x12	3/4	3/4	1602 12x12x12	3/4	3/4	1603 12x12x12	3/4	5406 P12	
									1	5406 P16		
G ADAPTERS												
	Male NPTF x Female JIC			Female NPTF x Female JIC								
H FABRICATION EQUIPMENT	Male NPTF (1)	Female JIC (2)	Part No.	Female NPTF (1)	Female JIC (2)	Part No.						
	3/8	9/16-18	6505 6x6	3/8	3/4-16	6506 6x8						
	3/8	3/4-16	6505 6x8	1/2	9/16-18	6506 8x6						
	1/2	3/4-16	6505 8x8	1/2	3/4-16	6506 8x8						
	1/2	7/8-14	6505 8x10	1/2	7/8-14	6506 8x10						
	3/4	1-1/16-12	6505 12x12	3/4	1-1/16-12	6506 12x12						
	1	1-5/16-12	6505 16x16	1	1-5/16-12	6506 16x16						
J THREAD ID TECHNICAL												
WWW.COUPPLAMATIC.COM												

# HYDRAULIC ADAPTERS

												A
Male JIC x Male NPTF			Male JIC x Male NPTF 45°			Male JIC x Male NPTF 90°			Male JIC x Male JIC			HOSE
Male JIC (1)	Male NPTF (2)	Part No.	Female NPTF (1)	Female NPSM (2)	Part No.	Male JIC (1)	Male NPTF (2)	Part No.	Male JIC (1)	Male JIC (2)	Part No.	B
7/16-20	1/8	2404 4x2	9/16-18	3/8	2503 6x6	7/16-20	1/4	2501 4x4	7/16-20	7/16-20	2403 4x4	C
7/16-20	1/4	2404 4x4	3/4-16	3/8	2503 8x6	9/16-18	3/8	2501 6x6	1/2-20	1/2-20	2403 5x5	
1/2-20	1/8	2404 5x2	3/4-16	1/2	2503 8x8	9/16-18	1/2	2501 6x8	9/16-18	9/16-18	2403 6x6	
1/2-20	1/4	2404 5x4	7/8-14	1/2	2503 10x8	3/4-16	3/8	2501 8x6	3/4-16	3/4-16	2403 8x8	
9/16-18	1/4	2404 6x4				3/4-16	1/2	2501 8x8	7/8-14	7/8-14	2403 10x10	
9/16-18	3/8	2404 6x6				3/4-16	1/2	2501 8x8	1-1/16-12	1-1/16-12	2403 12x12	
9/16-18	1/2	2404 6x8				3/4-16	3/4	2501 8x12	1-5/16-12	1-5/16-12	2403 16x16	
3/4-16	3/8	2404 8x6				7/8-14	1/2	2501 10x8				
3/4-16	1/2	2404 8x8				1-1/16-12	3/4	2501 12x12				
3/4-16	3/4	2404 8x12										
7/8-14	3/8	2404 10x6										
7/8-14	1/2	2404 10x8										
1-1/16-12	1/2	2404 12x8										
1-1/16-12	3/4	2404 12x12										
1-1/16-12	1	2404 12x16										
1-5/16-12	3/4	2404 16x12										
1-5/16-12	1	2404 16x16										
1-5/8-12	1-1/4	2404 20x20										
1-7/8-12	1-1/2	2404 24x24										
2-1/2-12	2	2404 32x32										
												F
Male JIC x Female NPTF			Male JIC x Male Bulkhead			Male JIC x Male Bulkhead 90°			Bulkhead Lock Nut			REUSABLES, PUSHON, ACCESS.
Male JIC (1)	Female NPTF (2)	Part No.	Male JIC (1)	Male Bulkhead (2)	Part No.	Male JIC (1)	Male Bulkhead (2)	Part No.	Female Thread	Part No.	G	
9/16-18	3/8	2405 6x6	7/16-20	7/16-20	2700 4x4	7/16-20	7/16-20	2701 4x4	7/16-20	306 4	H	
3/4-16	3/8	2405 8x6	9/16-18	9/16-18	2700 6x6	9/16-18	9/16-18	2701 6x6	9/16-18	306 6		
3/4-16	1/2	2405 8x8	3/4-16	3/4-16	2700 8x8	3/4-16	3/4-16	2701 8x8	3/4-16	306 8		
7/8-14	1/2	2405 10x8				7/8-14	7/8-14	2701 10x10	7/8-14	306 10		
						1-1/16-12	1-1/16-12	2701 12x12	1-1/16-12	306 12	J	
											WWW.COUPLAMATIC.COM	

# HYDRAULIC ADAPTERS

A HOSE													
B VAR-CRIMP COUPLINGS	Male JIC x Male JIC Tee			Male JIC x Male JIC 90°			Male JIC x Female JIC 90°			Male JIC Plug			
C GRIP CRIMP COUPLINGS	Male JIC (1)	Male JIC (2-3)	Part No.	Male JIC (1)	Male JIC (2)	Part No.	Male JIC (1)	Female JIC (2)	Part No.	Male JIC (1)	Part No.		
D 3 SERIES THERMOPLASTIC	9/16-18 3/4-16 7/8-14 1-1/16-12	9/16-18 3/4-16 7/8-14 1-1/16-12	2603 6x6x6 2603 8x8x8 2603 10x10x10 2603 12x12x12	9/16-18 3/4-16 7/8-14	9/16-18 3/4-16 7/8-14	2500 6x6 2500 8x8 2500 10x10	9/16-18 3/4-16 7/8-14 1-1/16-12	9/16-18 3/4-16 7/8-14 1-1/16-12	6500 6x6 6500 8x8 6500 10x10 6500 12x12	9/16-18 3/4-16 7/8-14 1-1/16-12 1-5/16-12	2408 6 2408 8 2408 10 2408 12 2408 16		
E QUICK COUPLERS	Male JIC x Male O-Ring			Male JIC x Male O-Ring 90°			Male O-Ring x Male NPTF			Male O-Ring x Female NPSM			
F REUSABLE PUSHON ACCESS.	Male JIC (1)	Male ORB (2)	Part No.	Male JIC (1)	Male ORB (2)	Part No.	Male ORB (1)	Male NPTF (2)	Part No.	Male ORB (1)	Female NPSM (2)	Part No.	
G ADAPTERS	7/16-20 9/16-18 9/16-18 3/4-16 3/4-16 3/4-16 7/8-14 7/8-14 7/8-14 1-1/16-12 1-1/16-12 1-1/16-12 1-5/16-12 1-5/16-12 1-5/16-12 1-5/8-12 1-5/8-12	7/16-20 9/16-18 3/4-16 9/16-18 3/4-16 7/8-14 1-1/16-12 7/8-14 1-1/16-12 7/8-14 1-1/16-12 1-1/16-12 1-1/16-12 1-5/16-12 1-5/16-12 1-5/16-12 1-5/8-12 1-5/8-12	6400 4x4-O 6400 6x6-O 6400 6x8-O 6400 8x6-O 6400 8x8-O 6400 8x10-O 6400 8x12-O 6400 10x8-O 6400 10x10-O 6400 10x12-O 6400 12x10-O 6400 12x12-O 6400 12x16-O 6400 16x12-O 6400 16x16-O 6400 16x20-O 6400 20x16-O 6400 20x20-O	7/16-20 9/16-18 3/4-16 3/4-16 7/8-14 1-1/16-12	7/16-20 9/16-18 3/4-16 7/8-14 3/4-16 1-1/16-12	6801 4x4-NWO 6801 6x6-NWO 6801 8x8-NWO 6801 8x10-NWO 6801 10x8-NWO 6801 12x12-NWO	9/16-18 3/4-16 3/4-16 7/8-14	3/8 3/8 1/2 1/2	6401 6x6-O 6401 8x6-O 6401 8x8-O 6401 10x8-O	7/16-20 9/16-18 9/16-18 3/4-16 3/4-16 3/4-16 7/8-14 7/8-14 1-1/16-12 1-1/16-12 1-5/16-12 1-5/16-12	1/4 1/4 3/8 1/4 3/8 1/2 3/4 1/2 3/4 1	6900 4x4-O 6900 6x4-O 6900 6x6-O 6900 8x4-O 6900 8x6-O 6900 8x8-O 6900 8x12 -O 6900 10x8-O 6900 10x12-O 6900 12x8-O 6900 12x12-O 6900 16x12-O 6900 16x16-O	
H FABRICATION EQUIPMENT													
J THREAD ID TECHNICAL													
WWW.COUPPLAMATIC.COM													

# HYDRAULIC ADAPTERS

Male O-Ring x Female NPSM 45°			Male O-Ring x Female NPSM 90°			Male O-Ring x Female NPSM Tee			Male O-Ring x Female O-Ring			A HOSE	
Male ORB (1)	Female NPSM (2)	Part No.	Male ORB (1)	Female NPSM (2)	Part No.	Male ORB (1)	Female NPSM (2-3)	Part No.	Male ORB (1)	Female ORB (2)	Part No.		B VARLOCRIMP COUPLINGS
7/16-20	1/4	6902 4x4-NWO	7/16-20	1/4	6901 4x4-NWO	3/4-16	3/8	8MO-6TFP	3/4-16	7/8-14	6410 8x10	C GRIP CRIMP COUPLINGS	
9/16-18	1/4	6902 6x4-NWO	9/16-18	1/4	6901 6x4-NWO	7/8-14	1/2	10MO-8TFP	7/8-14	3/4-16	6410 10x8		
9/16-18	3/8	6902 6x6-NWO	9/16-18	3/8	6901 6x6-NWO				1-1/16-12	3/4-16	6410 12x8		
3/4-16	3/8	6902 8x6-NWO	9/16-18	1/2	6901 6x8-NWO								
3/4-16	1/2	6902 8x8-NWO	3/4-16	1/4	6901 8x4-NWO								
7/8-14	1/2	6902 10x8-NWO	3/4-16	3/8	6901 8x6-NWO								
1-1/16-12	1/2	6902 12x8-NWO	3/4-16	1/2	6901 8x8-NWO								
1-1/16-12	3/4	6902 12x12-NWO	3/4-16	3/4	6901 8x12-NWO								
			7/8-14	1/2	6901 10x8-NWO								
			7/8-14	3/4	6901 10x12-NWO								
			1-1/16-12	1/2	6901 12x8-NWO								
			1-1/16-12	3/4	6901 12x12-NWO								
			1-5/16-12	3/4	6901 16x12-NWO								
			1-5/16-12	1	6901 16x16-NWO								
												D 3 SERIES THERMOPLASTIC	
Male O-Ring x Female NPTF			Female O-Ring x Male NPTF			Male O-Ring Plug		Male O-Ring Face x Male NPTF			E QUICK COUPLERS		
Male ORB (1)	Female NPTF (2)	Part No.	Female ORB (1)	Male NPTF (2)	Part No.	Male ORB (1)	Part No.	Male ORF (1)	Male NPTF (2)	Part No.		F REUSABLES, PUSHON, ACCESS.	
9/16-18	3/8	6405 6x6	3/4-16	3/8	6404 8x6	9/16-18	6408 6	9/16x18	1/4	4MOS-4MP	G ADAPTERS		
3/4-16	3/8	6405 8x6	3/4-16	1/2	6404 8x8	3/4-16	6408 8	9/16x18	3/8	4MOS-6MP			
3/4-16	1/2	6405 8x8	7/8-14	1/2	6404 10x8	7/8-14	6408 10	11/16x16	1/4	6MOS-4MP			
7/8-14	3/8	6405 10x6	1-1/16-12	3/4	6404 12x12	1-1/16-12	6408 12	11/16x16	3/8	6MOS-6MP			
7/8-14	1/2	6405 10x8				1-5/16-12	6408 16	11/16x16	1/2	6MOS-8MP			
								13/16x16	3/8	8MOS-6MP			
								13/16x16	1/2	8MOS-8MP			
								1-3/16x12	3/4	12MOS-12MP			
Male O-Ring Face x Male O-Ring			Male O-Ring Face x Male O-Ring 90°			Specific Manufacturers			Special Female			H FABRICATION EQUIPMENT	
Male ORF (1)	Male ORB (2)	Part No.	Male ORF (1)	Male ORB (2)	Part No.	Male Thread (1)	Female Thread (2)	Part No.	Female Thread (1)	Female Thread (2)	Part No.		J THREAD ID TECHNICAL
9/16x18	7/16-20	4MOS-4MO	9/16x18	7/16-20	4MOS-4MO90	7/8-14	1/2 PIPE	878FJ	3/4-16 ORB	3/4-16 ORB	6425 8x8	WWW.COUPLAMATIC.COM	
11/16x16	9/16-18	6MOS-6MO	11/16x16	9/16-18	6MOS-6MO90	1-1/16-12	1/2 PIPE	878FJC	7/8-14 ORB	7/8-14 ORB	6425 10x10		
13/16x16	3/4-16	8MOS-8MO	13/16x16	3/4-16	8MOS-8MO90	7/8-14 ORB	7/8-18 CASE	878FCO					
1-3/16x12	1-1/16-12	12MOS-12MO	1-3/16x12	1-1/16-12	12MOS-12MO90								

# HOSE FABRICATION EQUIPMENT

## Hydraulic Hose Assembly Equipment

A  
HOSE

**CS160P - 1-1/4" Portable Crimper (No dies included)**  
**CS160PD - 1-1/4" Portable Crimper (Die set included)**

B  
VARI-CRIMP  
COUPLINGS



The **CS160P** is capable of crimping thru 1-1/4" Four Spiral Hose. It may be powered by a hand pump (HH11), an air/hydraulic pump (HH13), or an electric pump (99150). Its portable design and flexibility make it ideal for a multitude of applications.

**Standard Dies:** None

**Optional Dies:** 0.350, 0.450, 0.520, 0.670, 0.830, 0.950, 1.100, 1.320, 1.500, 1.730, & 1.920 (Crimp charts are available for all coupling series to assist in die selection.)

C  
GRIP CRIMP  
COUPLINGS

The **CS160PD** is capable of crimping thru 1-1/4" Four Spiral Hose. This crimper comes with a complete set of dies to crimp thru 1" Four Spiral hose. Optional dies are available to crimp thru 1-1/4" Four Spiral hose.

**Standard Dies:** 0.520, 0.670, 0.830, 0.950, 1.100, 1.320, 1.500, & 1.620

Crimps 1/4" thru 1" Vari-Crimp, A Series, Grip-Crimp, 4H Series, & GW Series

**Optional Dies:**

Die	Part Number	Coupling Series
0.350	EN98-020-09	3/16" & 1/4" T Series, 1/8" 3-Series Thermoplastic
0.450	EN98-020-0450	5/16" T Series, 3/16" 3-Series Thermoplastic
1.730	EN98-020-07	1-1/4" Vari-Crimp, 1-1/4" 4H Series
1.920	EN98-020-08	1-1/4" Grip Crimp, 1-1/4" GW

D  
3 SERIES  
THERMOPLASTIC

### CS165 - 1-1/4" Benchtop Crimper

E  
QUICK  
COUPLERS



The **CS165** is capable of crimping thru 1-1/4" Four Spiral Hose. It comes standard with a complete set of dies and a die storage shelf. Standard dies will crimp thru 1-1/4" Vari-Crimp, Grip Crimp, 4H Series, and GW Series. The CS165 is capable of crimping straight or tube style couplings. It is powered by a 60 ton cylinder and a 1.5 HP, 110 volt automatic pump.

**Standard Dies:** 0.520, 0.670, 0.830, 0.950, 1.100, 1.320, 1.500, 1.620, 1.730, & 1.920

Crimps 1/4" thru 1-1/4" Vari-Crimp, A Series, Grip-Crimp, 4H Series, & GW Series

**Optional Dies:**

Die	Part Number	Coupling Series
0.350	EN98-020-09	3/16" & 1/4" T Series, 1/8" 3-Series Thermoplastic
0.450	EN98-020-0450	5/16" T Series, 3/16" 3-Series Thermoplastic

F  
REUSABLES,  
PUSHON, ACCESS.

G  
ADAPTERS

### CS205 - 2" Benchtop Crimper

H  
FABRICATION  
EQUIPMENT



The **CS205** is capable of crimping thru 2" Six Spiral Hose. It comes standard with a set of dies to crimp thru 2" Four Spiral (GW Series) and a die storage shelf. It is powered by a 80 ton cylinder and a 2.0 HP, 220 Volt automatic pump.

**Standard Dies:** 0.520, 0.670, 0.830, 0.950, 1.100, 1.320, 1.500, 1.620, 1.730, 1.920, 2.140, & 2.800

Crimps 1/4" thru 1-1/4" Vari-Crimp, A Series, & Grip-Crimp, 1/2" thru 1-1/4" 4H Series, & 1/2" thru 2" GW Series.

**Optional Dies:**

Die	Part Number	Coupling Series
0.350	EN98-020-09	3/16" & 1/4" T Series, 1/8" 3-Series Thermoplastic
0.450	EN98-020-0450	5/16" T Series, 3/16" 3-Series Thermoplastic
1.181	CC-020-1181	5/8" 6GC Series
1.730 WB	EN98-032-08	1" 6GC, 1-3/8" R5 Series
1.920 WB	EN98-032-04	1-1/4" SX
2.050 WB	EN98-032-12	1-1/2" 4H Series
2.300 WB	EN98-032-01	1-1/2" Grip Crimp, 1-1/2" 4GC, 1-1/2" 6GC, 1-1/2" SX,
2.620 WB	EN98-032-07	2" 4H Series, 2" Grip Crimp, 2" 4GC
3.000 WB	EN98-032-09	2" 6GC

J  
THREAD ID  
TECHNICAL

WWW.  
COUPLAMATIC  
.COM

# HOSE FABRICATION EQUIPMENT

## Hydraulic Hose Assembly Equipment

### CS200 - 2" 6 Spiral Horizontal Crimper



2" 6 Spiral Horizontal Crimping Machine, 5 hp motor. Specify Voltage (230V, 3 PH, 440V, 3 PH, 230V 1 PH) Includes one set of adapter dies for 99mm. Crimp Control / Foot Switch included. Quick change tool and 9 station die rack included. Dies ordered separately. (635 lbs)

\*SPECIAL ORDER ITEM - NOT IN STOCK!\*

### CS340 - 2" 6 Spiral Smart Horizontal Crimper



2" 6 Spiral Horizontal Crimping Machine, 7.5 hp motor. Specify Voltage (230V, 3 PH, 440V, 3 PH, 230V 1 PH(5HP)) Includes one set of adapter dies for 99mm. Crimp Control / Foot Switch included. Includes Smart InfoCrimp Wifi tablet, report generator, and bluetooth calipers. Dies ordered separately. (635 lbs)

\*SPECIAL ORDER ITEM - NOT IN STOCK!\*

### HH11 Hydraulic Hand Pump



High efficiency 10,000 PSI single stage hand pump for portable operation of the 99060 or CS160P Crimpers. (14 lbs.)

### HH13 Air Hydraulic Pump



This 10,000 PSI pump operates with 80 PSI to 120 PSI of air line pressure for use with 99060 or CS160P Crimpers, 3 way valve allows retention of air pressure. (12 lbs.)

An in line air filter-regulator-lubricator must be installed ahead of this pump.

### CS1001 Electric Pump



1.5 H.P. hydraulic pump produces 10,000 PSI. 115 volt single phase 60 Hz. Includes hand held on-off switch. (49 lbs.)

A  
HOSE

B  
VAR-CRIMP  
COUPLINGS

C  
GRIP CRIMP  
COUPLINGS

D  
3 SERIES  
THERMOPLASTIC

E  
QUICK  
COUPLERS

F  
REUSABLES,  
PUSHON, ACCESS.

G  
ADAPTERS

H  
FABRICATION  
EQUIPMENT

J  
THREAD ID  
TECHNICAL

WWW.  
COUPLAMATIC  
COM

# HOSE FABRICATION EQUIPMENT

## Hose Cutting Equipment

**A**  
HOSE

### CS150 Cut-Off Machine

Hose cut off saw for up to 1-1/4" 4 Spiral or 1" 6 spiral hose. 1 HP motor. 110 Volt

**B**  
VARI-CRIMP  
COUPLINGS



**C**  
GRIP CRIMP  
COUPLINGS

**D**  
3 SERIES  
THERMOPLASTIC

### 10" Cut-Off Blade - #CS150-10 & 7" Cut-Off Blade - SE175 & 8" Cut-Off Blade - CS185



10" Serrated cut off blade. 1" Arbor. - #CS150-10  
7" Standard Beveled edge blade. 5/8" Arbor - #SE175  
8" Cut off blade. 5/8" Arbor - #CS185

**E**  
QUICK  
COUPLERS

### HS500 Spiral Cut-Off Machine

#### Spiral Cut-Off Machine

Capable of cutting 3/16" thru 2" I.D. wire reinforced hose including six spiral. Shipped with a 12" serrated blade. Available in 230V 1 phase (30 amp), 230V 3 phase (20 amp), and 440V 3 phase (20 amp). Special order item, specify electrical. 5.0 HP motor. Weight 120 lbs.



**F**  
REUSABLES,  
PUSHON, ACCESS.

### Drilled Swage Dies & Pushers

### CS Crimp Dies for T-400 Series Crimpers

**G**  
ADAPTERS



These dies and pushers work in swage machines. Precision engineered and manufactured to insure a perfect assembly job every time.

**H**  
FABRICATION  
EQUIPMENT



New CS Crimp Dies For T-400 Series Crimpers. Full Crimp For Increased Performance! Drop-In Functionality, No Changes to Machine Required!

2C-CSI	1/4"
3C-CSI	3/8"
4C-CSI	1/2"
64C-CSI	5/8"
5C-CSI	3/4"
6C-CSI	1"
CAGE-CSI	Replacement cage all sizes

**J**  
THREAD ID  
TECHNICAL

### Coupling Hose Insertion Depth Blocks

Coupling insertion blocks make quick and easy work of marking hose assemblies for coupling insertion depth. This will help ensure a properly made assembly. Made from aluminum and drilled for mounting.



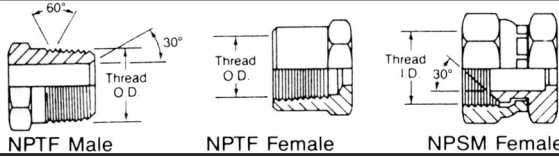
Series:	Part Number:	Size Range:
Vari-Crimp	IB-VC	1/4-1-1/4"
A Series	IB-A	1/4-1-1/4"
GC Series	IB-GC	1/4-1-1/4"

**WWW.COUPLAMATIC.COM**



## Thread Identification Guide

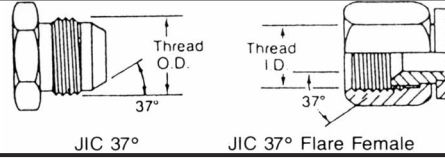
### NPTF Pipe Thread



The NPTF (IPT) male will mate with the NPTF or NPSM female. The NPTF (IPT) male has tapered threads and a 30 degree inverted seat. The NPTF female has tapered threads and no seat. The seal takes place by deformation of the threads. The NPSM female has straight threads and a 30 degree inverted seat. The seal takes place on the 30 degree seat.

Nominal Size (in.)	No. Threads Per Inch	Female Thread I.D. (in.)	Male Thread O.D. (in.)
1/8	27	23/64	13/32
1/4	18	15/32	35/64
3/8	18	19/32	43/64
1/2	14	3/4	27/32
3/4	14	61/64	1-1/16
1	11-1/2	1-13/64	1-5/16
1-1/4	11-1/2	1-17/32	1-43/64
1-1/2	11-1/2	1-25/32	1-29/32
2	11-1/2	2-1/4	2-3/8

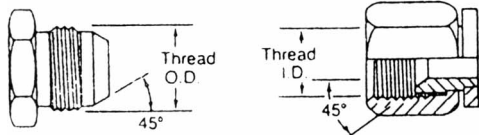
### JIC 37° Flare



The JIC 37 degree flare male will mate with a JIC female only. The JIC male has straight threads and a 37 degree flare seat. The JIC female has straight threads and a 37 degree flare seat. The seal is made on the 37 degree flare seat.

Nominal Size (in.)	No. Threads Per Inch	Female Thread I.D. (in.)	Male Thread O.D. (in.)
1/4	20	25/64	7/16
5/16	20	29/64	1/2
3/8	18	1/2	9/16
1/2	16	11/16	3/4
5/8	14	13/16	7/8
3/4	12	31/32	1-1/16
7/8	12	1-7/64	1-3/16
1	12	1-15/64	1-5/16
1-1/4	12	1-35/64	1-5/8
1-1/2	12	1-51/64	1-7/8
2	12	2-27/64	2-1/2

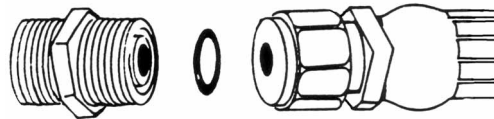
### SAE 45° Flare



The SAE 45 degree flare male will mate with an SAE 45 degree flare female only. The SAE male has straight threads and a 45 degree flare seat. The SAE female has straight threads and a 45 degree flare seat. The seal is made on the 45 degree flare seat.

Nominal Size (in.)	No. Threads Per Inch	Female Thread I.D. (in.)	Male Thread O.D. (in.)
1/4	20	25/64	7/16
5/16	20	29/64	1/2
3/8	18	9/16	5/8
1/2	16	11/16	3/4

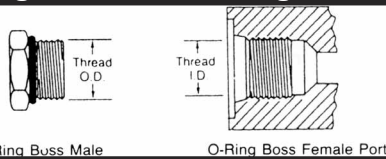
### ORF (O-Ring Face Seal)



The ORF Seal system consists of a flat, finished surface on the female connector's flange and a recessed O-Ring held in a circular groove on the male. The seal is created as the flange and O-Ring make contact as the female nut screws onto the male thread. A secondary seal is made as the male connector is drawn into contact with the flange. The back-up seal also prevents extrusion of the O-Ring under extreme pressure. ORF provides a better seal in high-vibrating, high-impulse or high-torque applications.

Nominal Size I.D.	No. Threads Per Inch	Female Thread I.D.	Male Thread O.D.
1/4	18	33/64	9/16
3/8	16	5/8	11/16
1/2	16	3/4	13/16
3/4	12	1-13/32	1-3/16
1	12	1-23/64	1-7/16
1-1/4	12	1-39/64	1-11/16

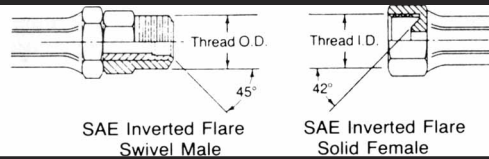
### SAE Straight Thread O-Ring Boss



The O-ring boss male will mate with an O-ring boss female only. The female is generally found on ports. The male has straight threads and an O-ring. The female has straight threads and a sealing face. The seal is made at the O-ring on the male and the sealing face on the female.

Nominal Size (in.)	No. Threads Per Inch	Female Thread I.D. (in.)	Male Thread O.D. (in.)	O-Ring I.D.	O-Ring Torus
1/4	20	25/64	7/16	.351	.072
3/8	18	1/2	9/16	.468	.078
1/2	16	11/16	3/4	.644	.087
5/8	14	13/16	7/8	.755	.097
3/4	12	31/32	1-1/16	.924	.116

### SAE Inverted Flare



The SAE 45 degree inverted flare male will mate with an 42 degree inverted flare female only. The male has straight threads and a 45 degree inverted flare. The female has straight threads and a 42 degree inverted flare. The seal is made on the 45 degree flare seat on the male and the 42 degree flare seat on the female.

Nominal Size (in.)	No. Threads Per Inch	Female Thread I.D. (in.)	Male Thread O.D. (in.)
1/4	24	25/64	7/16
5/16	20	29/64	1/2
3/8	18	37/64	5/8
1/2	18	45/64	3/4

A  
HOSE

B  
VAR-CRIMP  
COUPLINGS

C  
GRIP CRIMP  
COUPLINGS

D  
3 SERIES  
THERMOPLASTIC

E  
QUICK  
COUPLERS

F  
REUSABLE,  
PUSH-ON ACCESS.

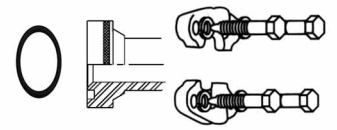
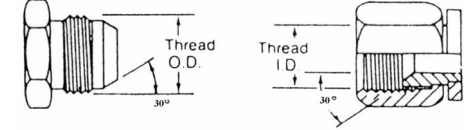
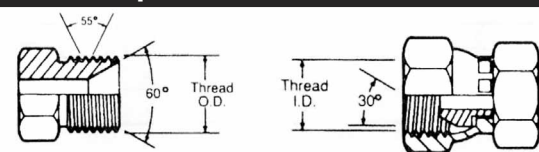
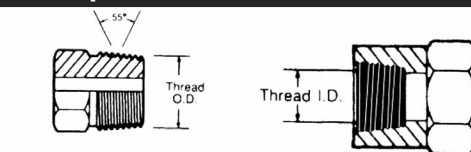
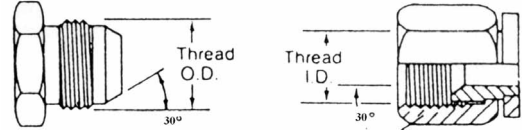
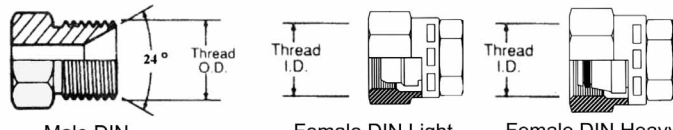
G  
ADAPTERS

H  
FABRICATION  
EQUIPMENT

J  
THREAD ID  
TECHNICAL

WWW.  
COUPLAMATIC  
.COM

## Thread Identification Guide

<b>A</b> HOSE	<h3>Split Flange Couplings</h3> 	<h3>Female JIS 30° Flare</h3> 																																																																																									
<b>B</b> VAR-CRIMP COUPLINGS	<p>Split Flange couplings work well in high pressure or high vibration applications. A split flange clamp is bolted to a machined port sealing the split flange head and O-ring to the port. There are two typical styles: Code 61 &amp; Code 62, with Code 62 for higher pressure applications.</p> <table border="1"> <thead> <tr> <th>Nominal Size (in.)</th> <th>Code 61 Diameter</th> <th>Code 62 EHD Diameter</th> </tr> </thead> <tbody> <tr><td>1/2</td><td>1.19</td><td>-</td></tr> <tr><td>3/4</td><td>1.50</td><td>1.62</td></tr> <tr><td>1</td><td>1.75</td><td>1.88</td></tr> <tr><td>1-1/4</td><td>2.00</td><td>2.12</td></tr> <tr><td>1-1/2</td><td>2.38</td><td>2.50</td></tr> <tr><td>2</td><td>2.81</td><td>3.12</td></tr> </tbody> </table>	Nominal Size (in.)	Code 61 Diameter	Code 62 EHD Diameter	1/2	1.19	-	3/4	1.50	1.62	1	1.75	1.88	1-1/4	2.00	2.12	1-1/2	2.38	2.50	2	2.81	3.12	<p>The JIS 30 Degree flare is similar to the JIC 37 Degree. The only differences are that the threads are a British straight thread (BSPP) and the sealing seat is 30 degrees. The seal is made on the 30 degree seat.</p> <table border="1"> <thead> <tr> <th>Nominal Size (in.)</th> <th>Thread Size</th> <th>Female Thread I.D. (in.)</th> <th>Male Thread O.D. (in.)</th> </tr> </thead> <tbody> <tr><td>1/4</td><td>1/4-19</td><td>1/2</td><td>17/32</td></tr> <tr><td>3/8</td><td>3/8-19</td><td>5/8</td><td>11/16</td></tr> <tr><td>1/2</td><td>1/2-14</td><td>25/32</td><td>27/32</td></tr> <tr><td>3/4</td><td>3/4-14</td><td>1</td><td>1-1/16</td></tr> <tr><td>1</td><td>1-11</td><td>1-1/4</td><td>1-11/32</td></tr> </tbody> </table>	Nominal Size (in.)	Thread Size	Female Thread I.D. (in.)	Male Thread O.D. (in.)	1/4	1/4-19	1/2	17/32	3/8	3/8-19	5/8	11/16	1/2	1/2-14	25/32	27/32	3/4	3/4-14	1	1-1/16	1	1-11	1-1/4	1-11/32																																												
Nominal Size (in.)	Code 61 Diameter	Code 62 EHD Diameter																																																																																									
1/2	1.19	-																																																																																									
3/4	1.50	1.62																																																																																									
1	1.75	1.88																																																																																									
1-1/4	2.00	2.12																																																																																									
1-1/2	2.38	2.50																																																																																									
2	2.81	3.12																																																																																									
Nominal Size (in.)	Thread Size	Female Thread I.D. (in.)	Male Thread O.D. (in.)																																																																																								
1/4	1/4-19	1/2	17/32																																																																																								
3/8	3/8-19	5/8	11/16																																																																																								
1/2	1/2-14	25/32	27/32																																																																																								
3/4	3/4-14	1	1-1/16																																																																																								
1	1-11	1-1/4	1-11/32																																																																																								
<b>C</b> GRIP CRIMP COUPLINGS	<h3>BSPP Pipe Thread</h3> 	<h3>BSPT Pipe Thread</h3> 																																																																																									
<b>D</b> 3 SERIES THERMOPLASTIC	<p>The British Standard Parallel Pipe Thread is similar to the NPSM pipe thread in that they both seal on the 30 degree seat of the corresponding female fitting. BSPP and NPSM are NOT interchangeable due to the fact that the thread angle differs. The BSPP thread angle is 55 degrees, and the NPSM thread angle is 60 degrees.</p> <table border="1"> <thead> <tr> <th>Nominal Size (in.)</th> <th>No. Threads Per Inch</th> </tr> </thead> <tbody> <tr><td>1/4</td><td>19</td></tr> <tr><td>3/8</td><td>19</td></tr> <tr><td>1/2</td><td>14</td></tr> <tr><td>5/8</td><td>14</td></tr> <tr><td>3/4</td><td>14</td></tr> <tr><td>1</td><td>11</td></tr> <tr><td>1-1/4</td><td>11</td></tr> </tbody> </table>	Nominal Size (in.)	No. Threads Per Inch	1/4	19	3/8	19	1/2	14	5/8	14	3/4	14	1	11	1-1/4	11	<p>The British Standard Tapered Pipe Thread is similar to the NPTF pipe thread in that they both seal on the deformation of the threads. BSPT and NPTF are NOT interchangeable due to the fact that the thread angle differs. The BSPT thread angle is 55 degrees, and the NPTF thread angle is 60 degrees.</p> <table border="1"> <thead> <tr> <th>Nominal Size (in.)</th> <th>No. Threads Per Inch</th> </tr> </thead> <tbody> <tr><td>1/4</td><td>19</td></tr> <tr><td>3/8</td><td>19</td></tr> <tr><td>1/2</td><td>14</td></tr> <tr><td>5/8</td><td>14</td></tr> <tr><td>3/4</td><td>14</td></tr> <tr><td>1</td><td>11</td></tr> <tr><td>1-1/4</td><td>11</td></tr> </tbody> </table>	Nominal Size (in.)	No. Threads Per Inch	1/4	19	3/8	19	1/2	14	5/8	14	3/4	14	1	11	1-1/4	11																																																									
Nominal Size (in.)	No. Threads Per Inch																																																																																										
1/4	19																																																																																										
3/8	19																																																																																										
1/2	14																																																																																										
5/8	14																																																																																										
3/4	14																																																																																										
1	11																																																																																										
1-1/4	11																																																																																										
Nominal Size (in.)	No. Threads Per Inch																																																																																										
1/4	19																																																																																										
3/8	19																																																																																										
1/2	14																																																																																										
5/8	14																																																																																										
3/4	14																																																																																										
1	11																																																																																										
1-1/4	11																																																																																										
<b>E</b> QUICK COUPLERS	<h3>Female 30° Flare</h3> 	<h3>DIN Style Couplings</h3> 																																																																																									
<b>F</b> REUSABLE PUSH-IN ACCESS	<p>The Female 30 Degree flare is similar to the JIC 37 Degree. The only differences are that the threads are a Metric straight thread and the sealing seat is 30 degrees. The seal is made on the 30 degree seat. This particular style of couplings is frequently referred to as a 'Komatsu' style connection.</p> <table border="1"> <thead> <tr> <th>Nominal Size (mm)</th> <th>Thread Size</th> <th>Female Thread I.D. (mm)</th> <th>Male Thread O.D. (mm)</th> </tr> </thead> <tbody> <tr><td>6</td><td>M14x1.5</td><td>12.5</td><td>14</td></tr> <tr><td>9</td><td>M18x1.5</td><td>16.5</td><td>18</td></tr> <tr><td>12</td><td>M22x1.5</td><td>20.5</td><td>22</td></tr> <tr><td>16</td><td>M24x1.5</td><td>22.5</td><td>24</td></tr> <tr><td>19</td><td>M30x1.5</td><td>28.5</td><td>30</td></tr> <tr><td>25</td><td>M33x1.5</td><td>31.5</td><td>33</td></tr> </tbody> </table>	Nominal Size (mm)	Thread Size	Female Thread I.D. (mm)	Male Thread O.D. (mm)	6	M14x1.5	12.5	14	9	M18x1.5	16.5	18	12	M22x1.5	20.5	22	16	M24x1.5	22.5	24	19	M30x1.5	28.5	30	25	M33x1.5	31.5	33	<p>DIN style couplings seal in several different configurations. The common male has a 24 degree included angle seat. Two of the female styles are represented above. The Female DIN Light seals on globeseal, and the Female DIN Heavy seals on a 24 degree seat with an O-ring. As expected the Female DIN Heavy is for higher pressure applications.</p> <table border="1"> <thead> <tr> <th>Nominal Size Light (mm)</th> <th>Nominal Size Heavy (mm)</th> <th>Thread Size (Metric)</th> <th>Female Thread ID (mm)</th> <th>Male Thread OD (mm)</th> </tr> </thead> <tbody> <tr><td>6</td><td></td><td>M12x1.5</td><td>10.6</td><td>12</td></tr> <tr><td>8</td><td>6</td><td>M14x1.5</td><td>12.5</td><td>14</td></tr> <tr><td>10</td><td>8</td><td>M16x1.5</td><td>14.5</td><td>16</td></tr> <tr><td>12</td><td>10</td><td>M18x1.5</td><td>16.5</td><td>18</td></tr> <tr><td></td><td>12</td><td>M20x1.5</td><td>18.5</td><td>20</td></tr> <tr><td></td><td>14</td><td>M22x1.5</td><td>20.5</td><td>22</td></tr> <tr><td></td><td>16</td><td>M24x1.5</td><td>22.5</td><td>24</td></tr> <tr><td>18</td><td></td><td>M26x1.5</td><td>24.5</td><td>26</td></tr> <tr><td>22</td><td>20</td><td>M30x2.0</td><td>28</td><td>30</td></tr> <tr><td>28</td><td>25</td><td>M36x2.0</td><td>34</td><td>36</td></tr> <tr><td></td><td>30</td><td>M42x2.0</td><td>40</td><td>42</td></tr> </tbody> </table>	Nominal Size Light (mm)	Nominal Size Heavy (mm)	Thread Size (Metric)	Female Thread ID (mm)	Male Thread OD (mm)	6		M12x1.5	10.6	12	8	6	M14x1.5	12.5	14	10	8	M16x1.5	14.5	16	12	10	M18x1.5	16.5	18		12	M20x1.5	18.5	20		14	M22x1.5	20.5	22		16	M24x1.5	22.5	24	18		M26x1.5	24.5	26	22	20	M30x2.0	28	30	28	25	M36x2.0	34	36		30	M42x2.0	40	42	
Nominal Size (mm)	Thread Size	Female Thread I.D. (mm)	Male Thread O.D. (mm)																																																																																								
6	M14x1.5	12.5	14																																																																																								
9	M18x1.5	16.5	18																																																																																								
12	M22x1.5	20.5	22																																																																																								
16	M24x1.5	22.5	24																																																																																								
19	M30x1.5	28.5	30																																																																																								
25	M33x1.5	31.5	33																																																																																								
Nominal Size Light (mm)	Nominal Size Heavy (mm)	Thread Size (Metric)	Female Thread ID (mm)	Male Thread OD (mm)																																																																																							
6		M12x1.5	10.6	12																																																																																							
8	6	M14x1.5	12.5	14																																																																																							
10	8	M16x1.5	14.5	16																																																																																							
12	10	M18x1.5	16.5	18																																																																																							
	12	M20x1.5	18.5	20																																																																																							
	14	M22x1.5	20.5	22																																																																																							
	16	M24x1.5	22.5	24																																																																																							
18		M26x1.5	24.5	26																																																																																							
22	20	M30x2.0	28	30																																																																																							
28	25	M36x2.0	34	36																																																																																							
	30	M42x2.0	40	42																																																																																							
<b>G</b> ADAPTERS																																																																																											
<b>H</b> FABRICATION EQUIPMENT																																																																																											
<b>J</b> THREAD ID TECHNICAL																																																																																											
<b>WWW.COUPLAMATIC.COM</b>																																																																																											

# Technical Information

## Hose Standards and Specifications:

Hose Part #	Page #	SAE	DOT/FMVSS	MSHA	USCG	ISO	EN	Notes	
1SN	A-1	100R1AT		*		ISO 1436	EN 853 Type 1SN		HOSE <b>A</b>
57MB-2	A-2	100R2AT		*					
R2AT	A-2	100R2AT		*					
2SN	A-3			*		ISO 1436	EN 853 Type 2SN		
2SK	A-3			*					
HPIII	A-4	100R16		*					VAR-CRIMP COUPLINGS <b>B</b>
R16CS	A-4	100R16		*					
R16	A-5	100R16		*		ISO 11237-1	EN 853 Type 2SC		
CS-GUARD R16	A-5	100R16		*	*	ISO 11237-1	EN 853 Type 2SC		
ULTRA R16	A-6	100R16		*		ISO 11237-1	EN 853 Type 2SC		
DH16	A-6	100R16		*		ISO 11237-1	EN 853 Type 2SC		
DHEX16	A-7	100R16		*		ISO 11237-1	EN 853 Type 2SC		GRIP CRIMP COUPLINGS <b>C</b>
HPI	A-7	100R17		*					
R17R	A-8	100R17		*					
R17	A-8	100R17		*		ISO 18752			
WDH17	A-9	100R17		*		ISO 11237-1			
R19	A-9	100R19		*		ISO 18752			3 SERIES THERMOPLASTIC <b>D</b>
R3	A-10	100R3		*					
R4	A-10	100R4		*					
R5	A-11	100R5	106 Type All					3/16" - 5/8"	
HTR5	A-11	100R5	106 Type All					3/16" - 5/8"	
R6	A-12	100R6					EN 854 R6		
H7	A-12	100R7							QUICK COUPLERS <b>E</b>
H7TL	A-13	100R7							
H7NC	A-13	100R7							
H7TLNC	A-14	100R7							
RD7	A-14	100R7						ANSI 92.2	
RD7TL	A-15	100R7						ANSI 92.2	
RD7NC	A-15	100R7						ANSI 92.2	
RD7TLNC	A-16	100R7						ANSI 92.2	
HS8	A-16	100R8							REUSABLE, PUSHON, ACCESS. <b>F</b>
HS8NC	A-17	100R8							
R18	A-17	100R18							
SP580	A-18	100R12		*			EN 856 R12		
R12	A-18	100R12		*		ISO 1307	EN 856 R12		
CS-FLEX 4	A-19			*		ISO 18752			ADAPTERS <b>G</b>
CS-GUARD FLEX 4	A-19			*	*	ISO 18752			
DHEXR12	A-20	100R12		*		ISO 1307	EN 856 R12		
CS-FLEX 5	A-20			*		ISO 18752			
R13	A-21	100R13		*		ISO 1307	EN 856 R13		FABRICATION EQUIPMENT <b>H</b>
DHEXR13	A-21	100R13		*		ISO 1307	EN 856 R13		
CS-FLEX 6	A-22			*		ISO 18752			
R15	A-22	100R15		*		ISO 1307	EN 856 R15		
4SH	A-23			*		ISO 1307	EN 856 4SH		THREAD ID TECHNICAL <b>J</b>
JH2	A-23					ISO 1307			
TR14	A-27	100R14							
3284H	A-27								
F204	A-28							R12 & R134A	
025H	A-28								WWW. COUPLAMATIC COM <b>WWW</b>
024H	A-29								
026H	A-29								
J1402A	A-30	J1402A	106 Type All				DIN 74310		



# Technical Information

## Coupling Codes and Configurations:

Fitting Series
CS - Vari-Crimp Series
A - A-Series
GC - GC-Series
GW - GW Series
R5 - R5 Series
T - T-Series
3 - 3-Series
4GC - 4GC-Series
6GC - 6GC-Series
4SH - 4SH-Series

**Coupling Code**  
See Coupling Codes Below

Hose Size
-2
-3
-4
-5
-6
-8
-10
-12
-16
-20
-24
-32

Fitting Size / Thread / Tube Size
-2
-3
-4
-5
-6
-8
-10
-12
-16
-20
-24
-32
Metric Tube Sizes

# CS 09 - 8 X 8

Example Shown: CS - Vari-Crimp, 09 - JIC 37° Swivel Female, Hose size -8 (1/2"), 8 - 3/4x16 Thread / 1/2" Tube size

Series	Coupling Description
xx01	NPTF Solid Male
xx02	NPTF Solid Female
xx03	Solid Female Grease Tap
xx04	NPTF Swivel Male
xx05	NPSM Swivel Female
xx06	SAE 45° Solid Male
xx07	SAE 45° Swivel Female
xx08	JIC 37° Solid Male
xx09	JIC 37° Swivel Female
xx10	BSPP Swivel Female
xx11	ORB Solid Male
xx12	ORB Swivel Male
xx13	Hose Splicer
xx14	90° NPTF Swivel Male
xx15	ORB 90° Swivel Male
xx16	NPTF Swivel Female
xx17	JIC 37° 90° Swivel Female
xx18	Male Straight Inverted Flare
xx19	45° Bend Male Inverted Flare
xx20	90° Bend Male Inverted Flare
xx21	Standpipe Coupling
xx22	45° Bend SAE Swivel Female
xx23	90° Bend SAE Swivel Female
xx24	90° JIC/SAE Dual Seat Swivel Female (Med Drop)
xx25	45° JIC/SAE Dual Seat Swivel Female
xx26	90° JIC/SAE Dual Seat Swivel Female
xx27	90° JIC/SAE Dual Seat Swivel Female (Long Drop)
xx28	Tube Repair
xx29	ORF Solid Male
xx30	ORF Straight Tube Swivel Female
xx31	45° ORF Swivel Female
xx32	90° ORF Swivel Female (Short Drop)
xx33	90° ORF Swivel Female (Long Drop)
xx34	90° ORF Swivel Female (Med Drop)
xx35	BSPT Solid Male
xx36	BSPP Solid Male
xx37	DIN Universal Seat Female Swivel (Light)
xx38	DIN 24° Seat Female Swivel (Heavy)

Series	Coupling Description
xx39	Female Swivel 30° flare (Komatsu)
xx40	JIS 30° flare Swivel Female
xx41	DIN Universal Seat Female 45° Swivel (Light)
xx42	DIN 24 degree seat Female 45° Swivel (Heavy)
xx43	BSPP Swivel Female 45° tube
xx44	DIN Universal Seat Female 90° Swivel (Light)
xx45	DIN 24 degree Seat Female 90° Swivel (Heavy)
xx46	BSPP Swivel Female 90° tube
xx47	Code 61 Split Flange Straight
xx48	Code 61 Split Flange 22.5° tube
xx49	Code 61 Split Flange 30° tube
xx50	Code 61 Split Flange 45° tube
xx51	Code 61 Split Flange 60° tube
xx52	Code 61 Split Flange 67.5° tube
xx53	Code 61 Split Flange 90° tube
xx54	Code 61 Split Flange 90° tube Long Drop
xx55	Code 61 Split Flange 100° tube
xx56	Code 61 Split Flange 110° tube
xx57	Code 61 Split Flange 135° tube
xx60	Code 62 Split Flange Straight
xx61	Code 62 Split Flange 45° tube
xx62	Code 62 Split Flange 90° tube
xx63	Code 62 Split Flange 90° tube Long Drop
xx64	Female JIS 30° Flare - 45° tube
xx65	Female JIS 30° Flare - 90° tube
xx66	Male DIN Solid 24° Seat (Light)
xx67	Male DIN Solid 24° Seat (Heavy)
xx68	Female JIC Straight Tube Style
xx70	Routing Sleeve
xx75	ORF Straight Swivel Female Short Rise
xx80	Extra Heavy Duty Flange Straight
xx81	Extra Heavy Duty Flange 45° tube
xx82	Extra Heavy Duty Flange 90° tube
xx83	Extra Heavy Duty Flange 90° tube Long Drop
xxAP	API Pipe Thread
xxHUF	Female 1502 Hammer Union
xxHUM	Male 1502 Hammer Union

A	HOSE
B	VARI-CRIMP COUPLINGS
C	GRIP CRIMP COUPLINGS
D	3 SERIES THERMOPLASTIC
E	QUICK COUPLERS
F	REUSABLES, PUSHON, ACCESS.
G	ADAPTERS
H	FABRICATION EQUIPMENT
J	THREAD ID TECHNICAL
WWW.COUPLAMATIC.COM	

# Technical Information

## Recommended Working Pressures (PSI) by connection type:

Note: Maximum working pressure of a hose assembly is the lesser of the rated pressure of the hose or the end connection.

HOSE A	Thread Style	Series Code	Pressure Rating (PSI)												
			-2	-3	-4	-5	-6	-8	-10	-12	-16	-20	-24	-32	
VAR-CRIMP COUPLINGS B	Male Pipe	01	1000		1000		1000	1000		7500	6000	5000	3000	2500	
	Female Pipe	02, 05	7500		7000		6000	5000		4000	3000	2500			
	Male BSP	36			9000		8000	6000		5000					
	Female BSP	10, 43, 46			9000		8000	6000	5500	5000	4000	3500			
	JIS/Metric	35, 39, 40			5000		5000	5000		4000	3000	2500			
	O-Ring Swivel	04, 12, 14, 15, 16			3000	3000	3000	3000	2750	2250	2000				
GRIP CRIMP COUPLINGS C	JIC/ORB	08, 09, 11, 24, 25, 26, 27		6000	6000	6000	5000	5000	5000	5000	4000	3000	2500	2500	
	SAE	07, 22, 23					3000			2250					
	Tube Repair	28			6000	6000	5500	5500	4000	4000	3500				
	SAE Inverted	18, 19, 20			2750	2500	2250	2000							
	O-Ring Face	30, 31, 32, 33, 34			9000		9000	9000	6000	6000	6000	4000	4000		
3 SERIES THERMOPLASTIC D	Code 61	47, 48, 49, 50, 51, 52, 53,							5000		5000	5000	4000	4000	3000
	Code 62	60, 61, 62, 63								6000	6000	6000	6000	6000	
	EHD Flanges	80, 81, 82, 83								6000	6000	6000	6000	6000	
	<b>Thread Style</b>	<b>Series Code</b>	<b>6mm</b>	<b>8mm</b>	<b>10m</b>	<b>12m</b>	<b>14m</b>	<b>15m</b>	<b>16m</b>	<b>18m</b>	<b>20m</b>	<b>22m</b>	<b>25m</b>	<b>28m</b>	<b>30mm</b>
	DIN Light	37, 41, 44	3500	3500	3500	3500		3500		2250		2250		1400	
	DIN Heavy	38, 42, 45		9000	9000	9000	9000		6000		6000		6000		6000

## Torque Values and Conversions

### JIC and SAE Connection Torque Values

### ORF (O-Ring Face Seal) Connection Torque Values

Size	Pound Foot	Pound Inch	Newton Meters	Size	Pound Foot	Pound Inch	Newton Meters
-2	6 - 7	72 - 84	8 - 9	-4	18 - 20	221 - 243	25 - 28
-3	8 - 9	96 - 108	11 - 12	-5	22 - 24	266 - 292	30 - 33
-4	11 - 13	130 - 150	15 - 17	-6	30 - 32	354 - 389	40 - 44
-5	14 - 16	165 - 195	19 - 22	-8	41 - 45	487 - 535	55 - 61
-6	20 - 22	235 - 265	27 - 30	-10	44 - 49	531 - 584	60 - 66
-8	44 - 48	525 - 575	59 - 65	-12	66 - 73	797 - 876	90 - 99
-10	50 - 58	600 - 700	68 - 79	-14	85 - 93	1018 - 1120	115 - 127
-12	79 - 88	950 - 1050	107 - 119	-16	92 - 101	1106 - 1217	125 - 138
-14	94 - 103	1128 - 1236	127 - 140	-20	125 - 138	1505 - 1655	170 - 187
-16	117 - 125	1400 - 1500	158 - 169	-24	148 - 162	1770 - 1947	200 - 220
-20	158 - 175	1900 - 2100	215 - 237	-32	376 - 414	4514 - 4965	510 - 561
-24	188 - 213	2250 - 2550	254 - 288				
-32	250 - 283	3000 - 3400	339 - 384				

### NPTF / NPSM Connection Torque Values

### Torque and Metric Conversions

Size	Turns from Finger Tight	Pound Inch	Newton Meters
-2	3/4 - 1 3/4	8 - 12	11 - 16
-4	3/4 - 1 3/4	21 - 25	28 - 34
-6	3/4 - 1 3/4	36 - 40	49 - 54
-8	1/2 - 1 1/2	50 - 54	68 - 73
-12	1/2 - 1 1/2	74 - 78	100 - 106
-16	1/2 - 1 1/2	108 - 112	146 - 152
-20	1/2 - 1 1/2	150 - 154	203 - 209
-24	1/2 - 1 1/2	207 - 211	281 - 286
-32	1/2 - 1 1/2	296 - 300	401 - 407

Pound Inch = Pound Foot x 12  
 Pound Foot = Pound Inch x 0.083  
 Pound Inch = Newton Meter x 8.85  
 Pound Foot = Newton Meter x 0.737  
 Newton Meter = Pound Inch x 0.113  
 Newton Meter = Pound Foot x 1.356

inches x 25.4 = millimeters (mm)  
 inches x 2.54 = centimeters (cm)  
 feet x .3048 = meters (m)  
 yard x .9144 = meters (m)  
 psi x .0689 = bar  
 psi x .0069 = Megapascals (MPa)  
 millimeter x .0394 = inch (in)  
 centimeter x .3937 = inch (in)  
 meters x 3.281 = feet (ft)  
 meters x 1.0936 = yards (yd)  
 bar x 14.5 = psi  
 Megapascals x 145.0 = psi

Due to the variety of factors which affect the turns method, the values indicated are approximate and should be used only for initial installation, by experienced installation personnel.

HOSE  
A

VAR-CRIMP  
COUPLINGS  
B

GRIP CRIMP  
COUPLINGS  
C

3 SERIES  
THERMOPLASTIC  
D

QUICK  
COUPLERS  
E

REUSABLES  
PUSHON ACCESS  
F

ADAPTERS  
G

FABRICATION  
EQUIPMENT  
H

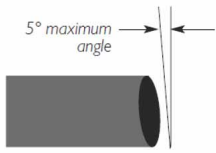
THREAD ID  
TECHNICAL  
J

WWW.  
COUPLAMATIC  
.COM


# Technical Information

## Hose Assembly Guidelines:

### Cutting Hose



When cutting any hose, keep the cut as straight as possible and square with the side of the hose. The maximum allowable angle of a cut is 5°.



### Insertion Depth



Ensure hose is inserted to the proper insertion depth into the fitting prior to crimping.

Use insertion depth blocks or measure to mark a line on the hose to the proper insertion depth.

### Selecting Crimp OD

When selecting the correct crimp O.D. there are many factors that need to be known

- Type of hose to be used
- Type of fitting to be used
- Type of crimper to be used
- Crimper die selection

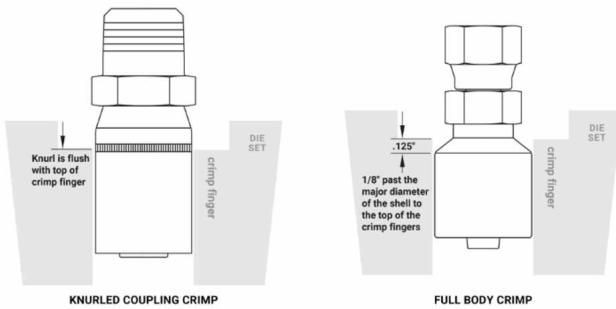


### Crimping Hose

- Find the correct crimp O.D. on the crimp chart
- Use the correct dies and spacer plate for the desired crimp O.D.
- Lubricate cone to reduce friction



### Crimping Hose



### Crimping Hose

- Insert dies and fitting assembly into crimper
- Place spacer plate on top of dies, ensuring the plate is centered
- Line up crimp die to top edge of knurl mark of fitting

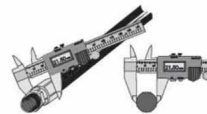


### Crimping Hose

- Push foot pedal/button to begin crimping process
- Crimper should bottom out and retract once foot pedal/button has been released
- Inspect fitting crimp for issues and measure crimp O.D.



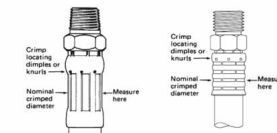
### Fitting Crimp Measurement



Measure crimp diameter on the flat surfaces in the middle of the crimp length of the crimped ferrule. Do not use the raised ridges for measurement.

Repeat measurement 90° apart to get multiple measurements use the smallest crimp diameter as the actual reading.

Never use hose assemblies with incorrect crimp diameters.



A  
HOSE

B  
VAR-CRIMP  
COUPLINGS

C  
GRIP CRIMP  
COUPLINGS

D  
3 SERIES  
THERMOPLASTIC

E  
QUICK  
COUPLERS

F  
REUSABLES,  
PUSH-ON, ACCESS.

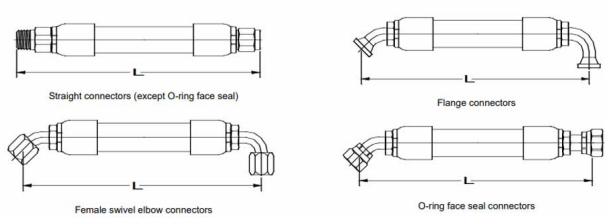
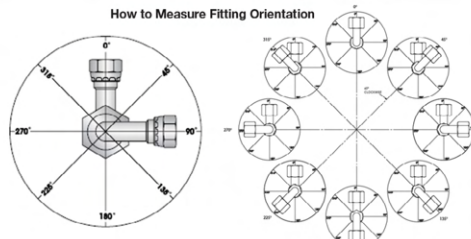
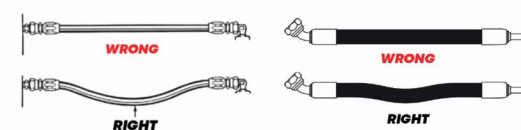
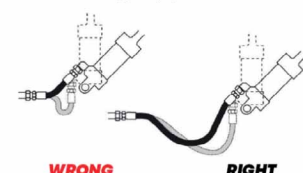
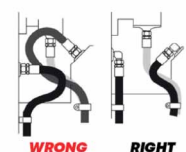
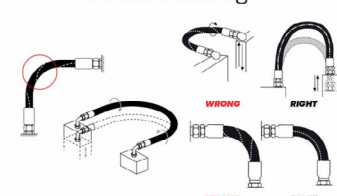
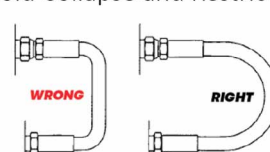
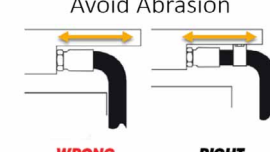
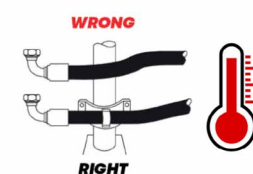
G  
ADAPTERS

H  
FABRICATION  
EQUIPMENT

J  
THREAD ID  
TECHNICAL

WWW.  
COUPLAMATIC  
.COM

## Hose Assembly Guidelines:

<p><b>A</b> HOSE</p>	<h3>Assembly measurement</h3>  <p>Straight connectors (except O-ring face seal)</p> <p>Flange connectors</p> <p>Female swivel elbow connectors</p> <p>O-ring face seal connectors</p>	<h3>Clocking</h3> <p>How to Measure Fitting Orientation</p>  <p>Orientation is determined by the number of degrees measured in a clockwise direction between the farthest fitting and the nearest fitting.</p>
<p><b>B</b> VARIABLE CRIMP COUPLINGS</p>	<h3>Straight Hose Installations</h3>  <p><b>WRONG</b></p> <p><b>WRONG</b></p> <p><b>RIGHT</b></p> <p><b>RIGHT</b></p>	<h3>Flexing Applications</h3>  <p><b>WRONG</b></p> <p><b>RIGHT</b></p>
<p><b>C</b> GRIP CRIMP COUPLINGS</p> <p><b>D</b> 3 SERIES THERMOPLASTIC</p>	<p>When hoses are installed in a straight line, without any bends, they shouldn't be stretched tightly between the couplings on either end. Leave a small amount of slack. This allows the hose to cope with the pressure that's applied when the hydraulic system is active.</p>	<p>Use proper length hose to maintain adequate bend radius.</p> <p>Hoses that are connected to moving parts need to be long enough to handle the full range of movement.</p>
<p><b>E</b> QUICK COUPLERS</p>	<h3>Bending Application</h3>  <p><b>WRONG</b></p> <p><b>RIGHT</b></p>	<h3>Avoid Twisting</h3>  <p><b>WRONG</b></p> <p><b>RIGHT</b></p>
<p><b>F</b> REUSABLE PUSH-IN ACCESS</p>	<p>At bends, provide sufficient hose so that it does not have a bend radius less than its recommended minimum bend radius. Too tight a bend may kink the hose and restrict or stop the fluid flow. In many cases the proper use of adapters and hose fittings can eliminate tight bends or kinks.</p>	<p>Do not install hose with a twisted position. If pressure is applied to a twisted hose, it can lead to hose failure, loose connections and shortened hose lifespan.</p> <p>When bending hoses, keep them in the same plane.</p>
<p><b>G</b> ADAPTERS</p>	<h3>Avoid Collapse and Restriction</h3>  <p><b>WRONG</b></p> <p><b>RIGHT</b></p>	<h3>Avoid Abrasion</h3>  <p><b>WRONG</b></p> <p><b>RIGHT</b></p>
<p><b>H</b> FABRICATION EQUIPMENT</p>	<p>To avoid hose collapse and flow restriction, keep hose bend radius as large as possible.</p> <p>Refer to hose specification tables for minimum bend radius.</p>	<p>Hoses should be installed in such a way that they aren't rubbing against other parts of the machine, especially moving parts and corners that might cut into the hose over time.</p> <p>Clamps are often required to keep hoses in position and support long hose runs. Use clamps of the correct size. A clamp too large allows hose to move inside the clamp and causes abrasion.</p>
<p><b>J</b> THREAD ID TECHNICAL</p>	<h3>Avoid Heat</h3>  <p><b>WRONG</b></p> <p><b>RIGHT</b></p>	
<p><b>WWW.COULAMATIC.COM</b></p>	<p>High temperatures can damage hoses and shorten their lifespans. Hose assemblies should be installed in a way that keeps the hoses away from hot parts of the machine. If that's not possible, insulate the hoses with protective sleeving.</p>	



## Limited Warranty

Couplamatic Systems, Inc. (“CSI”) warrants that products sold by it will be free from defects in materials and workmanship. This warranty is limited by and subject to the following terms and conditions. In the event of a defect in materials or workmanship of a CSI product, and a timely claim is made, CSI will either, at CSI’s discretion, repair or replace the defective product or provide a credit for future or replacement purchases from CSI upon the purchaser’s return of the defective product. This limited warranty commences at the date of purchase of the product from CSI and extends for a period of 1 year. To make a warranty claim, a purchaser shall, within the 1-year warranty period and no later than 30 days after discovering the defect, contact CSI at 250413 Skyport Drive, Scottsbluff NE 69361 or 308-632-2112 for further instructions on completing a warranty claim. A purchaser may be required to return the product, at the purchaser’s expense, for inspection by CSI to determine whether a material or workmanship defect existed at the time of purchase. There are no other warranties express or implied, including without limitation the implied warranty of merchantability and the implied warranty of fitness for a particular purpose, which extend beyond the face of this Limited Warranty. The remedies available as set forth above in this Limited Warranty (i.e. repair, replacement, or credit at CSI’s discretion) provide for the purchaser’s sole and exclusive remedies for, and the sole responsibility and liability of CSI resulting from, any defects in CSI’s product and breach of warranty. To the fullest extent allowed by law, CSI shall NOT be liable for incidental or consequential damages due to any defects in CSI’s products.

CSI has no control over the use and application of its products and cannot accept liability for any injury, damage, or loss arising indirectly or directly from the use of its products. Information contained in this catalog is intended to serve as a guide and customers should satisfy that the products are suitable for their intended use through appropriate testing. By purchasing products from CSI, the purchaser expressly agrees to the above terms and conditions.




A	HOSE
B	VARICRIMP COUPLINGS
C	GRIP CRIMP COUPLINGS
D	3 SERIES THERMOPLASTIC
E	QUICK COUPLERS
F	REUSABLES, PUSHON, ACCESS.
G	ADAPTERS
H	FABRICATION EQUIPMENT
J	THREAD ID TECHNICAL
	WWW.COUPLAMATIC.COM



# QUALITY COUPLINGS MADE IN THE USA



[WWW.COUPLAMATIC.COM](http://WWW.COUPLAMATIC.COM)



**NAHAD**  
The Association for Hose  
and Accessories Distribution

**SAE**  
INTERNATIONAL



International  
**Fluid Power™**  
Society  
Certification Empowers Opportunity

**CETA**  
CLEANING EQUIPMENT TRADE ASSOCIATION

Couplings  
Made In ISO  
Certified  
USA Plant



**2025**

