



COUPLAMATIC

SYSTEMS INC

INNOVATION IN HYDRAULIC HOSE ASSEMBLY SYSTEMS AND COMPONENTS



1" CS-GUARD FLEX 4 4060 PSI WP 280 BAR ISO 18752 CC - EXCEEDS 100R12 PERFORMANCE FLAME RESISTANT MSHA IC

1/2" CS-FLEX 4 4060 PSI WP 280 BAR ISO 18752 CC - EXCEEDS 100R12 PERFORMANCE FLAME RESISTANT MSHA IC

3/4" CS-FLEX 5 5500 PSI WP 380 BAR ISO 18752 CC - EXCEEDS 100R13 PERFORMANCE FLAME RESISTANT MSHA IC

1/2" CS-FLEX 6 6090 PSI WP 420 BAR ISO 18752 CC - EXCEEDS 100R15 FLAME RESISTANT MSHA IC

1/2" 2SK -EXTRA HIGH PRESSURE-EXCEEDS 2SC- 5585 PSI WP HT FLAME RESISTANT MSHA IC

1/8" DURA-HYD R16 ABRASION RESISTANT R16/2SC 5000 PSI WP FLAME RESISTANT MSHA IC

1/4" DURA-HYD EX R16 SUPER ABRASION RESISTANT R16/2SC 5000 PSI WP FLAME RESISTANT MSHA IC

1/2" CS-GUARD R16 5000 PSI WP EXCEEDS R16/2SC FLAME RESISTANT MSHA IC

COMBO HOSE - (8mm) HI TEMP SAE 100R5 (DOT FMVSS 106 All. J1402 AIR BRAKE) 2250 PSI WP (15.5 MPa)

PRESSURE WASH - PRESSURE WASH - 3000 PSI @ 250°F STEAM CLEAN

PRESSURE WASH - ANIMAL FAT RESISTANT - 3000 PSI WP +250°F CSI

PRESSURE WASH 6000 PSI WP +250°F CSI

PRESSURE WASH 4000 PSI WP +250°F CSI

SAE 100R7 NON CONDUCTIVE 2250 PSI WP

LOW TEMPERATURE -70 F to +212 F (-57 C to 100 C)

SERVING THE HYDRAULIC
INDUSTRY SINCE 1959

INDEX

A HOSE	Bulk Hose - Section A Hose Index - Section A Coupling Index - Sections A-E	3 Series Thermoplastic - Section D 3 Series Thermoplastic Couplings D-1
B VARI-CRIMP COUPLINGS	Vari-Crimp System - Section B Vari-Crimp Couplings B-1 Nuts and Sleeves for Tube Repair B-8 ORF O-Rings B-11 Code 61 Flange Kits B-12 Routing Clamp Sleeves B-17	Hydraulic Quick Couplers - Section E Flat Face Couplers E-1 Flat Face Connect Under Pressure E-2 Screw to Connect Flat Face Couplers E-3 Cartridge Style Flat Face Couplers E-4 ISO A Couplers E-5 ISO B Couplers E-6 Ag Poppet Couplers E-7 Ag Ball Couplers E-8 Screw to Connect High Pressure Couplers E-9 Pressure Wash Valveless Couplers E-10 Brass Screw to Connect Couplers E-11 Quick Coupler Guidelines E-12
C GRIP CRIMP COUPLINGS	A Series BTW Couplings B-18 Nuts and Sleeves for Tube Repair B-23 ORF O-Rings B-26	
D 3 SERIES THERMOPLASTIC	GW Series 100R12 BTW Couplings B-33 ORF O-Rings B-36 Code 61 Flange Kits B-40 Code 62 Flange Kits B-41 Extra Heavy Duty Flange Kits B-42	Reusables, Push On, Accessories - Section F Reusable Couplings R1AT & R2AT F-1 Reusable Couplings R5 F-2 Push On Fittings F-4 Suction and Return Line Couplings F-5 Spring Guards F-6 Spiral Hose Guards F-7 Nylon Protective Sleeves F-8 Pressure Wash Grips F-9 Bin Labels F-9 Jack Hose Warning Label F-9 Grease Hose Assemblies F-9
E QUICK COUPLERS	SX Series 100R13 Skive Couplings B-43 R5 Series Couplings B-44 T Series Couplings B-48 T Series Stainless Steel Couplings B-52	Hydraulic Adapters - Section G Adapters G-1
F REUSABLES, PUSHON, ACCESS.	Grip Crimp System - Section C Grip Crimp Couplings C-1 Nuts and Sleeves for Tube Repair C-7 ORF O-Rings C-11 Code 61 Flange Kits C-12	Hose Fabrication Equipment - Section H Crimping Machines H-1-H-2 Power Units H-2 Hose Cut-Off Machine H-3 Cut-Off Blade H-3 Spiral Cut-Off Machine H-3 Swage Dies and Pusher H-3 T400 Dies H-3 Insertion Depth Blocks H-3
G ADAPTERS	Grip Crimp Couplings-316 Stainless Steel C-17 Grip Crimp Pressure Wash Couplings C-19	Thread Identification and Technical - Section J Thread Identification Guide J-1 Hose Standards and Specifications J-3 Hose Working Pressure and Temperature J-4 Coupling Codes and Configurations J-5 Torque Values J-6 Conversion Charts J-6 Hose Assembly Guidelines J-7 Warranty J-9
H FABRICATION EQUIPMENT	4GC Series 100R12 BTW Couplings C-20 ORF-O-Rings C-23 Code 61 Flange Kits C-26 Code 62 Flange Kits C-27 Extra Heavy Duty Flange Kits C-29	
J THREAD ID TECHNICAL	6GC Series R13, R15, 4SH BTW Couplings C-30 Code 61 Flange Kits C-32 Code 62 Flange Kits C-33 Extra Heavy Duty Flange Kits C-34	
www.couplamatic.com	4SH Series BTW Couplings C-36 Code 61 Flange Kits C-38 Code 62 Flange Kits C-39 Extra Heavy Duty Flange Kits C-40	

HOSE INDEX

DIN 1SN Import	A-1
SAE 100R2AT Domestic	A-2
SAE 100R2AT Import	A-2
DIN 2SN/SAE 100R2AT Import	A-3
2SK Extreme Pressure Import	A-3
SAE 100R16 Domestic Hy-Plus III	A-4
SAE 100R16 Import	A-4
SAE100R16/2SC	A-5
CS Guard R16 USCG SAE J1492	A-5
Ultra R16 SAE100R16/2SC High/Low Temp	A-6
Dura-Hyd SAE 100R16/2SC Abrasion Resistant	A-6
Dura-Hyd EX SAE 100R16/2SC Super Abrasion Resistant	A-7
SAE 100R17 Domestic Hy-Plus I	A-7
SAE 100R17 Import 1SN Dimension R17R	A-8
SAE 100R17 Import	A-8
Dura-Hyd SAE 100R17 Import	A-9
SAE 100R19 Import	A-9
SAE 100R3	A-10
SAE 100R4	A-10
SAE 100R5	A-11
High Temp SAE 100R5	A-11
SAE 100R6	A-12
SAE 100R7	A-12
SAE 100R7 Twin Line	A-13
SAE 100R7 Non-Conductive	A-13
SAE 100R7 Twin Line Non-Conductive	A-14
SAE 100R7 Reduced OD	A-14
SAE 100R7 Reduced OD Twin Line	A-15
SAE 100R7 Reduced OD Non-Conductive	A-15
SAE 100R7 Reduced OD Twin Line Non-Conductive	A-16
SAE 100R8	A-16
SAE 100R8 Non-Conductive	A-17
SAE 100R18 Low Temp	A-17
SAE 100R12 Domestic	A-18
SAE 100R12 Import	A-18
CS-Flex 4 Exceeds SAE 100R12	A-19
CS Guard Flex 4 USCG SAE J1492	A-19
Dura-Hyd EX SAE 100R12 Super Abrasion Resistant	A-20
CS-Flex 5 Exceeds SAE 100R13	A-20
SAE 100R13 Import	A-21
Dura-Hyd EX SAE 100R13 Super Abrasion Resistant	A-21
CS-Flex 6 Exceeds SAE 100R15	A-22
SAE 100R15	A-22
DIN 4SH	A-23
Jack Hose 10,000 PSI	A-23
Pressure Wash Hose 4000 PSI Black Blue Grey	A-24
Pressure Wash Hose 6000 PSI Black Blue Grey	A-24
Pressure Wash Hose Yellow Animal Fat Resistant	A-25
Pressure Wash/Steam Cleaner Combo Hose	A-25
Pressure Wash Hose Assemblies	A-26
SAE 100R14 PTFE	A-27
Hydraulic Return Line	A-27
Refrigerant Hose	A-28
Rubber Covered Push On Black	A-28
Rubber Covered Push On Blue	A-29
Textile Covered Push On	A-29
Air Brake Hose	A-30
Jackhammer Compressed Air, Universal Couplings, and Assemblies	A-30
Red Multipurpose	A-31
Black and Red General Purpose	A-31

A
HOSE

B
VARL-CRIMP
COUPLINGS

C
GRIP CRIMP
COUPLINGS

D
3 SERIES
THERMOPLASTIC

E
QUICK
COUPLERS

F
REUSABLES,
PUSHON, ACCESS,

G
ADAPTERS

H
FABRICATION
EQUIPMENT

J
THREAD ID
TECHNICAL

www.couplamatic.com

BULK HOSE



**SAE 100R1AT /1SN No. 1SN (Previously - 56MB-1)
IMPORT THIN COVER
1-WIRE HYDRAULIC HOSE**

Applications: Medium Pressure Hydraulics, Industrial or Agricultural

Cover: Abrasion and Flame Resistant cover, MSHA approved.

Reinforcement: One Wire Braid

Temperature: -40F to +212F (-40C to +100C)

Coupling Series: Vari-Crimp pg B1, A Series pg B18, Grip-Crimp pg C1

Hose I.D.	Hose O.D.	Working Pressure (Lbs.)	Min. Burst Pressure (Lbs.)	Min. Bend Radius (In.)	Weight Per Hundred Feet	Reel Footage
1/4"	0.530	3,250	13,000	4	16 lbs.	500'
3/8"	0.687	2,600	10,400	5	23 lbs.	500'
1/2"	0.812	2,325	9,300	7	29 lbs.	350'
3/4"	1.090	1,525	6,100	9.5	41 lbs.	250'
1"	1.405	1,275	5,100	12	62 lbs.	200'
1-1/4"	1.710	900	3,600	16.5	84 lbs.	Bulk
1-1/2"	1.970	725	2,900	20	104 lbs.	Bulk
2"	2.505	580	2,320	25	140 lbs.	Bulk

A
HOSE

B
VARI-CRIMP
COUPLINGS

C
GRIP CRIMP
COUPLINGS

D
3 SERIES
THERMOPLASTIC

E
QUICK
COUPLERS

F
REUSABLES,
PUSHON, ACCESS.

G
ADAPTERS

H
FABRICATION
EQUIPMENT

J
THREAD ID
TECHNICAL

www.couplamatic.com

BULK HOSE



A
HOSE

B
VARI-CRIMP
COUPLINGS

C
GRIP-CRIMP
COUPLINGS

D
3 SERIES
THERMOPLASTIC

E
QUICK
COUPLERS

F
REUSABLES,
PUSHON, ACCESS.

G
ADAPTERS

H
FABRICATION
EQUIPMENT

J
THREAD ID
TECHNICAL

www.couplamatic.com

SAE 100R2AT No. 57MB-2 DOMESTIC THIN COVER 2-WIRE HYDRAULIC HOSE

Applications: High Pressure Hydraulics, Industrial or Agricultural
Cover: Abrasion and Flame Resistant Cover, MSHA Approved

Reinforcement: Two Wire Braids

Temperature: -40F to +212F (-40C to +100C)

Coupling Series: Vari-Crimp pg B1, A Series pg B18, GW Series (3/4"-1") pg B33, Grip-Crimp pg C1, Reusable pg F1

Hose I.D.	Hose O.D.	Working Pressure (Lbs.)	Min. Burst Pressure (Lbs.)	Min. Bend Radius (In.)	Weight Per Hundred Feet	Reel Footage
1/4"	0.593	5,000	20,000	4	24 lbs.	250'
3/8"	0.750	4,000	16,000	5	34 lbs.	250'
1/2"	0.875	3,500	14,000	7	43 lbs.	250'
5/8"	1.010	2,750	11,000	8	51 lbs.	250'
3/4"	1.158	2,250	9,000	9.5	61 lbs.	250'
1"	1.500	2,000	8,000	12	88 lbs.	250'



SAE 100R2AT No. R2AT (Previously - 56MB-2) IMPORT THIN COVER 2-WIRE HYDRAULIC HOSE

Applications: High Pressure Hydraulics, Industrial or Agricultural
Cover: Abrasion and Flame Resistant Cover, MSHA approved

Reinforcement: Two Wire Braids

Temperature: -40F to +212F (-40C to +100C)

Coupling Series: Vari-Crimp pg B1, A Series pg B18, GW Series (3/4"-1-1/4") pg B33, Grip-Crimp pg C1

Hose I.D.	Hose O.D.	Working Pressure (Lbs.)	Min. Burst Pressure (Lbs.)	Min. Bend Radius (In.)	Weight Per Hundred Feet	Reel Footage
3/4"	1.158	2,250	9,000	9.5	61 lbs.	250'
1"	1.500	2,000	8,000	12	88 lbs.	200'
1-1/4"	1.862	1,625	6,500	16.5	129 lbs.	Bulk

See 2SN for sizes 1/4" to 5/8" and 1-1/2" to 2".

BULK HOSE



A
HOSE

B
VARI-CRIMP
COUPLINGS

C
GRIP CRIMP
COUPLINGS

D
3 SERIES
THERMOPLASTIC

E
QUICK
COUPLERS

F
REUSABLE
PUSHON, ACCESS.

G
ADAPTERS

H
FABRICATION
EQUIPMENT

J
THREAD ID
TECHNICAL

www.couplamatic.com

SAE 100R2AT/2SN No. 2SN IMPORT THIN COVER 2-WIRE HYDRAULIC HOSE

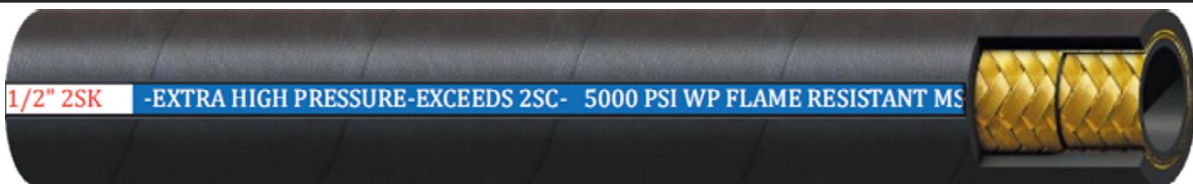
Applications: High Pressure Hydraulics, Industrial or Agricultural
Cover: Abrasion and Flame Resistant Cover, MSHA approved

Reinforcement: Two Wire Braids

Temperature: -40F to +212F (-40C to +100C)

Coupling Series: Vari-Crimp (1/4"-5/8") pg B1, A Series (1/4"-1-1/4") pg B18, GW Series (3/4"-2") pg B33, Grip-Crimp pg C1

Hose I.D.	Hose O.D.	Working Pressure (Lbs.)	Min. Burst Pressure (Lbs.)	Min. Bend Radius (In.)	Weight Per Hundred Feet	Reel Footage
1/4"	0.593	5,800	23,200	4	24 lbs.	500'
3/8"	0.750	4,800	19,200	5	34 lbs.	400'
1/2"	0.875	4,000	16,000	7	43 lbs.	300'
5/8"	1.010	3,625	14,500	8	51 lbs.	250'
3/4"	1.158	3,125	12,500	9.5	61 lbs.	250'
1"	1.500	2,400	9,600	12	88 lbs.	200'
1-1/4"	1.862	1,800	7,200	16.5	129 lbs.	Bulk
1-1/2"	2.115	1,300	5,200	20	161 lbs.	Bulk
2"	2.625	1,150	4,600	25	198 lbs.	Bulk



EXCEEDS 2SN/2SC Two Wire Braid No. 2SK EXTREME PRESSURE HYDRAULIC HOSE IMPORT THIN COVER 2-WIRE

Applications: High Pressure Hydraulics, Industrial or Agricultural
Cover: Abrasion and Flame Resistant Cover, MSHA approved

Reinforcement: Two Wire Braids

Temperature: -40F to +212F (-40C to +100C)

Coupling Series: A Series pg B18, Grip-Crimp pg C1

****Extreme Pressure, Tight Bend Radius****

Hose I.D.	Hose O.D.	Working Pressure (Lbs.)	Min. Burst Pressure (Lbs.)	Min. Bend Radius (In.)	Weight Per Hundred Feet	Reel Footage
1/4"	0.520	6,530	26,120	2.0	24 lbs.	500'
3/8"	0.687	5,585	22,340	3.0	34 lbs.	400'
1/2"	0.810	5,000	20,000	3.6	43 lbs.	300'
5/8"	0.980	4,625	18,500	4.0	51 lbs.	250'
3/4"	1.155	4,350	17,400	5.0	61 lbs.	250'
1"	1.410	3,250	13,000	6.5	94 lbs.	200'
1-1/4"	1.715	2,500	10,000	12.0	130 lbs.	Bulk

BULK HOSE



SAE 100R16 No. HPIII TWO WIRE DOMESTIC HI-PRESSURE HYDRAULIC HOSE EXTREMELY FLEXIBLE

Applications: High Pressure Hydraulics, Industrial or Agricultural

Cover: Abrasion and Flame Resistant Cover, MSHA Approved

Reinforcement: Two Wire Braids

Temperature: -40F to +212F (-40C to +100C)

Coupling Series: Vari-Crimp pg B1, A Series pg B18, Grip-Crimp pg C1

****Crimps to 100R1AT One Wire Thin Cover Specifications - Half of the Bend Radius of R1 and R2****

Hose I.D.	Hose O.D.	Working Pressure (Lbs.)	Min. Burst Pressure (Lbs.)	Min. Bend Radius (In.)	Weight Per Hundred Feet	Reel Footage
1/4"	0.541	5,000	20,000	2	18 lbs.	250'
3/8"	0.693	4,000	16,000	2.5	24 lbs.	250'
1/2"	0.823	3,500	14,000	3.5	31 lbs.	250'
5/8"	0.950	2,750	11,000	4	36 lbs.	250'
3/4"	1.103	2,250	9,000	4.8	49 lbs.	250'
1"	1.415	2,000	8,000	6	67 lbs.	250'



SAE 100R16 No. R16CS IMPORT TWO WIRE HI-PRESSURE EXTREMELY FLEXIBLE HYDRAULIC HOSE

Applications: High Pressure Hydraulics, Industrial or Agricultural

Cover: Abrasion and Flame Resistant Cover, MSHA approved

Reinforcement: Two Wire Braids

Temperature: -40F to +212F (-40C to +100C)

Coupling Series: Vari-Crimp pg B1, A Series pg B18, Grip-Crimp pg C1

****Crimps to 100R1AT One Wire Thin Cover Specifications - Tighter Bend Radius than R1 and R2****

Hose I.D.	Hose O.D.	Working Pressure (Lbs.)	Min. Burst Pressure (Lbs.)	Min. Bend Radius (In.)	Weight Per Hundred Feet	Reel Footage
3/4"	1.090	2,250	9,000	4.8	54 lbs.	250'
1"	1.405	2,000	8,000	6	74 lbs.	200'

See R16 for sizes 1/4" thru 5/8".

A
HOSE

B
VARI-CRIMP
COUPLINGS

C
GRIP-CRIMP
COUPLINGS

D
3 SERIES
THERMOPLASTIC

E
QUICK
COUPLERS

F
REUSABLES,
PUSHON, ACCESS.

G
ADAPTERS

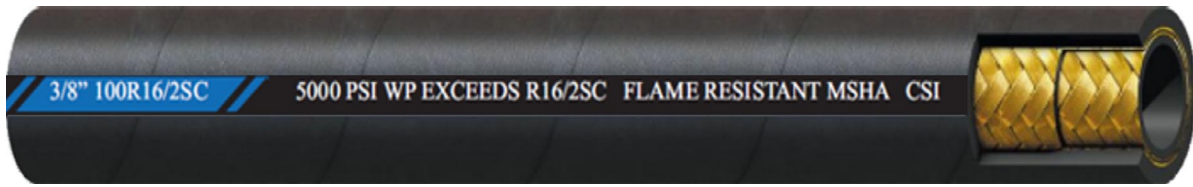
H
FABRICATION
EQUIPMENT

J
THREAD ID
TECHNICAL

www.couplamatic.com

BULK HOSE

A
HOSE



B
VARI-CRIMP
COUPLINGS

**SAE 100R16 / DIN 2SC No. R16
IMPORT TWO WIRE HI-PRESSURE
EXTREMELY FLEXIBLE HYDRAULIC HOSE**

Applications: High Pressure Hydraulics, Industrial or Agricultural
Cover: Abrasion and Flame Resistant Cover, MSHA approved

Reinforcement: Two Wire Braids

Temperature: -40F to +212F (-40C to +100C)

Coupling Series: Vari-Crimp (1/4"-5/8") pg B1, A Series pg B18, Grip-Crimp pg C1

****Crimps to 100R1AT One Wire Thin Cover Specifications - Tighter Bend Radius than R1 and R2****

C
GRIP-CRIMP
COUPLINGS

D
3 SERIES
THERMOPLASTIC

Hose I.D.	Hose O.D.	Working Pressure (Lbs.)	Min. Burst Pressure (Lbs.)	Min. Bend Radius (In.)	Weight Per Hundred Feet	Reel Footage
1/4"	0.530	5,800	23,200	2	18 lbs.	500'
3/8"	0.687	5,000	20,000	2.5	27 lbs.	400'
1/2"	0.812	4,250	17,000	3.5	35 lbs.	300'
5/8"	0.937	3,625	14,500	4	40 lbs.	250'
3/4"	1.090	3,125	12,500	4.8	54 lbs.	250'
1"	1.405	2,500	10,000	6	74 lbs.	200'

E
QUICK
COUPLERS

F
REUSABLE
PUSHON ACCESS.



G
ADAPTERS

**SAE 100R16 / DIN 2SC No. CS-GUARD R16
IMPORT TWO WIRE HI-PRESSURE EXTREMELY FLEXIBLE HYDRAULIC HOSE
SAE J1942 U.S.C.G Accepted Hydraulic Only**

Applications: High Pressure Hydraulics, Industrial or Agricultural
Cover: Abrasion and Flame Resistant Cover, MSHA approved

Reinforcement: Two Wire Braids

Temperature: -40F to +212F (-40C to +100C)

Coupling Series: A Series pg B18, Grip-Crimp pg C1

****Crimps to 100R1AT One Wire Thin Cover Specifications - Tighter Bend Radius than R1 and R2****

H
FABRICATION
EQUIPMENT

Hose I.D.	Hose O.D.	Working Pressure (Lbs.)	Min. Burst Pressure (Lbs.)	Min. Bend Radius (In.)	Weight Per Hundred Feet	Reel Footage
1/4"	0.530	5,800	23,200	2	18 lbs.	500'
3/8"	0.687	5,000	20,000	2.5	27 lbs.	400'
1/2"	0.812	4,250	17,000	3.5	35 lbs.	300'
5/8"	0.937	3,625	14,500	4	40 lbs.	250'
3/4"	1.090	3,125	12,500	4.8	54 lbs.	250'
1"	1.405	2,500	10,000	6	74 lbs.	200'

J
THREAD ID
TECHNICAL

www.couplamatic.com

BULK HOSE



A
HOSE

ULTRA 100R16 / DIN 2SC No. ULTRA R16 IMPORT ULTRA TWO WIRE HI-PRESSURE HIGH/LOW TEMP HYDRAULIC HOSE

Applications: High Pressure Hydraulics, High/Low Temp Applications

Cover: Blue Abrasion and Flame Resistant Cover, MSHA approved

Reinforcement: Two Wire Braids

Temperature: -58F to +275F (-50C to +135C) (+302F/150C Discontinuous)

Coupling Series: A Series pg B18, Grip-Crimp pg C1

****Crimps to 100R1AT One Wire Thin Cover Specs - Tighter Bend Radius than R1 and R2 - High/Low Temp****

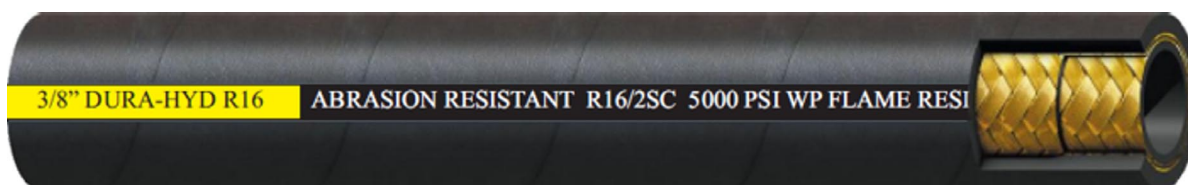
B
VARI-CRIMP
COUPLINGS

C
GRIP CRIMP
COUPLINGS

D
3 SERIES
THERMOPLASTIC

E
QUICK
COUPLERS

Hose I.D.	Hose O.D.	Working Pressure (Lbs.)	Min. Burst Pressure (Lbs.)	Min. Bend Radius (In.)	Weight Per Hundred Feet	Reel Footage
1/4"	0.530	5,800	23,200	2	18 lbs.	500'
3/8"	0.687	5,000	20,000	2.5	27 lbs.	400'
1/2"	0.812	4,250	17,000	3.5	35 lbs.	300'
5/8"	0.937	3,625	14,500	4	40 lbs.	250'
3/4"	1.090	3,125	12,500	4.8	54 lbs.	250'
1"	1.405	2,500	10,000	6	74 lbs.	200'



F
REUSABLES,
PUSHON, ACCESS.

G
ADAPTERS

H
FABRICATION
EQUIPMENT

DURA-HYD ABRASION RESISTANT 100R16/2SC No. DH16 SAE 100R16/2SC EXTRA HI-PRESSURE HYDRAULIC HOSE

Applications: High Pressure Hydraulics, Industrial or Agricultural

Cover: Flame Resistant, **Extra Abrasion Resistant**, MSHA approved.

Reinforcement: Two Wire Braids

Temperature: -40F to +212F (-40C to +100C)

Coupling Series: Vari-Crimp (1/4"-5/8") pg B1, A Series pg B18, Grip-Crimp pg C1

J
THREAD ID
TECHNICAL

Hose I.D.	Hose O.D.	Working Pressure (Lbs.)	Min. Burst Pressure (Lbs.)	Min. Bend Radius (In.)	Weight Per Hundred Feet	Reel Footage
1/4"	0.530	5,800	23,200	2	18 lbs.	500'
3/8"	0.687	5,000	20,000	2.5	27 lbs.	400'
1/2"	0.812	4,250	17,000	3.5	35 lbs.	300'
5/8"	0.937	3,625	14,500	4	40 lbs.	250'
3/4"	1.090	3,125	12,500	4.8	54 lbs.	250'
1"	1.405	2,500	10,000	6	74 lbs.	200'

www.couplamatic.com

BULK HOSE

A
HOSE



B
VARI-CRIMP
COUPLINGS

**DURA-HYD EX SUPER ABRASION RESISTANT No. DHEX16
SAE 100R16/2SC
R16/2SC EXTRA HI-PRESSURE HYDRAULIC HOSE**

Applications: High Pressure Hydraulics, Industrial or Agricultural
Cover: Flame Resistant Bi-Layer, **SUPER Abrasion Resistant**, MSHA
Reinforcement: Two Wire Braids

Temperature: -40F to +212F (-40C to +100C)

Coupling Series: Vari-Crimp (1/4"-5/8") pg B1, A Series pg B18, Grip-Crimp pg C1

C
GRIP-CRIMP
COUPLINGS

D
3 SERIES
THERMOPLASTIC

Hose I.D.	Hose O.D.	Working Pressure (Lbs.)	Min. Burst Pressure (Lbs.)	Min. Bend Radius (In.)	Weight Per Hundred Feet	Reel Footage
1/4"	0.530	5,800	23,200	2	18 lbs.	500'
3/8"	0.687	5,000	20,000	2.5	27 lbs.	400'
1/2"	0.812	4,250	17,000	3.5	35 lbs.	300'
5/8"	0.937	3,625	14,500	4	40 lbs.	250'
3/4"	1.090	3,125	12,500	4.8	54 lbs.	250'
1"	1.405	2,500	10,000	6	74 lbs.	200'

E
QUICK
COUPLERS

F
REUSABLE
PUSHON ACCESS.



G
ADAPTERS

**DOMESTIC SAE 100R17 No. HPI
HY-PLUS I ONE WIRE DIMENSION HI-PRESSURE HYDRAULIC HOSE
EXTREMELY FLEXIBLE**

Applications: High Pressure Hydraulics, Industrial or Agricultural
Cover: Abrasion and Flame Resistant Cover, MSHA Approved

Reinforcement: One or Two Wire Braids

Temperature: -40F to +212F (-40C to +100C)

Coupling Series: Vari-Crimp pg B1, A Series pg B18, Grip-Crimp pg C1

3000 PSI working pressure can eliminate stocking two hoses. Higher Pressure and More Flexible than 100R1

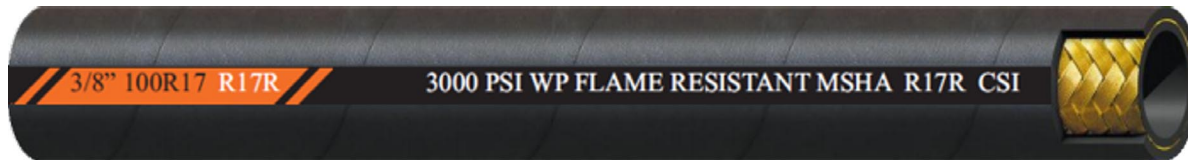
H
FABRICATION
EQUIPMENT

Hose I.D.	Hose O.D.	Working Pressure (Lbs.)	Min. Burst Pressure (Lbs.)	Min. Bend Radius (In.)	Weight Per Hundred Feet	Reel Footage
1/4"	0.535	3,000	12,000	2	16 lbs.	250'
3/8"	0.690	3,000	12,000	2.5	23 lbs.	250'
1/2"	0.813	3,000	12,000	3.5	29 lbs.	250'
3/4"	1.100	3,000	12,000	5	55 lbs.	250'
1"	1.410	3,000	12,000	6	82 lbs.	250'

J
THREAD ID
TECHNICAL

www.couplamatic.com

BULK HOSE



A
HOSE

**SAE 100R17 (1SN DIMENSION) No. R17R
IMPORT 3000 PSI CONSTANT
WORKING PRESSURE HYDRAULIC HOSE**

Applications: High Pressure Hydraulics, Industrial or Agricultural

Cover: Abrasion and Flame Resistant Cover, MSHA approved

Reinforcement: One (1/4"-3/8") or Two (1/2") Wire Braids

Temperature: -40F to +212F (-40C to +100C)

Coupling Series: Vari-Crimp pg B1, A Series pg B18, Grip-Crimp pg C1

B
VARI-CRIMP
COUPLINGS

C
GRIP-CRIMP
COUPLINGS

D
3 SERIES
THERMOPLASTIC

Hose I.D.	Hose O.D.	Working Pressure (Lbs.)	Min. Burst Pressure (Lbs.)	Min. Bend Radius (In.)	Weight Per Hundred Feet	Reel Footage
1/4"	0.530	3,000	12,000	2	16 lbs.	500'
3/8"	0.687	3,000	12,000	3	23 lbs.	500'
1/2"	0.812	3,000	12,000	3.5	31 lbs.	350'



E
QUICK
COUPLERS

F
REUSABLES,
PUSH-ON, ACCESS.

**SAE 100R17 (REDUCED OD) No. R17
IMPORT 3000 PSI CONSTANT - ISO 18752
WORKING PRESSURE HYDRAULIC HOSE**

Applications: High Pressure Hydraulics, Industrial or Agricultural

Cover: Abrasion and Flame Resistant Cover, MSHA approved

Reinforcement: One (1/4"-1/2") or Two (5/8"-1") Wire Braids

Temperature: -40F to +212F (-40C to +100C)

Coupling Series: Vari-Crimp (1/4-3/4) pg B1, A Series pg B18, GW Series (1") pg B33, Grip-Crimp pg C1

G
ADAPTERS

Hose I.D.	Hose O.D.	Working Pressure (Lbs.)	Min. Burst Pressure (Lbs.)	Min. Bend Radius (In.)	Weight Per Hundred Feet	Reel Footage
1/4"	0.492	3,000	12,000	2	13 lbs.	500'
3/8"	0.649	3,000	12,000	3	19 lbs.	500'
1/2"	0.776	3,000	12,000	4	31 lbs.	350'
5/8"	0.937	3,000	12,000	4	41 lbs.	250'
3/4"	1.090	3,000	12,000	5	53 lbs.	250'
1"	1.405	3,000	12,000	6	82 lbs.	200'

H
FABRICATION
EQUIPMENT

J
THREAD ID
TECHNICAL

www.couplamatic.com

BULK HOSE

A
HOSE



B
VARI-CRIMP
COUPLINGS

DURA-HYD ABRASION RESISTANT 100R17 No. WDH17
SAE 100R17 WRAPPED COVER
IMPORT HYDRAULIC HOSE

Applications: High Pressure Hydraulics, Industrial or Agricultural
Cover: Flame Resistant, **Extra Abrasion Resistant**, Yellow layline, MSHA
Reinforcement: One or Two Wire Braids
Temperature: -40F to +212F (-40C to +100C)

Coupling Series: Vari-Crimp (1/4"-3/4") pg B1, A Series pg B18, GW Series (1") pg B33, Grip-Crimp pg C1

C
GRIP-CRIMP
COUPLINGS

D
3 SERIES
THERMOPLASTIC

Hose I.D.	Hose O.D.	Working Pressure (Lbs.)	Min. Burst Pressure (Lbs.)	Min. Bend Radius (In.)	Weight Per Hundred Feet	Reel Footage
1/4"	0.535	3,000	12,000	2	16 lbs.	500'
3/8"	0.690	3,000	12,000	2.5	23 lbs.	500'
1/2"	0.810	3,000	12,000	3.5	29 lbs.	350'
5/8"	0.950	3,000	12,000	4	38 lbs.	250'
3/4"	1.100	3,000	12,000	5	55 lbs.	250'
1"	1.410	3,000	12,000	6	82 lbs.	200'

E
QUICK
COUPLERS

F
REUSABLES,
PUSHON, ACCESS.



G
ADAPTERS

SAE 100R19 No. R19
IMPORT 4000 PSI CONSTANT - ISO 18752
WORKING PRESSURE HYDRAULIC HOSE

Applications: High Pressure Hydraulics, Industrial or Agricultural
Cover: Abrasion and Flame Resistant Cover, MSHA approved
Reinforcement: Two Wire Braids
Temperature: -40F to +212F (-40C to +100C)
Coupling Series: A Series pg B18, Grip-Crimp pg C1

*Coming Soon!
3rd Quarter
2025*

H
FABRICATION
EQUIPMENT

Hose I.D.	Hose O.D.	Working Pressure (Lbs.)	Min. Burst Pressure (Lbs.)	Min. Bend Radius (In.)	Weight Per Hundred Feet	Reel Footage
1/4"	0.550	4,000	16,000	2	22 lbs.	500'
3/8"	0.670	4,000	16,000	2.6	26 lbs.	500'
1/2"	0.810	4,000	16,000	3.5	32 lbs.	350'
5/8"	0.940	4,000	16,000	3.9	46 lbs.	250'
3/4"	1.090	4,000	16,000	4.7	59 lbs.	250'
1"	COMING SOON!		COMING SOON!		COMING SOON!	

J
THREAD ID
TECHNICAL

www.couplamatic.com

BULK HOSE



SAE 100R3 No. R3 (Previously - 3319A) MEDIUM PRESSURE HYDRAULIC HOSE

Applications: Low Pressure Hydraulics, Industrial or Agricultural

Cover: Abrasion and Flame Resistant Cover, MSHA Approved

Reinforcement: Two Rayon Braids

Temperature: -40F to +212F (-40C to +100C)

Coupling Series: Vari-Crimp pg B1, Grip-Crimp pg C1

Cut lengths available

Hose I.D.	Hose O.D.	Working Pressure (Lbs.)	Min. Burst Pressure (Lbs.)	Min. Bend Radius (In.)	Weight Per Hundred Feet	Reel Footage
1/4"	0.560	1,250	5,000	3	12 lbs.	500'
3/8"	0.750	1,125	4,500	4	17 lbs.	500'
1/2"	0.940	1,000	4,000	5	25 lbs.	500'
3/4"	1.250	750	3,000	6	43 lbs.	500'
1"	1.500	565	2,260	8	51 lbs.	500'



SAE 100R4 No. R4 (Previously - 104MB) HYDRAULIC SUCTION HOSE

Applications: Hydraulic Suction or Return, Industrial or Agricultural

Cover: Abrasion and Flame Resistant Cover, MSHA approved

Reinforcement: One Fiber Braid, two helical wires

Temperature: -40F to +212F (-40C to +100C)

Coupling Series: Vari-Crimp (3/4"-1-1/4") pg B1, GW Series (1-1/2"-2") pg B33, Grip-Crimp (3/4"-2") pg C1, Crimp/Band pg F5

Cut lengths available

Hose I.D.	Hose O.D.	Working Pressure (Lbs.)	Min. Burst Pressure (Lbs.)	Vacuum Rating (Inches of Hg)	Min. Bend Radius (In.)	Weight Per Hundred Feet	Coil Footage
3/4"	1.160	300	1,200	25	1.8	49 lbs.	100'
1"	1.480	250	1,000	25	2.0	64 lbs.	100'
1-1/4"	1.770	200	800	25	2.5	86 lbs.	100'
1-1/2"	2.050	150	600	25	3.0	122 lbs.	100'
2"	2.500	100	400	25	7.0	139 lbs.	100'

A
HOSE

B
VARI-CRIMP
COUPLINGS

C
GRIP-CRIMP
COUPLINGS

D
3 SERIES
THERMOPLASTIC

E
QUICK
COUPLERS

F
REUSABLES,
PUSHON, ACCESS,

G
ADAPTERS

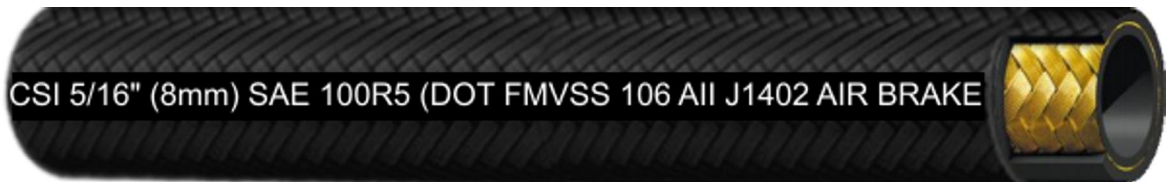
H
FABRICATION
EQUIPMENT

J
THREAD ID
TECHNICAL

www.couplamatic.com

BULK HOSE

A
HOSE



B
VAR-CRIMP
COUPLINGS

C
GRIP CRIMP
COUPLINGS

D
3 SERIES
THERMOPLASTIC

E
QUICK
COUPLERS

F
REUSABLES
PUSHON, ACCESS.

G
ADAPTERS

H
FABRICATION
EQUIPMENT

J
THREAD ID
TECHNICAL

www.couplamatic.com

SAE 100R5 No. R5 (Previously - 58MBA)
TEXTILE COVERED HYDRAULIC HOSE
SAE J1402, DOT FMVSS 106 All (3/16" thru 5/8")
Applications: Medium Pressure Applications Hydraulics, Air, Water.
Cover: Black Textile Braid **Reinforcement:** One Wire Braid
Temperature: -40F to +212F (-40C to +100C)
Coupling Series: R5 Series pg B44, Reusables pg F2
 Cut lengths available at 10% premium

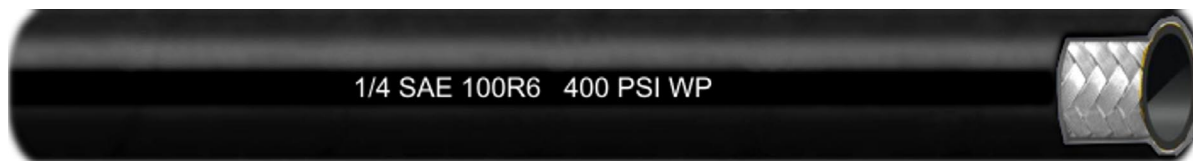
Hose I.D.	Hose O.D.	Working Pressure (Lbs.)	Min. Burst Pressure (Lbs.)	Min. Bend Radius (In.)	Weight Per Hundred Feet	Reel Footage
3/16"(-4)	0.520	3,000	12,000	3	15 lbs.	250'
1/4"(-5)	0.580	3,000	12,000	3.4	17 lbs.	250'
5/16"(-6)	0.680	2,250	9,000	4	22 lbs.	250'
13/32"(-8)	0.770	2,000	8,000	4.6	30 lbs.	250'
1/2"(-10)	0.921	1,750	7,000	5.5	37 lbs.	250'
5/8"(-12)	1.080	1,500	6,000	6.5	46 lbs.	250'
7/8"(-16)	1.240	800	3,200	7.4	48 lbs.	250'
1-1/8"(-20)	1.500	625	2,500	9	58 lbs.	100'
1-3/8"(-24)	1.750	500	2,000	10.5	62 lbs.	Bulk
1-13/16"(-32)	2.220	350	1,400	13.25	86 lbs.	Bulk



SAE 100R5 No. HTR5
TEXTILE COVERED HIGH TEMPERATURE HYDRAULIC HOSE
SAE J1402, DOT FMVSS 106 All (3/16" thru 5/8")
Applications: Medium Pressure High Temp Hydraulics, Air, Water.
Cover: Blue Textile Braid, High Temperature **Reinforcement:** One Wire Braid
Temperature: -40F to +300F (-40C to +150C)
Coupling Series: R5 Series pg B44, Reusables pg F2
 Cut lengths available at 10% premium

Hose I.D.	Hose O.D.	Working Pressure (Lbs.)	Min. Burst Pressure (Lbs.)	Min. Bend Radius (In.)	Weight Per Hundred Feet	Reel Footage
3/16"(-4)	0.520	3,000	12,000	3	15 lbs.	250'
1/4"(-5)	0.580	3,000	12,000	3.4	17 lbs.	250'
5/16"(-6)	0.680	2,250	9,000	4	22 lbs.	250'
13/32"(-8)	0.770	2,000	8,000	4.6	30 lbs.	250'
1/2"(-10)	0.921	1,750	7,000	5.5	37 lbs.	250'
5/8"(-12)	1.080	1,500	6,000	6.5	46 lbs.	250'
7/8"(-16)	1.240	800	3,200	7.4	48 lbs.	250'
1-1/8"(-20)	1.500	625	2,500	9	52 lbs.	100'
1-3/8" (-24)	1.750	500	2,000	10.5	81 lbs.	Bulk
1-13/16" (-32)	2.220	350	1,400	13.2	99 lbs.	Bulk

BULK HOSE



A
HOSE

B
VARL-CRIMP
COUPLINGS

C
GRIP CRIMP
COUPLINGS

D
3 SERIES
THERMOPLASTIC

E
QUICK
COUPLERS

F
REUSABLES,
PUSHON, ACCESS,

G
ADAPTERS

H
FABRICATION
EQUIPMENT

J
THREADED
TECHNICAL

www.couplamatic.com

SAE 100R6 No. R6 (Previously - H6H)
LOW PRESSURE HYDRAULIC HOSE
Applications: Low Pressure Hydraulics, Industrial or Agricultural
Cover: Neoprene
Reinforcement: One Textile Braid
Temperature: -40F to +212F (-40C to +100C)
Cut lengths available. 100' minimum

Hose I.D.	Hose O.D.	Working Pressure (Lbs.)	Min. Burst Pressure (Lbs.)	Min. Bend Radius (In.)	Weight Per Hundred Feet	Reel Footage
1/4"	0.500	400	1,600	2.5	8 lbs.	500'
3/8"	0.630	400	1,600	3	12 lbs.	500'
1/2"	0.780	400	1,600	4	17 lbs.	500'




SAE 100R7 No. H7
THERMOPLASTIC HYDRAULIC HOSE
Applications: Medium Pressure Hydraulics, Industrial or Agricultural
Cover: Black Polyurethane, Perforated

Tube: Nylon
Reinforcement: Polyester Braid
Temperature: -40F to +212F (-40C to +100C)
Coupling Series: 3 Series Thermoplastic (1/8"-1") pg D1, T Series (1/2"-1") pg B48

Hose I.D.	Hose O.D.	Working Pressure (Lbs.)	Min. Burst Pressure (Lbs.)	Min. Bend Radius (In.)	Weight Per Hundred Feet	Coil Footage
1/8"	0.325	3,000	12,000	0.5	3 lbs.	250'
3/16"	0.433	3,000	12,000	0.75	4.9 lbs.	250'
1/4"	0.508	2,750	11,000	1.5	6 lbs.	250'
5/16"	0.585	2,500	10,000	1.75	7.5 lbs.	250'
3/8"	0.650	2,250	9,000	2	10 lbs.	250'
1/2"	0.815	2,000	8,000	3	15.6 lbs.	250'
3/4"	1.062	1,250	5,000	6.5	19 lbs.	100'
1"	1.335	1,000	4,000	8	27 lbs.	100'

BULK HOSE



SAE 100R7 No. H7TL TWIN LINE THERMOPLASTIC HYDRAULIC HOSE

Applications: Medium Pressure Hydraulics, Industrial or Agricultural
Cover: Black Polyurethane, Perforated

Tube: Nylon

Reinforcement: Polyester Braid

Temperature: -40F to +212F (-40C to +100C)

Coupling Series: 3 Series Thermoplastic (1/4"-1/2") pg D1, T Series (1/2") pg B48

*Cut lengths available in increments of 50'

Hose I.D.	Hose O.D.	Working Pressure (Lbs.)	Min. Burst Pressure (Lbs.)	Min. Bend Radius (In.)	Weight Per Hundred Feet	Coil Footage
1/4"	0.508	2,750	11,000	1.5	12 lbs.	250'
5/16"	0.585	2,500	10,000	1.75	16.6 lbs.	250'
3/8"	0.650	2,250	9,000	2	21 Lbs.	250'
1/2"	0.815	2,000	8,000	3	34 lbs.	250'



SAE 100R7 No. H7NC NON-CONDUCTIVE THERMOPLASTIC HYDRAULIC HOSE

Applications: Medium Pressure Hydraulics, Industrial or Agricultural
Cover: Orange Non-Conductive Polyurethane, Non-Perforated

Tube: Nylon

Reinforcement: Polyester Braid

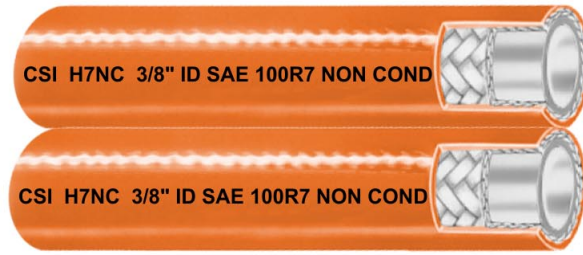
Temperature: -40F to +212F (-40C to +100C)

Coupling Series: 3 Series Thermoplastic (1/4"-1") pg D1, T Series (1/2"-1") pg B48

Hose I.D.	Hose O.D.	Working Pressure (Lbs.)	Min. Burst Pressure (Lbs.)	Min. Bend Radius (In.)	Weight Per Hundred Feet	Coil Footage
1/4"	0.508	2,750	11,000	1.5	6 lbs.	250'
5/16"	0.585	2,500	10,000	1.75	7.5 lbs.	250'
3/8"	0.650	2,250	9,000	2	10 lbs.	250'
1/2"	0.815	2,000	8,000	3	15.6 lbs.	250'
3/4"	1.062	1,250	5,000	6.5	19 lbs.	100'
1"	1.335	1,000	4,000	8	27 lbs.	100'

www.couplamatic.com

BULK HOSE



SAE 100R7 No. H7TLNC TWIN LINE NON-CONDUCTIVE THERMOPLASTIC HYDRAULIC HOSE

Applications: Medium Pressure Hydraulics, Industrial or Agricultural

Cover: Orange Non-Conductive Polyurethane, Non-Perforated

Tube: Nylon

Reinforcement: Polyester Braid

Temperature: -40F to +212F (-40C to +100C)

Coupling Series: 3 Series Thermoplastic (1/4"-1/2") pg D1, T Series (1/2") pg B48

*Cut lengths available in increments of 50'

Hose I.D.	Hose O.D.	Working Pressure (Lbs.)	Min. Burst Pressure (Lbs.)	Min. Bend Radius (In.)	Weight Per Hundred Feet	Coil Footage
1/4"	0.508	2,750	11,000	1.5	12 lbs.	250'
5/16"	0.585	2,500	10,000	1.75	16.6 lbs.	250'
3/8"	0.650	2,250	9,000	2	21 Lbs.	250'
1/2"	0.815	2,000	8,000	3	34 lbs.	250'



SAE 100R7 (Reduced OD) No. RD7 THERMOPLASTIC HYDRAULIC HOSE

Applications: Medium Pressure Hydraulics, Industrial or Agricultural

Cover: Black Polyurethane, Perforated

Tube: Nylon

Reinforcement: Polyester Braid

Temperature: -40F to +212F (-40C to +100C)

Coupling Series: T Series pg B48

Hose I.D.	Hose O.D.	Working Pressure (Lbs.)	Min. Burst Pressure (Lbs.)	Min. Bend Radius (In.)	Weight Per Hundred Feet	Coil Footage
1/4"	0.455	2,750	11,000	1.5	5 lbs.	250'
3/8"	0.618	2,250	9,000	2.0	10 lbs.	250'

A
HOSE

B
VARL-CRIMP
COUPLINGS

C
GRIP CRIMP
COUPLINGS

D
3 SERIES
THERMOPLASTIC

E
QUICK
COUPLERS

F
REUSABLES,
PUSHON, ACCESS,

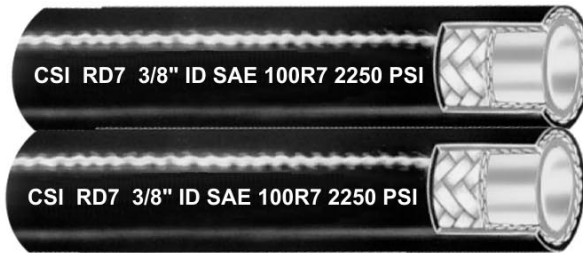
G
ADAPTERS

H
FABRICATION
EQUIPMENT

J
THREAD ID
TECHNICAL

www.couplamatic.com

BULK HOSE



SAE 100R7 (Reduced OD) **No. RD7TL** TWIN LINE THERMOPLASTIC HYDRAULIC HOSE

Applications: Medium Pressure Hydraulics, Industrial or Agricultural

Cover: Black Polyurethane, Perforated

Tube: Nylon

Reinforcement: Polyester Braid

Temperature: -40F to +212F (-40C to +100C)

Coupling Series: T Series pg B48

Cut lengths available in increments of 50

Hose I.D.	Hose O.D.	Working Pressure (Lbs.)	Min. Burst Pressure (Lbs.)	Min. Bend Radius (In.)	Weight Per Hundred Feet	Coil Footage
1/4"	0.455	2,750	11,000	1.5	10 lbs.	250'
3/8"	0.618	2,250	9,000	2	21 lbs.	250'



SAE 100R7 (Reduced OD) **No. RD7NC** NON-CONDUCTIVE THERMOPLASTIC HYDRAULIC HOSE

Applications: Medium Pressure Hydraulics, Industrial or Agricultural

Cover: Orange Non-Conductive Polyurethane, ANSI 92.2, Non-Perforated

Tube: Nylon

Reinforcement: Polyester Braid

Temperature: -40F to +212F (-40C to +100C)

Coupling Series: T Series pg B48

Hose I.D.	Hose O.D.	Working Pressure (Lbs.)	Min. Burst Pressure (Lbs.)	Min. Bend Radius (In.)	Weight Per Hundred Feet	Coil Footage
1/4"	0.455	2,750	11,000	1.5	5 lbs.	250'
3/8"	0.618	2,250	9,000	2.0	10 lbs.	250'

RD7NC Meets ANSI spec 92.2.

www.couplamatic.com

BULK HOSE



SAE 100R7 (Reduced OD) No. RD7TLNC NON-CONDUCTIVE TWIN LINE THERMOPLASTIC HYDRAULIC HOSE

Applications: Medium Pressure Hydraulics, Industrial or Agricultural
Cover: Orange Non-Conductive Polyurethane, ANSI 92.2, Non-Perforated

Tube: Nylon

Reinforcement: Polyester Braid


Temperature: -40F to +212F (-40C to +100C)

Coupling Series: T Series pg B48

*Cut lengths available in increments of 50'

Hose I.D.	Hose O.D.	Working Pressure (Lbs.)	Min. Burst Pressure (Lbs.)	Min. Bend Radius (In.)	Weight Per Hundred Feet	Coil Footage
1/4"	0.455	2,750	11,000	1.5	10 lbs.	250'
3/8"	0.618	2,250	9,000	2	21 lbs.	250'

RD7TLNC Meets ANSI spec 92.2.



SAE 100R8 No. HS8 THERMOPLASTIC HYDRAULIC HOSE

Applications: High Pressure Hydraulics, Industrial or Agricultural

Cover: Black Polyurethane, Perforated

Tube: Nylon

Reinforcement: Aramid Braid

Temperature: -40F to +212F (-40C to +100C)

Coupling Series: 3 Series Thermoplastic pg D1

Hose I.D.	Hose O.D.	Working Pressure (Lbs.)	Min. Burst Pressure (Lbs.)	Min. Bend Radius (In.)	Weight Per Hundred Feet	Coil Footage
3/16"	0.433	5,000	20,000	1.5	5 lbs.	250'
1/4"	0.508	5,000	20,000	2	6 lbs.	250'
3/8"	0.650	4,000	16,000	2.5	8 lbs.	250'
1/2"	0.815	3,500	14,000	4	13 lbs.	250'

A
HOSE

B
VARL-CRIMP
COUPLINGS

C
GRIP CRIMP
COUPLINGS

D
3 SERIES
THERMOPLASTIC

E
QUICK
COUPLERS

F
REUSABLES,
PUSHON, ACCESS,

G
ADAPTERS

H
FABRICATION
EQUIPMENT

J
THREAD ID
TECHNICAL

www.couplamatic.com

BULK HOSE

A
HOSE

CSI HS8NC 3/8" ID SAE 100R8 NON CON



SAE 100R8 No. HS8NC NON-CONDUCTIVE THERMOPLASTIC HYDRAULIC HOSE

Applications: High Pressure Hydraulics, Industrial or Agricultural

Cover: Orange Non-Conductive Polyurethane, Non-Perforated

Tube: Nylon

Reinforcement: Aramid Braid

Temperature: -40F to +212F (-40C to +100C)

Coupling Series: 3 Series Thermoplastic pg D1

B
VAR-CRIMP
COUPLINGS

C
GRIP CRIMP
COUPLINGS

D
3 SERIES
THERMOPLASTIC

E
QUICK
COUPLERS

F
REUSABLE,
PUSH-ON, ACCESS.

G
ADAPTERS

H
FABRICATION
EQUIPMENT

J
THREAD ID
TECHNICAL

www.couplamatic.com

Hose I.D.	Hose O.D.	Working Pressure (Lbs.)	Min. Burst Pressure (Lbs.)	Min. Bend Radius (In.)	Weight Per Hundred Feet	Coil Footage
1/4"	0.508	5,000	20,000	2	6 lbs.	250'
3/8"	0.650	4,000	16,000	2.5	8 lbs.	250'
1/2"	0.815	3,500	14,000	4	13 lbs.	250'



CSI R18 3/8" ID SAE 100R18 3000 PSI

SAE 100R18 3000 PSI LOW TEMP No. R18 THERMOPLASTIC HYDRAULIC HOSE

Applications: Medium Pressure Hydraulics, Industrial or Agricultural, Cold Storage and Refrigerated Areas

Cover: Black Polyester Elastomer (Non-Stick), Perforated

Tube: Polyester Elastomer

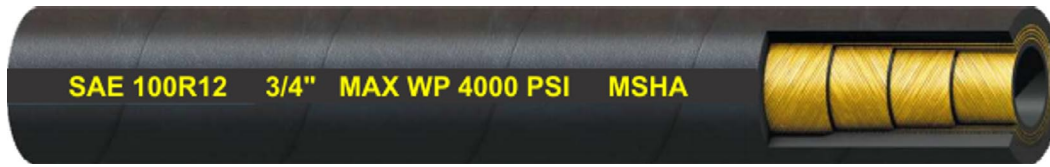
Reinforcement: Polyester Braid

Temperature: -70F to +212F (-57C to +100C)

Coupling Series: 3 Series Thermoplastic pg D1

Hose I.D.	Hose O.D.	Working Pressure (Lbs.)	Min. Burst Pressure (Lbs.)	Min. Bend Radius (In.)	Weight Per Hundred Feet	Coil Footage
1/4"	0.470	3,000	12,000	1.25	6 lbs.	250'
3/8"	0.650	3,000	12,000	2.00	10 lbs.	250'

BULK HOSE



A
HOSE

SAE 100R12 (Caterpillar) No. SP580 FOUR SPIRAL HIGH PRESSURE HYDRAULIC HOSE

Applications: High Pressure Hydraulics, Industrial or Agricultural
Cover: Abrasion and Flame Resistant Black Cover, MSHA approved
Reinforcement: 4 Spirals
Temperature: -40F to +250F (-40C to +121C)
Coupling Series: No Skive: GW Series pg B33, 4GC Series pg C20

B
VARI-CRIMP
COUPLINGS

C
GRIP CRIMP
COUPLINGS

D
3 SERIES
THERMOPLASTIC

E
QUICK
COUPLERS

F
REUSABLES,
PUSHON, ACCESS.

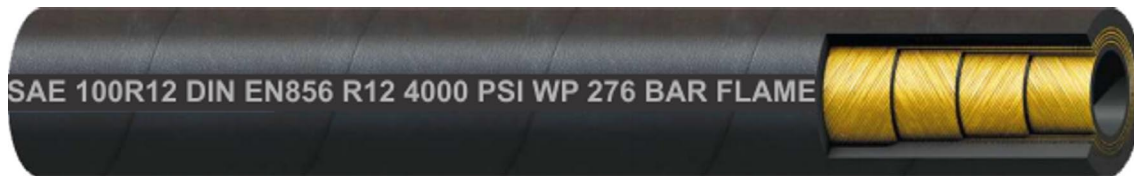
G
ADAPTERS

H
FABRICATION
EQUIPMENT

J
THREAD ID
TECHNICAL

www.couplamatic.com

Hose I.D.	Hose O.D.	Working Pressure (Lbs.)	Min. Burst Pressure (Lbs.)	Min. Bend Radius (In.)	Weight Per Hundred Feet	Coil Footage
1/2"	0.935	4,000	16,000	3.5	50 lbs.	50'
5/8"	1.080	4,000	16,000	4.0	70 lbs.	50'
3/4"	1.210	4,000	16,000	4.75	81 lbs.	50'
1"	1.495	4,000	16,000	6	119 lbs.	50'
1-1/4"	1.850	3,000	12,000	8.25	155 lbs.	50'
1-1/2"	2.105	2,500	10,000	10	181 lbs.	50'
2"	2.626	2,500	10,000	12.5	256 lbs.	50'



SAE 100R12 No. R12 (Previously - RC12B) FOUR SPIRAL HIGH PRESSURE IMPORT HYDRAULIC HOSE

Applications: High Pressure Hydraulics, Industrial or Agricultural
Cover: Abrasion and Flame Resistant Black Cover, MSHA Approved, Grey Layline
Reinforcement: 4 High Tensile Steel Spirals
Temperature: -40F to +250F (-40 to +121C)
Coupling Series: No Skive: GW Series pg B33, 4GC Series pg C20
 Reduced Bend Radius

Hose I.D.	Hose O.D.	Working Pressure (Lbs.)	Min. Burst Pressure (Lbs.)	Min. Bend Radius (In.)	Weight Per Hundred Feet	Coil Footage
1-1/4"	1.850	3,000	12,000	8.25	194 lbs.	Bulk
1-1/2"	2.106	2,500	10,000	10	229 lbs.	Bulk
2"	2.626	2,500	10,000	12.5	317 lbs.	Bulk

See CS-Flex 4 for sizes 1/2" to 1" Page A-19

BULK HOSE

A
HOSE



B
VAR-CRIMP
COUPLINGS

**CS-FLEX 4 MEETS AND EXCEEDS 100R12 No. CS-FLEX 4
FOUR SPIRAL HIGH PRESSURE
IMPORT HYDRAULIC HOSE
ISO 18752**

C
GRIP CRIMP
COUPLINGS

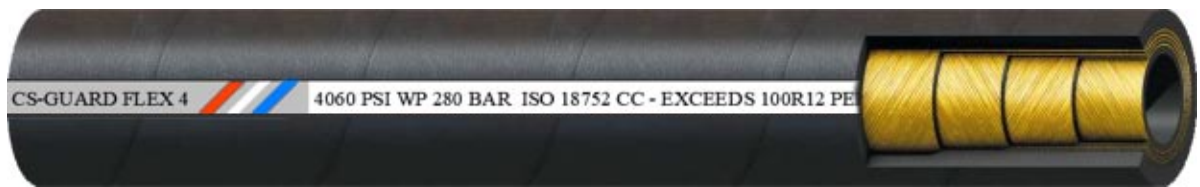
Applications: High Pressure Hydraulics, Industrial or Agricultural
Cover: Abrasion and Flame Resistant Black Cover, MSHA Approved
Reinforcement: 4 High Tensile Steel Spirals
Temperature: -40F to +250F (-40 to +121C)
Coupling Series: No Skive: GW Series pg B33, 4GC Series (1/2" to 1-1/2") pg C20
****Reduced Bend Radius and Higher Working Pressures****

D
3 SERIES
THERMOPLASTIC

Hose I.D.	Hose O.D.	Working Pressure (Lbs.)	Min. Burst Pressure (Lbs.)	Min. Bend Radius (In.)	Weight Per Hundred Feet	Coil Footage
1/2"	0.937	4,060	16,240	3.5	56 lbs.	Bulk
5/8"	1.100	4,060	16,240	4	76 lbs.	Bulk
3/4"	1.208	4,060	16,240	4.75	95 lbs.	Bulk
1"	1.496	4,060	16,240	6	131 lbs.	Bulk
1-1/4"	1.790	4,060	16,240	8.25	154 lbs.	Bulk
1-1/2"	2.100	4,060	16,240	10	219 lbs.	Bulk
2"	2.680	4,060	16,240	15.5	297 lbs.	Bulk

E
QUICK
COUPLERS

F
REUSABLES
PUSHON, ACCESS.



G
ADAPTERS

**CS GUARD-FLEX 4 MEETS AND EXCEEDS 100R12 No. CS-GUARD FLEX 4
FOUR SPIRAL HIGH PRESSURE IMPORT HYDRAULIC HOSE
SAE J1942 U.S.C.G Accepted Hydraulic Only**

H
FABRICATION
EQUIPMENT

Applications: High Pressure Hydraulics, Industrial or Agricultural
Cover: Abrasion and Flame Resistant Black Cover, MSHA Approved
Reinforcement: 4 High Tensile Steel Spirals
Temperature: -40F to +250F (-40 to +121C)
Coupling Series: No Skive: GW Series pg B33,
****Reduced Bend Radius and Higher Working Pressures****

*Coming Soon!
3rd Quarter
2025*

J
THREAD ID
TECHNICAL

Hose I.D.	Hose O.D.	Working Pressure (Lbs.)	Min. Burst Pressure (Lbs.)	Min. Bend Radius (In.)	Weight Per Hundred Feet	Coil Footage
1/2"	0.937	4,060	16,240	3.5	56 lbs.	Bulk
5/8"	1.100	4,060	16,240	4	76 lbs.	Bulk
3/4"	1.208	4,060	16,240	4.75	95 lbs.	Bulk
1"	1.496	4,060	16,240	6	131 lbs.	Bulk
1-1/4"	1.790	4,060	16,240	8.25	154 lbs.	Bulk
1-1/2"	2.100	4,060	16,240	10	219 lbs.	Bulk
2"	2.680	4,060	16,240	15.5	297 lbs.	Bulk

www.couplamatic.com

BULK HOSE



DURA-HYD EX SUPER ABRASION RESISTANT SAE 100R12 No. DHEXR12 FOUR SPIRAL HIGH PRESSURE IMPORT HYDRAULIC HOSE

Applications: High Pressure Hydraulics, Industrial or Agricultural
Cover: Flame Resistant Bi-Layer, SUPER Abrasion Resistant, MSHA
Reinforcement: 4 High Tensile Steel Spirals
Temperature: -40F to +250F (-40 to +121C)
Coupling Series: No Skive: GW Series pg B33, 4GC Series pg C20

Hose I.D.	Hose O.D.	Working Pressure (Lbs.)	Min. Burst Pressure (Lbs.)	Min. Bend Radius (In.)	Weight Per Hundred Feet	Coil Footage
1/2"	0.937	4,000	16,000	3.5	56 lbs.	Bulk
3/4"	1.208	4,000	16,000	4.8	95 lbs.	Bulk
1"	1.496	4,000	16,000	6	131 lbs.	Bulk
1-1/4"	1.850	3,000	12,000	16.5	194 lbs.	Bulk
1-1/2"	2.106	2,500	10,000	20	229 lbs.	Bulk
2"	2.626	2,500	10,000	25	317 lbs.	Bulk



CS-FLEX 5 MEETS AND EXCEEDS SAE 100R13 No. CS-FLEX 5 FOUR SPIRAL HIGH PRESSURE IMPORT HYDRAULIC HOSE ISO 18752

Applications: High Pressure Hydraulics, Industrial or Agricultural
Cover: Abrasion and Flame Resistant Black Cover, MSHA Approved
Reinforcement: 4 (1/2" - 1-1/2") or 6 (2") High Tensile Steel Spirals
Temperature: -40F to +250F (-40C to +121C)
Coupling Series: No Skive: GW Series (1/2" to 1-1/4") pg B33, 4GC Series (1/2" to 1-1/4") pg C20, 4SH Series (1-1/4" and 1-1/2") pg C36 6GC Series (2") pg C30
****Reduced Bend Radius and Higher Working Pressures****

Hose I.D.	Hose O.D.	Working Pressure (Lbs.)	Min. Burst Pressure (Lbs.)	Min. Bend Radius (In.)	Weight Per Hundred Feet	Coil Footage	Coupling Series
1/2"	0.905	5,500	22,000	3.5	52	Bulk	GW,4GC
3/4"	1.200	5,500	22,000	4.7	89	Bulk	GW,4GC
1"	1.480	5,000	20,000	7	119	Bulk	GW,4GC
1-1/4"	1.810	5,000	20,000	11	171	Bulk	GW,4GC, 4SH
1-1/2"	2.060	5,075	20,300	10	180	Bulk	4SH
2"	2.780	5,075	20,300	14	380	Bulk	6GC

A
HOSE

B
VARI-CRIMP
COUPLINGS

C
GRIP CRIMP
COUPLINGS

D
3 SERIES
THERMOPLASTIC

E
QUICK
COUPLERS

F
REUSABLES,
PUSHON, ACCESS.

G
ADAPTERS

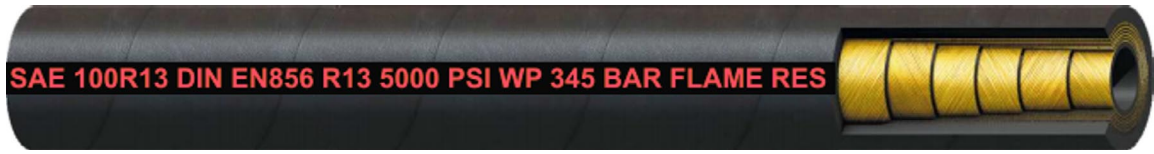
H
FABRICATION
EQUIPMENT

J
THREAD ID
TECHNICAL

www.couplamatic.com

BULK HOSE

A
HOSE



B
VAR-CRIMP
COUPLINGS

SAE 100R13 No. R13 (Previously - RC13) MULTISPIRAL EXTRA HIGH PRESSURE IMPORT HYDRAULIC HOSE

Applications: Very High Pressure Hydraulics, Industrial or Agricultural
Cover: Abrasion and Flame Resistant Black Cover, MSHA Approved, Red Layline

Reinforcement: 4 or 6 High Tensile Steel Spirals

Temperature: -40F to +250F (-40C to +121C)

Couplings: Skive: SX Series pg B39, No Skive: 6GC Series pg C30

C
GRIP CRIMP
COUPLINGS

D
3 SERIES
THERMOPLASTIC

Hose I.D.	Hose O.D.	Working Pressure (Lbs.)	Min. Burst Pressure (Lbs.)	Min. Bend Radius (In.)	Weight Per Hundred Feet	Coil Footage
3/4"	1.260	5,000	20,000	9.5	121 lbs.	Bulk
1"	1.515	5,000	20,000	12	153 lbs.	Bulk
1-1/4"	1.940	5,000	20,000	16.5	288 lbs.	Bulk
1-1/2"	2.255	5,000	20,000	20	361 lbs.	Bulk
2"	2.820	5,000	20,000	25	471 lbs.	Bulk

E
QUICK
COUPLERS

F
REUSABLES
PUSHON, ACCESS.



G
ADAPTERS

DURA-HYD EX SUPER ABRASION RESISTANTSAE 100R13 No. DHEXR13 MULTISPIRAL EXTRA HIGH PRESSURE IMPORT HYDRAULIC HOSE

Applications: Very High Pressure Hydraulics, Industrial or Agricultural

Cover: Flame Resistant Bi-Layer, SUPER Abrasion Resistant, MSHA

Reinforcement: 4 or 6 High Tensile Steel Spirals

Temperature: -40F to +250F (-40C to +121C)

Couplings: Skive: SX Series pg B39, No Skive: 6GC Series pg C28

H
FABRICATION
EQUIPMENT

Hose I.D.	Hose O.D.	Working Pressure (Lbs.)	Min. Burst Pressure (Lbs.)	Min. Bend Radius (In.)	Weight Per Hundred Feet	Coil Footage
3/4"	1.260	5,000	20,000	9.5	121 lbs.	Bulk
1"	1.515	5,000	20,000	12	153 lbs.	Bulk
1-1/4"	1.940	5,000	20,000	16.5	288 lbs.	Bulk
1-1/2"	2.255	5,000	20,000	20	361 lbs.	Bulk
2"	2.820	5,000	20,000	25	471 lbs.	Bulk

J
THREAD ID
TECHNICAL

www.couplamatic.com

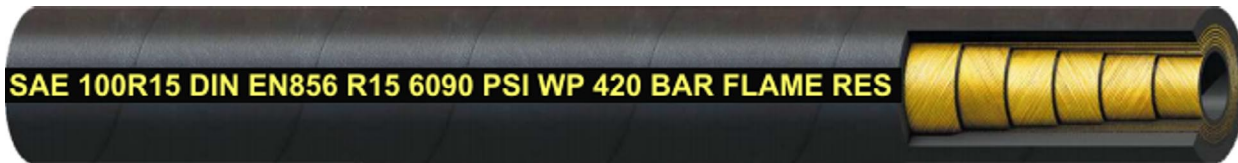
BULK HOSE



CS-FLEX 6 MEETS AND EXCEEDS SAE 100R15 No. CS-FLEX 6 FOUR SPIRAL HIGH PRESSURE IMPORT HYDRAULIC HOSE ISO 18752

Applications: High Pressure Hydraulics, Industrial or Agricultural
Cover: Abrasion and Flame Resistant Black Cover, MSHA Approved
Reinforcement: 4 (1/2" - 1") or 6 (1-1/4"-2") High Tensile Steel Spirals
Temperature: -40F to +250F (-40C to +121C)
Coupling Series: No Skive: GW Series (1/2" - 1") pg B29, 4GC Series (1/2" - 1") pg C20,
 6GC Series (1-1/4" - 1-1/2") pg C30
****Reduced Bend Radius and Higher Working Pressures****

Hose I.D.	Working Hose O.D.	Min. Burst Pressure (Lbs.)	Pressure (Lbs.)	Min. Bend Radius (In.)	Weight Per Hundred Feet	Coil Footage	Coupling Series
1/2"	0.900	6,090	24,360	3.6	53	Bulk	GW,4GC
3/4"	1.210	6,090	24,360	4.7	98	Bulk	GW,4GC
1"	1.475	6,090	24,360	7.0	130	Bulk	GW,4GC
1-1/4"	1.920	6,090	24,360	10.3	212	Bulk	6GC
1-1/2"	2.210	6,090	24,360	12.2	295	Bulk	6GC
2"	Coming Soon!		Coming Soon!		Coming Soon!		



SAE 100R15 No. R15 (Previously - RC15) MULTISPIRAL EXTREME PRESSURE IMPORT HYDRAULIC HOSE

Applications: Very High Pressure Hydraulics, Industrial or Agricultural
Cover: Abrasion and Flame Resistant Black Cover, MSHA Approved, Yellow Layline
Reinforcement: 4 or 6 High Tensile Steel Spirals
Temperature: -40F to +250F (-40C to +121C)
Coupling Series: No Skive: 6GC Series pg C30

Hose I.D.	Hose O.D.	Working Pressure (Lbs.)	Min. Burst Pressure (Lbs.)	Min. Bend Radius (In.)	Weight Per Hundred Feet	Coil Footage
3/4"	1.260	6,090	24,360	10.5	114 lbs.	Bulk
1"	1.515	6,090	24,360	13	153 lbs.	Bulk
1-1/4"	1.940	6,090	24,360	17.5	288 lbs.	Bulk
1-1/2"	2.255	6,090	24,360	21	360 lbs.	Bulk

A
HOSE

B
VARI-CRIMP
COUPLINGS

C
GRIP CRIMP
COUPLINGS

D
3 SERIES
THERMOPLASTIC

E
QUICK
COUPLERS

F
REUSABLES,
PUSHON, ACCESS.

G
ADAPTERS

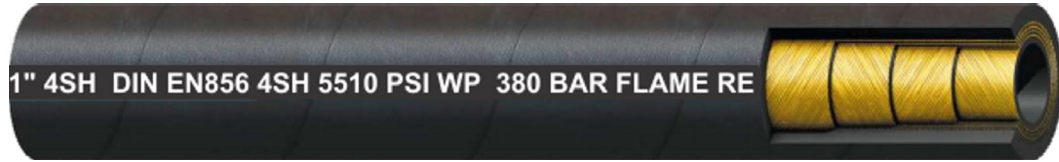
H
FABRICATION
EQUIPMENT

J
THREAID
TECHNICAL

www.couplamatic.com

BULK HOSE

A
HOSE



B
VAR-CRIMP
COUPLINGS

4SH (EN856) No. 4SH FOUR SPIRAL EXTRA HIGH PRESSURE IMPORT HYDRAULIC HOSE

Applications: Very High Pressure Hydraulics, Industrial or Agricultural
Cover: Abrasion and Flame Resistant Black Cover, MSHA Approved, White Layline

Reinforcement: 4 High Tensile Steel Spirals

Temperature: -40F to +212F (-40C to +100C)

Coupling Series: No Skive: 6GC Series (5/8, 3/4, & 1) pg C30, 4SH Series (1-1/4 & 1-1/2) pg C36

C
GRIP CRIMP
COUPLINGS

D
3 SERIES
THERMOPLASTIC

E
QUICK
COUPLERS

F
REUSABLES,
PUSHON, ACCESS.

G
ADAPTERS

H
FABRICATION
EQUIPMENT

J
THREAD ID
TECHNICAL

www.couplamatic.com

Hose I.D.	Hose O.D.	Working Pressure (Lbs.)	Min. Burst Pressure (Lbs.)	Min. Bend Radius (In.)	Weight Per Hundred Feet	Coil Footage
5/8"	1.130	6,090	24,360	9.5	97 lbs.	Bulk
3/4"	1.268	6,090	24,360	11	112 lbs.	Bulk
1"	1.523	5,510	22,040	13.5	131 lbs.	Bulk
1-1/4"	1.791	5,075	20,300	18	181 lbs.	Bulk
1-1/2"	2.085	4,205	16,820	22	241 lbs.	Bulk
2"	Discontinued. Please see CS Flex 4 for 2" 4000 PSI Spiral hose.					



HYDRAULIC JACK HOSE No. JH2 2-WIRE HYDRAULIC HOSE Two Wire Braid

Applications: High Pressure Hydraulic Jacking Applications

Cover: Abrasion and Flame Resistant Cover

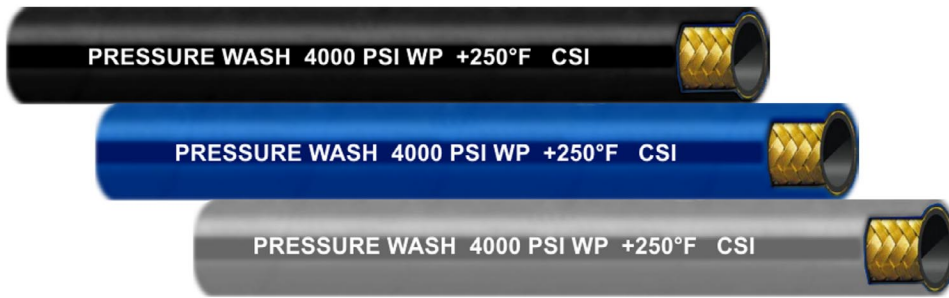
Reinforcement: Two Wire Braids - 2:1 Design Factor

Temperature: -40F to +212F (-40C to +100C)

Coupling Series: Grip Crimp (NPTF Male Solid Only) pg C1, A Series (NPTF Male Solid Only) pg B18
Spring Guards pg F6 and **Warning Labels** pg F9

Hose I.D.	Hose O.D.	Working Pressure (Lbs.)	Min. Burst Pressure (Lbs.)	Min. Bend Radius (In.)	Weight Per Hundred Feet	Reel Footage
1/4"	0.593	10,000	20,000	3.2	24 lbs.	500'
3/8"	0.750	10,000	20,000	3.8	34 lbs.	400'

BULK HOSE



A
HOSE

B
VARI-CRIMP
COUPLINGS

C
GRIP CRIMP
COUPLINGS

D
3 SERIES
THERMOPLASTIC

1-WIRE PRESSURE WASH HOSE IMPORT SMOOTH THIN COVER ONE WIRE BRAID

Applications: Medium Pressure, Pressure Wash

Cover: **Blue** Smooth, Non-Marking, Abrasion and Weather Resistant (**PW4000BLU**)
Grey Smooth, Non-Marking, Abrasion and Weather Resistant (3/8" Only) (**PW4000GRY**)
Black Smooth, Abrasion and Weather Resistant (**PW4000**)

Reinforcement: One Wire Braid

Temperature: -40F to +250F (-40C to +121C)

Coupling Series: Grip Crimp Pressure Wash Bite to the Wire pg C19, A Series pg B18, Grip-Crimp pg C1
Pressure Wash Grips pg F9 **Pressure Wash Quick Couplers** pg E10

Hose I.D.	Hose O.D.	Working Pressure (Lbs.)	Min. Burst Pressure (Lbs.)	Min. Bend Radius (In.)	Weight Per Hundred Feet	Reel Footage
1/4"	0.480	4,000	14,500	3	12 lbs.	600'
3/8"	0.610	4,000	14,500	4	18 lbs.	600'
1/2"	0.748	4,000	14,500	5	23 lbs.	450'

1/2" Available 3rd Quarter 2025

E
QUICK
COUPLERS



F
REUSABLES,
PUSHON, ACCESS,

G
ADAPTERS

2-WIRE PRESSURE WASH HOSE IMPORT THIN COVER TWO WIRE BRAID

Applications: High Pressure, Pressure Wash Hose

Cover: **Blue** Smooth, Non-Marking, Abrasion and Weather Resistant (**PW6000BLU**)
Grey Smooth, Non-Marking, Abrasion and Weather Resistant (3/8" Only) (**PW6000GRY**)
Black Smooth, Abrasion and Weather Resistant (**PW6000**)

Reinforcement: Two Wire Braids

Temperature: -40F to +250F (-40C to +121C)

Coupling Series: Grip Crimp Pressure Wash Bite to the Wire pg C19, A Series pg B18, Grip-Crimp pg C1
Pressure Wash Grips pg F9 **Pressure Wash Quick Couplers** pg E10

Hose I.D.	Hose O.D.	Working Pressure (Lbs.)	Min. Burst Pressure (Lbs.)	Min. Bend Radius (In.)	Weight Per Hundred Feet	Reel Footage
3/8"	0.675	6,000	23,200	4	29 lbs.	600'
1/2"	0.815	6,000	23,200	5	39 lbs.	400'

1/2" Available 3rd Quarter 2025

H
FABRICATION
EQUIPMENT

J
THREAD ID
TECHNICAL

www.couplamatic.com

BULK HOSE

A
HOSE



3/8" PRESSURE WASH - ANIMAL FAT RESISTANT - 3000 PSI

B
VAR-CRIMP
COUPLINGS

C
GRIP CRIMP
COUPLINGS

D
3 SERIES
THERMOPLASTIC

E
QUICK
COUPLERS

F
REUSABLES
PUSHON, ACCESS.

G
ADAPTERS

H
FABRICATION
EQUIPMENT

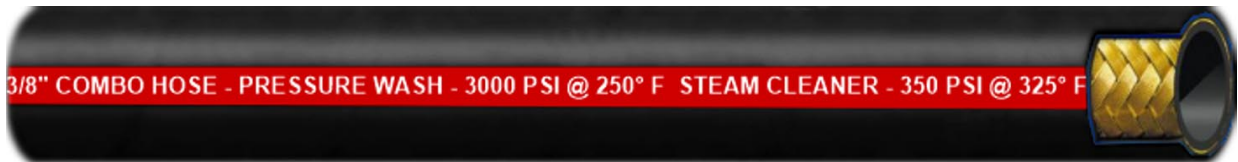
J
THREAD ID
TECHNICAL

www.couplamatic.com

1-WIRE PRESSURE WASH HOSE IMPORT SMOOTH THIN COVER ONE WIRE BRAID

Applications: Medium Pressure, Pressure Wash
Cover: Yellow Smooth, Non-Marking, Abrasion and Animal Fat Resistant (PW3000YLW)
Reinforcement: One Wire Braid
Temperature: -40F to +250F (-40C to +121C)
Coupling Series: Grip Crimp Pressure Wash Bite to the Wire pg C19,
 Pressure Wash Grips pg F9 **Pressure Wash Quick Couplers** pg E10

Hose I.D.	Hose O.D.	Working Pressure (Lbs.)	Min. Burst Pressure (Lbs.)	Min. Bend Radius (In.)	Weight Per Hundred Feet	Reel Footage
3/8"	0.685	3,000	12,000	3	24 lbs.	600'
50' & 100' Cut Lengths Also Available						



3/8" COMBO HOSE - PRESSURE WASH - 3000 PSI @ 250° F STEAM CLEANER - 350 PSI @ 325° F

2-WIRE PRESSURE WASH/STEAM CLEAN HOSE IMPORT THIN COVER ONE WIRE BRAID

Applications: Medium Pressure, Pressure Wash Hose/Steam Clean Hose
Cover: Black Smooth, Abrasion and Weather Resistant (3/8 PWC3000 & 1/2 PWC2500)
Reinforcement: One Wire Braid
Temperature: -40F to +250F (-40C to +121C) Pressure Wash
 Max +325F (+162C) at Max 350 PSI Steam Clean
Coupling Series: 3/8" Grip Crimp Pressure Wash Bite to the Wire pg C19, 1/2" Grip-Crimp pg C1
Pressure Wash Grips pg F9 **Pressure Wash Quick Couplers** pg E10

Hose I.D.	Hose O.D.	Working Pressure (Lbs.)	Min. Burst Pressure (Lbs.)	Min. Bend Radius (In.)	Weight Per Hundred Feet	Reel Footage
3/8"	0.695	3,000	12,000	5	25 lbs.	600'
1/2"	0.855	2,500	10,000	8	31 lbs.	400'
50' & 100' Cut Lengths Also Available						

BULK HOSE



PRESSURE WASH HOSE ASSEMBLIES IMPORT SMOOTH THIN COVER

Applications: Medium or High Pressure, Pressure Wash Hose

Cover: **Blue** Smooth, Non-Marking, Abrasion and Weather Resistant,

Grey Smooth, Non-Marking, Abrasion and Weather Resistant, or **Black** Smooth, Abrasion and Weather Resistant

Reinforcement: One or Two Wire Braids

Temperature: -40F to +250F (-40C to +121C)

A
HOSE

B
VARI-CRIMP
COUPLINGS

C
GRIP CRIMP
COUPLINGS

D
3 SERIES
THERMOPLASTIC

E
QUICK
COUPLERS

F
REUSABLES,
PUSH-ON,
ACCESS.

G
ADAPTERS

H
FABRICATION
EQUIPMENT

J
THREAD ID
TECHNICAL

www.couplamatic.com

Hose I.D.	Working Pressure	Assembly Length	Coupling # 1	Coupling # 2	Blue Part #	Black Part #	Grey Part #
1/4"	4000 psi	50'	1/4" NPTF	1/4" NPTF Swivel	PW4450BLU	PW4450	
1/4"	4000 psi	100'	1/4" NPTF	1/4" NPTF Swivel	PW44100BLU		
3/8"	4000 psi	50'	3/8" NPTF	3/8" NPTF Swivel	PW6450BLU	PW6450	PW6450GRY
3/8"	4000 psi	100'	3/8" NPTF	3/8" NPTF Swivel	PW64100BLU	PW64100	PW64100GRY
3/8"	6000 psi	50'	3/8" NPTF	3/8" NPTF Swivel	PW6650BLU	PW6650	PW6650GRY
3/8"	6000 psi	100'	3/8" NPTF	3/8" NPTF Swivel	PW66100BLU	PW66100	PW66100GRY



PRESSURE WASH HOSE ASSEMBLIES IMPORT WRAPPED THIN COVER

Applications: Medium or High Pressure, Pressure Wash Hose

Cover: **Black** Wrapped, Abrasion and Weather Resistant

Reinforcement: One or Two Wire Braids

Temperature: -40F to +250F (-40C to +121C)



Hose I.D.	Working Pressure	Assembly Length	Coupling # 1	Coupling # 2	Black Part #	Cut Length Hose Only #
3/8"	4000 psi	50'	3/8" NPTF	3/8" NPTF Swivel	FCS6450	FCSPW4-50 3/8
3/8"	4000 psi	100'	3/8" NPTF	3/8" NPTF Swivel	FCS64100	FCSPW4-100 3/8
3/8"	6000 psi	50'	3/8" NPTF	3/8" NPTF Swivel	FCS6650	FCSPW6-50 3/8
3/8"	6000 psi	100'	3/8" NPTF	3/8" NPTF Swivel	FCS66100	FCSPW6-100 3/8

Cut lengths of hose only available in 50' and 100' lengths.

BULK HOSE



A
HOSE

B
VARI-CRIMP
COUPLINGS

C
GRIP CRIMP
COUPLINGS

D
3 SERIES
THERMOPLASTIC

E
QUICK
COUPLERS

F
REUSABLES
PUSHON, ACCESS.

G
ADAPTERS

H
FABRICATION
EQUIPMENT

J
THREAD ID
TECHNICAL

SAE 100R14 No. TR14 PTFE HYDRAULIC HOSE

Applications: Fuel, Lubricant, Steam, Hydraulic, & Compressed Gas

Cover: 304 Stainless Braid

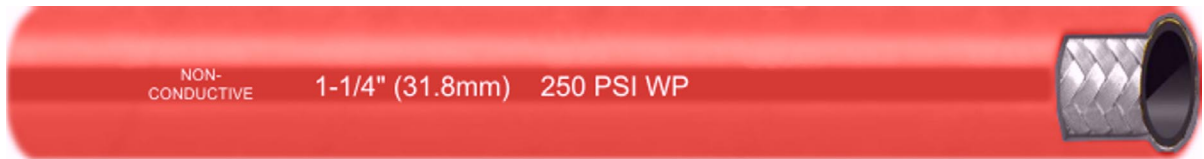
Reinforcement: One (3/16"-3/4") or Two (1") Stainless Braids

Temperature: -65F to +400F (-54C to +204C), -100F to +500F (-73C to +260 C) Intermittent

Coupling Series: T Series pg B48

Hose I.D.	Hose O.D.	Working Pressure (Lbs.)	Min. Burst Pressure (Lbs.)	Min. Bend Radius (In.)	Weight Per Hundred Feet	Coil Footage
3/16"	.312	3000	12000	2.0	5 lbs	Bulk
1/4"	.375	3000	12000	3.0	7 lbs	Bulk
5/16"	.445	2500	10000	4.0	11 lbs	Bulk
3/8"	.503	2250	9000	4.5	12 lbs	Bulk
1/2"	.648	1500	6000	6.5	15 lbs	Bulk
3/4"	.886	1100	4400	8.2	20 lbs	Bulk
1"	1.135	900	3600	10.0	30 lbs	Bulk

Working pressure and Burst Pressure rated at room temperature.



HYDRAULIC RETURN LINE HOSE - DOMESTIC No. 3284H

Applications: Hydraulic Return Line

Cover: Rubber (Red)

Reinforcement: Two Fiber Braid

Temperature: -40F to +200F (-40 to +96C)

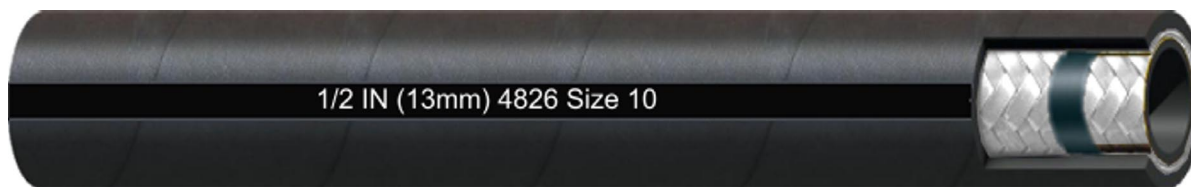
Coupling Series: Band Stems pg F5, Vari-Crimp (1/2 - 1-1/4) pg B1

Cut lengths available

Hose I.D.	Hose O.D.	Working Pressure (Lbs.)	Min. Burst Pressure (Lbs.)	Min. Bend Radius (In.)	Weight Per Hundred Feet	Reel Footage
1/2"	0.875	300	---	7.5	24 lbs.	500'
3/4"	1.156	300	---	11.5	41 lbs.	500'
1"	1.437	300	---	14	62 lbs.	450'
1-1/4"	1.781	300	---	18.5	84 lbs.	400'
1-1/2"	2.031	300	---	22	104 lbs.	300'

www.couplamatic.com

BULK HOSE



A
HOSE

B
VARI-CRIMP
COUPLINGS

C
GRIP CRIMP
COUPLINGS

D
3 SERIES
THERMOPLASTIC

E
QUICK
COUPLERS

F
REUSABLES,
PUSH-ON, ACCESS.

G
ADAPTERS

H
FABRICATION
EQUIPMENT

J
THREADED
TECHNICAL

www.couplamatic.com

REFRIGERANT HOSE R12 & R134A COMPATIBLE No. F204

Applications: Air Conditioning, Refrigerant

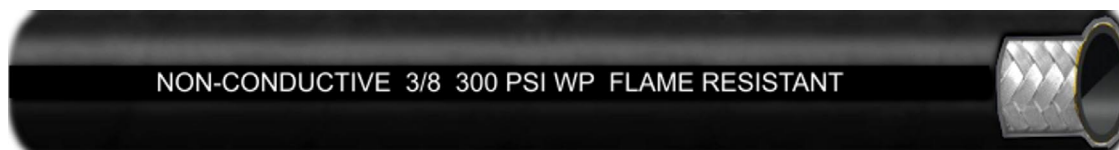
Cover: Rubber

Reinforcement: Two Fiber Braid, Internal Nylon Barrier

Temperature: -22F to +257F (-30C to +125C)

Cut lengths available

Hose I.D.	Hose O.D.	Working Pressure (Lbs.)	Min. Burst Pressure (Lbs.)	Min. Bend Radius (In.)	Weight Per Hundred Feet	Reel Footage
5/16" (#6)	0.750	500	2,000	4	20 lbs.	825'
13/32" (#8)	0.910	500	2,000	5	28 lbs.	725'
1/2" (#10)	1.000	500	2,000	5	33 lbs.	700'
5/8" (#12)	1.130	350	1,750	6	38 lbs.	525'



RUBBER COVERED PUSH-ON HOSE No. 025H

Applications: Low Pressure

Cover: Black Oil Resistant Rubber

Reinforcement: One Fiber Braid

Temperature: -40 to +190F (-40 to +88C)

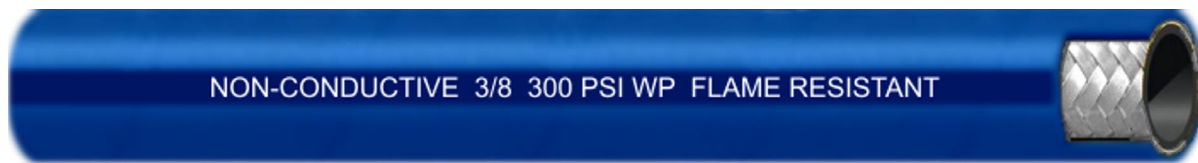
Coupling Series: Brass Push-On Couplings pg F4, Vari-Crimp pg B1

Cut lengths available. 100' minimum 10% Premium

Hose I.D.	Hose O.D.	Working Pressure (Lbs.)	Min. Burst Pressure (Lbs.)	Min. Bend Radius (In.)	Weight Per Hundred Feet	Coil Footage
1/4"	0.500	300	1,200	2.5	9 lbs.	500'
3/8"	0.640	300	1,200	3	11 lbs.	500'
1/2"	0.750	300	1,200	5	13 lbs.	500'
5/8"	0.910	300	1,200	6	19 lbs.	500'
3/4"	1.031	300	1,200	7	21 lbs.	500'

BULK HOSE

A
HOSE



NON-CONDUCTIVE 3/8 300 PSI WP FLAME RESISTANT

B
VARI-CRIMP
COUPLINGS

BLUE RUBBER COVERED PUSH-ON HOSE No. 024H

Applications: Low Pressure

Cover: Blue Oil Resistant Rubber

Reinforcement: One Fiber Braid

Temperature: -40 to +190F (-40 to +88C)

Coupling Series: Brass Push-On Couplings pg F4, Vari-Crimp pg B1

Cut lengths available. 100' minimum 10% Premium

C
GRIP CRIMP
COUPLINGS

D
3 SERIES
THERMOPLASTIC

E
QUICK
COUPLERS

F
REUSABLES,
PUSH-ON, ACCESS.

G
ADAPTERS

H
FABRICATION
EQUIPMENT

J
THREAD ID
TECHNICAL

www.couplamatic.com



3/8 300 PSI WP

TEXTILE COVERED PUSH-ON HOSE No. 026H

Applications: Low Pressure

Cover: Oil and Mildew Resistant Textile

Reinforcement: One Fiber Braid

Temperature: -40 to +200F (-40 to +96C)


Coupling Series: Brass Push-On Couplings pg F4, Vari-Crimp pg B1

Cut lengths available. 100' minimum 10% Premium

Hose I.D.	Hose O.D.	Working Pressure (Lbs.)	Min. Burst Pressure (Lbs.)	Min. Bend Radius (In.)	Weight Per Hundred Feet	Coil Footage
1/4"	0.500	300	1,200	2.5	9 lbs.	500'
3/8"	0.640	300	1,200	3	11 lbs.	500'
1/2"	0.750	300	1,200	5	13 lbs.	500'
5/8"	0.910	300	1,200	6	19 lbs.	500'
3/4"	1.031	300	1,200	7	21 lbs.	500'

Hose I.D.	Hose O.D.	Working Pressure (Lbs.)	Min. Burst Pressure (Lbs.)	Min. Bend Radius (In.)	Weight Per Hundred Feet	Reel Footage
1/4"	0.500	300	1,200	2.5	7 lbs.	500'
3/8"	0.640	300	1,200	3	10 lbs.	500'
1/2"	0.750	300	1,200	5	12 lbs.	500'
5/8"	0.910	300	1,200	6	19 lbs.	500'
3/4"	1.031	300	1,200	7	21 lbs.	500'

BULK HOSE



DOT CT AIR BRAKE 10mm (3/8") SAE J1402 A

A
HOSE

AIR BRAKE HOSE SAE J1402 TYPE A DOT FMVSS 106 **No. J1402A**

Applications: Air Brake

Cover: Rubber

Reinforcement: 4 Spiral Polyester

Temperature: -40 to +200F (-40 to +96C)

Cut lengths available. 100' minimum - 10% Premium

B
VARL-CRIMP
COUPLINGS

C
GRIP CRIMP
COUPLINGS

D
3 SERIES
THERMOPLASTIC

Hose I.D.	Hose O.D.	Working Pressure (Lbs.)	Min. Burst Pressure (Lbs.)	Min. Bend Radius (In.)	Weight Per Hundred Feet	Reel Footage
3/8"	0.750	225	900	3.5	20 lbs.	500'



\\ \\ \\ CSI JH300R - JACKHAMMER - 3/4" (19.1MM) - 300 PSI WP \\ \\ \\

E
QUICK
COUPLERS

F
REUSABLES,
PUSHON, ACCESS.

JACKHAMMER COMPRESSED AIR HOSE HOSE **No. JH300R**

Applications: Heavy Duty Air Supply

Cover: Red ozone and weather resistant EPDM

Tube: ARPM Class B oil resistance

Reinforcement: Textile Spiral

Temperature: -30 to +212F (-34 to +100C)

Coupling Series: Universal Two Lug Coupling (See below)

50' Cut lengths

*Coming Soon!
2nd Quarter
2025*

G
ADAPTERS

H
FABRICATION
EQUIPMENT

J
THREAD ID
TECHNICAL

Hose I.D.	Hose O.D.	Working Pressure (Lbs.)	Min. Burst Pressure (Lbs.)	Min. Bend Radius (In.)	Weight Per Hundred Feet	Coil Footage
3/4"	1.13	300	1,200	4.5	37 lbs.	50'



Part No. 3/4 JH UNI

3/4 Universal coupler with seal and one safety pin.



Part No. 3/4 JHR-50

3/4 Jackhammer assembly, 50' long, universal coupler each end.

www.couplamatic.com

BULK HOSE

A
HOSE



B
VARI-CRIMP
COUPLINGS

RED MULTIPURPOSE HOSE HOSE No. MP-R

Applications: Low Pressure air and water, oil resistant applications.
Cover: Red ARPM Class B Oil Resistant, Non-Conductive weather resistant NVC
Tube: ARPM Class A oil resistance
Reinforcement: Textile Spiral
Temperature: -30 to +212F (-34 to +100C)
Coupling Series: Vari-Crimp (1/4-1-1/4) pg B1,
 Cut lengths available in 1-1/4 and 1-1/2. 100' minimum 10% Premium

*Coming Soon!
3rd Quarter
2025*

C
GRIP CRIMP
COUPLINGS

D
3 SERIES
THERMOPLASTIC

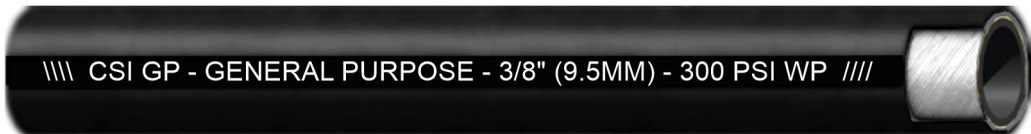
E
QUICK
COUPLERS

Hose I.D.	Hose O.D.	Working Pressure (Lbs.)	Min. Burst Pressure (Lbs.)	Min. Bend Radius (In.)	Weight Per Hundred Feet	Reel Footage
1/4"	0.49	300	1,200	1.5	8 lbs.	500'
3/8"	0.65	300	1,200	2.3	13 lbs.	500'
1/2"	0.81	300	1,200	3.0	18 lbs.	500'
5/8"	0.94	300	1,200	3.8	22 lbs.	500'
3/4"	1.11	300	1,200	4.5	30 lbs.	500'
1"	1.43	300	1,200	6.0	47 lbs.	450'
1-1/4"	1.72	250	1,000	7.5	67 lbs.	400'
1-1/2"	1.97	250	1,000	9.0	78 lbs.	300'

F
REUSABLES
PUSHON, ACCESS.



G
ADAPTERS



H
FABRICATION
EQUIPMENT

GENERAL PURPOSE HOSE HOSE No. GP-B (Black) / GP-R (Red)

Applications: Low pressure air and water
Cover: Black (GP-B) or Red (GP-R) weather and abrasion resistant EPDM
Reinforcement: Textile Spiral
Temperature: -40 to +212F (-40 to +100C)
Coupling Series: Vari-Crimp (1/4-1-1/4) pg B1,
 Cut lengths available in 1-1/4 and 1-1/2. 100' minimum 10% Premium

*Coming Soon!
3rd Quarter
2025*

J
THREAD ID
TECHNICAL

Hose I.D.	Hose O.D.	Working Pressure (Lbs.)	Min. Burst Pressure (Lbs.)	Min. Bend Radius (In.)	Weight Per Hundred Feet	Reel Footage
1/4"	0.49	300	1,200	1.5	8 lbs.	500'
3/8"	0.65	300	1,200	2.3	13 lbs.	500'
1/2"	0.81	300	1,200	3.0	18 lbs.	500'
5/8"	0.94	300	1,200	3.8	22 lbs.	500'
3/4"	1.11	300	1,200	4.5	30 lbs.	500'
1"	1.39	300	1,200	6.0	47 lbs.	450'
1-1/4"	1.72	200	800	7.5	67 lbs.	400'
1-1/2"	1.97	200	800	9.0	78 lbs.	300'

www.couplamatic.com

COUPLING INDEX

Vari-Crimp Couplings Compression Style Crimp Couplings for 100R1AT, 100R2AT, 1SN, 2SN, R16, R17, 100R3, & 100R4	B-1
A Series Bite to the Wire Couplings No Skive Bite to the Wire Couplings for 100R1AT, 100R2AT, 1SN, 2SN, R16, 2SC, R17, R19, 2SK, Pressure Wash, & Jack Hose	B-18
GW Series Bite to the Wire Couplings No Skive Bite to the Wire Couplings for 100R12, CS-FLEX 4, CS-GUARD FLEX 4, CS-FLEX 5, CS-FLEX 6, 2SN, R17, & 100R4	B-33
R5 Series Couplings Crimp Couplings for 100R5 and HTR5	B-44
T Series Couplings Straight or Bubble Crimp Couplings for 100R14 PTFE hose, & Reduced OD 100R7 hoses.	B-48
316 Stainless Steel T Series Couplings Straight or Bubble Crimp Couplings for 100R14 PTFE hose, & Reduced OD 100R7 hoses.	B-52
Grip Crimp Bite to the Wire Couplings No Skive Bite to the Wire Couplings for 100R1AT, 100R2AT, 1SN, 2SN, R16, 2SC, R17, R19, 2SK, Pressure Wash, & Jack Hose	C-1
316 Stainless Steel Grip Crimp BTW Couplings 316 Stainless Steel No Skive Bite to the Wire Couplings for 100R1AT, 100R2AT, 1SN, 2SN, R16, 2SC, R17, R19, 2SK, & Pressure Wash, & Jack Hose	C-17
Grip Crimp BTW Pressure Wash Couplings No Skive Bite to the Wire Couplings for Pressure Wash Hose	C-19
Grip Crimp 4GC Series BTW Couplings No Skive Bite to the Wire Couplings for 100R12, CS-FLEX 4, CS-FLEX 5, CS-FLEX 6	C-20
Grip Crimp 6GC Series BTW Couplings No Skive Bite to the Wire Couplings for 100R13, 100R15, CS-FLEX 5, CS-FLEX 6, and 4SH	C-30
Grip Crimp 4SH Series BTW Couplings No Skive Bite to the Wire Couplings for 4SH	C-36
3 Series Thermoplastic Couplings Crimp or Swage Couplings for 100R7, 100R8, & 100R18	D-1

A
HOSE

B
VARI-CRIMP
COUPLINGS

C
GRIP CRIMP
COUPLINGS

D
3 SERIES
THERMOPLASTIC

E
QUICK
COUPLERS

F
REUSABLES,
PUSHON, ACCESS.

G
ADAPTERS

H
FABRICATION
EQUIPMENT

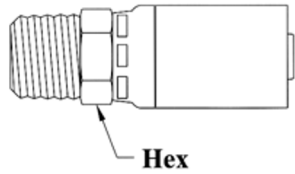
J
THREAD ID
TECHNICAL

www.couplamatic.com

VARI-CRIMP COUPLINGS

Hydraulic Hose ends for 100R1/1SN thin cover (57 MB-1, 1SN), 100R2 thin cover (57 MB-2, R2AT), 2SN (1/4-5/8), HY-PLUS I (HPI), & III (HPIII), 100R16/2SC (1/4-5/8) (R16), Dura-Hyd R16 (1/4-5/8) (DH16), Dura-Hyd EX R16 (1/4-5/8) (DHEX16), 100R17 (1/4-3/4) (R17 & R17R), Dura-Hyd R17 (1/4-3/4) (DH17 & WDH17), 100R3 (R3), and 100R4 (R4) hose. For 1-1/2" and 2" 100R2 Thin Cover (2SN) see Bite to Wire GW Spiral Hose Couplings on page B27. The Vari-Crimp coupling is compatible with virtually all Crimp Machines. Trivalent Zinc Plating.

A HOSE	VARI-CRIMP		NPTF - Male Solid			Part No.	Previous Part Number
	Hose I.D.	Pipe Size	Thread Size	Hex Size	Hex		
B VARI-CRIMP COUPLINGS	1/4"	1/8"	1/8-27	9/16"		CS01-4X2	400V
	1/4"	1/4"	1/4-18	9/16"		CS01-4X4	403V
	1/4"	3/8"	3/8-18	11/16"		CS01-4X6	415V
	1/4"	1/2"	1/2-14	7/8"		CS01-4X8	439V
	3/8"	1/4"	1/4-18	3/4"		CS01-6X4	600V
	3/8"	3/8"	3/8-18	3/4"		CS01-6X6	603V
	3/8"	1/2"	1/2-14	7/8"		CS01-6X8	615V
	1/2"	1/4"	1/4-18	7/8"		CS01-8X4	866V
	1/2"	3/8"	3/8-18	7/8"		CS01-8X6	800V
	1/2"	1/2"	1/2-14	7/8"		CS01-8X8	803V
	1/2"	3/4"	3/4-14	1-1/8"		CS01-8X12	854V
	5/8"	1/2"	1/2-14	15/16"		CS01-10X8	1000V
	5/8"	3/4"	3/4-14	1-1/8"		CS01-10X12	1003V
	3/4"	1/2"	1/2-14	1-1/8"		CS01-12X8	1200V
	3/4"	3/4"	3/4-14	1-1/8"		CS01-12X12	1203V
D 3 SERIES THERMOPLASTIC	3/4"	1"	1-11 1/2	1-3/8"		CS01-12X16	1254V
	1"	3/4"	3/4-14	1-3/8"		CS01-16X12	1603V
	1"	1"	1-11 1/2	1-3/8"		CS01-16X16	1600V
	1"	1"	1-11 1/2	1-3/8"		CS01-16X16BR*	NA
	1-1/4"	1-1/4"	1 1/4-11 1/2	1-11/16"		CS01-20X20	2000V

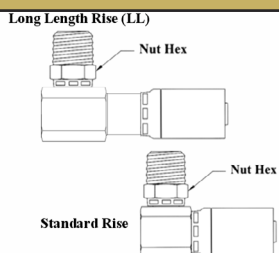


*BR - Brass Stem

E QUICK COUPLERS	VARI-CRIMP		NPTF - Male Swivel			Part No.	Previous Part Number	
	Hose I.D.	Pipe Size	Thread Size	Hex Size	Nut Hex			
F REUSABLES PUSH-ON ACCESS	1/4"	1/8"	1/8-27	9/16"	5/8"	CS04-4X2	462V	
	1/4"	1/4"	1/4-18	9/16"	5/8"	CS04-4X4	406V	
	1/4"	3/8"	3/8-18	11/16"	3/4"	CS04-4X6	466V	
	3/8"	1/4"	1/4-18	11/16"	3/4"	CS04-6X4	666V	
	3/8"	3/8"	3/8-18	11/16"	3/4"	CS04-6X6	609V	
	3/8"	1/2"	1/2-14	3/4"	7/8"	CS04-6X8	651V	
	1/2"	3/8"	3/8-18	13/16"	3/4"	CS04-8X6	857V	
	1/2"	1/2"	1/2-14	13/16"	7/8"	CS04-8X8	809V	
	3/4"	3/4"	3/4-14	1-1/8"	1-1/4"	CS04-12X12	1209V	
	1"	1"	1-11 1/2	1-3/8"	1-3/8"	CS04-16X16	1609V	
	G ADAPTERS	Swivel for installation purposes only. Leakage may occur at low pressure.						
		Swivel for installation purposes only. Leakage may occur at low pressure.						



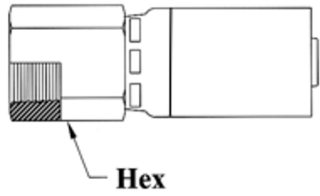
H FABRICATION EQUIPMENT	VARI-CRIMP		NPTF - Male Swivel 90°			Part No.	Previous Part No.	Long Length Part No.
	Hose I.D.	Pipe Size	Thread Size	Nut Hex	Hex			
J THREAD ID TECHNICAL	1/4"	1/4"	1/4-18	5/8"		CS14-4X4	4206V	CS14LL-4x4
	3/8"	3/8"	3/8-18	3/4"		CS14-6X6	6209V	CS14LL-6x6
	3/8"	1/2"	1/2-14	7/8"		CS14-6X8	6251V	CS14LL-6x8
	1/2"	1/2"	1/2-14	7/8"		CS14-8X8	8209V	CS14LL-8x8
	3/4"	3/4"	3/4-14	1-1/4"		CS14-12X12	12209V	CS14LL-12x12
	1"	1"	1-11 1/2	1-3/8"		CS14-16X16	16209V	
	1"	1"	1-11 1/2	1-3/8"		CS14-16X16	16209V	
K WWW COUPLAMATIC COM	Swivel for installation purposes only. Leakage may occur at low pressure.							
	Swivel for installation purposes only. Leakage may occur at low pressure.							



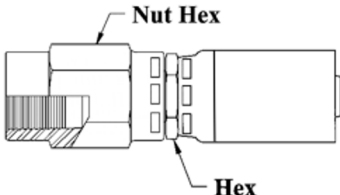
VARI-CRIMP COUPLINGS

Hydraulic Hose ends for 100R1/1SN thin cover (57 MB-1, 1SN), 100R2 thin cover (57 MB-2, R2AT), 2SN (1/4-5/8), HY-PLUS I (HPI), & III (HPIII), 100R16/2SC (1/4-5/8) (R16), Dura-Hyd R16 (1/4-5/8) (DH16), Dura-Hyd EX R16 (1/4-5/8) (DHEX16), 100R17 (1/4-3/4) (R17 & R17R), Dura-Hyd R17 (1/4-3/4) (DH17 & WDH17), 100R3 (R3), and 100R4 (R4) hose. For 1-1/2" and 2" 100R2 Thin Cover (2SN) see Bite to Wire GW Spiral Hose Couplings on page B27. The Vari-Crimp coupling is compatible with virtually all Crimp Machines. Trivalent Zinc Plating.

VARI-CRIMP NPTF - Female Solid

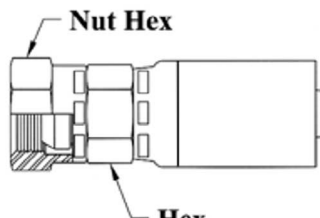
	Hose I.D.	Pipe Size	Thread Size	Hex Size	Part No.	Previous Part Number
 <p>Hex</p>	1/4"	1/8"	1/8-27	5/8"	CS02-4X2	436V
	1/4"	1/4"	1/4-18	3/4"	CS02-4X4	412V
	3/8"	1/4"	1/4-18	3/4"	CS02-6X4	663V
	3/8"	3/8"	3/8-18	7/8"	CS02-6X6	612V
	3/8"	1/2"	1/2-14	1"	CS02-6X8	688V
	1/2"	1/2"	1/2-14	1"	CS02-8X8	812V
	3/4"	3/4"	3/4-14	1-1/4"	CS02-12X12	1212V

VARI-CRIMP NPTF - Female Swivel

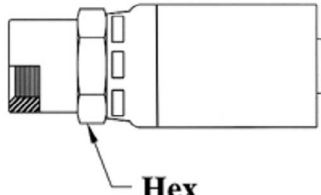
	Hose I.D.	Pipe Size	Thread Size	Hex Size	Nut Hex	Part No.	Previous Part Number
 <p>Nut Hex</p> <p>Hex</p>	1/4"	1/4"	1/4-18	5/8"	3/4"	CS16-4X4	484V
	3/8"	3/8"	3/8-18	11/16"	7/8"	CS16-6X6	684V
	1/2"	1/2"	1/2-14	7/8"	1"	CS16-8X8	884V
	3/4"	3/4"	3/4-14	1-1/8"	1-1/4"	CS16-12X12	1284V

Swivel for installation purposes only. Leakage may occur at low pressure.

VARI-CRIMP NPSM - Female Swivel

	Hose I.D.	Pipe Size	Thread Size	Hex Size	Nut Hex	Part No.	Previous Part Number
 <p>Nut Hex</p> <p>Hex</p>	1/4"	1/4"	1/4-18	9/16"	11/16"	CS05-4X4	409V
	3/8"	3/8"	3/8-18	11/16"	7/8"	CS05-6X6	606V
	3/8"	1/2"	1/2-14	3/4"	1"	CS05-6X8	648V
	1/2"	1/2"	1/2-14	7/8"	1"	CS05-8X8	806V
	3/4"	3/4"	3/4-14	1-1/8"	1-1/4"	CS05-12X12	1206V
	1"	1"	1-11 1/2	1-3/8"	1-1/2"	CS05-16X16	1606V
	1-1/4"	1-1/4"	1 1/4-11 1/2	1-11/16"	1-7/8"	CS05-20X20	2008V

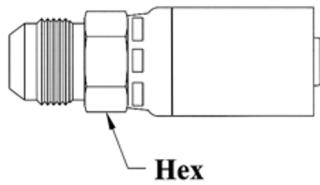
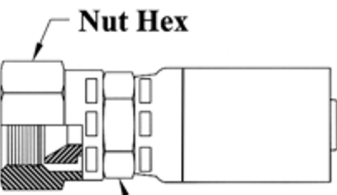
VARI-CRIMP 1/2-27 Grease Tap - Female

	Hose I.D.	Thread Size	Hex Size	Part No.	Previous Part Number
 <p>Hex</p>	1/4"	1/2-27	3/4"	CS03-4X8	445V

A	HOSE
B	VARI-CRIMP COUPLINGS
C	GRIP CRIMP COUPLINGS
D	3 SERIES THERMOPLASTIC
E	QUICK COUPLERS
F	REUSABLES, PUSHON, ACCESS.
G	ADAPTERS
H	FABRICATION EQUIPMENT
J	THREAD ID TECHNICAL
WWW.	COUPLAMATIC.COM

VARI-CRIMP COUPLINGS

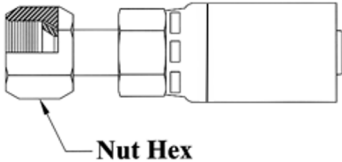
Hydraulic Hose ends for 100R1/1SN thin cover (57 MB-1, 1SN), 100R2 thin cover (57 MB-2, R2AT), 2SN (1/4-5/8), HY-PLUS I (HPI), & III (HPIII), 100R16/2SC (1/4-5/8) (R16), Dura-Hyd R16 (1/4-5/8) (DH16), Dura-Hyd EX R16 (1/4-5/8) (DHEX16), 100R17 (1/4-3/4) (R17 & R17R), Dura-Hyd R17 (1/4-3/4) (DH17 & WDH17), 100R3 (R3), and 100R4 (R4) hose. For 1-1/2" and 2" 100R2 Thin Cover (2SN) see Bite to Wire GW Spiral Hose Couplings on page B27. The Vari-Crimp coupling is compatible with virtually all Crimp Machines. Trivalent Zinc Plating.

HOSE A	VARI-CRIMP		JIC 37° - Male Solid				Part No.	Previous Part Number						
	Hose I.D.	Thread Size	Tube OD	Hex Size	Hex									
VARI-CRIMP COUPLINGS B	1/4"	7/16x20	1/4"	9/16"	CS08-4X4	418V								
	1/4"	1/2x20	5/16"	9/16"	CS08-4X5	421V								
	1/4"	9/16x18	3/8"	5/8"	CS08-4X6	430V								
	3/8"	9/16x18	3/8"	11/16"	CS08-6X6	618V								
	3/8"	3/4x16	1/2"	3/4"	CS08-6X8	621V								
	3/8"	7/8x14	5/8"	7/8"	CS08-6X10	669V								
	1/2"	3/4x16	1/2"	7/8"	CS08-8X8	815V								
	1/2"	7/8x14	5/8"	7/8"	CS08-8X10	818V								
	1/2"	1-1/16x12	3/4"	1-1/8"	CS08-8X12	848V								
	5/8"	3/4x16	1/2"	15/16"	CS08-10X8	1012V								
	5/8"	7/8x14	5/8"	15/16"	CS08-10X10	1018V								
	5/8"	1-1/16x12	3/4"	1-1/8"	CS08-10X12	1015V								
	3/4"	7/8x14	5/8"	1-1/8"	CS08-12X10	1218V								
	3/4"	1-1/16x12	3/4"	1-1/8"	CS08-12X12	1215V								
	3/4"	1-3/16x12	7/8"	1-3/8"	CS08-12X14	1260V								
	3/4"	1-5/16x12	1"	1-3/8"	CS08-12X16	1233V								
GRIP CRIMP COUPLINGS C	1"	1-3/16x12	7/8"	1-3/8"	CS08-16X14	1615V								
	1"	1-5/16x12	1"	1-3/8"	CS08-16X16	1612V								
	1-1/4"	1-5/8x12	1-1/4"	1-11/16"	CS08-20X20	2015V								
	 <p>Hex</p>													
VARI-CRIMP								JIC 37° - Female Swivel				Part No.	Previous Part Number	
Hose I.D.								Thread Size	Tube OD	Hex Size	Nut Hex			
REUSABLES PUSH-ON ACCESS F								3/16"	7/16x20	1/4"	5/8"	9/16"	CS09-3X4	324V
								1/4"	7/16x20	1/4"	9/16"	9/16"	CS09-4X4	424V
								1/4"	1/2x20	5/16"	9/16"	5/8"	CS09-4X5	427V
								1/4"	9/16x18	3/8"	9/16"	11/16"	CS09-4X6	433V
								3/8"	7/16x20	1/4"	11/16"	9/16"	CS09-6X4	675V
								3/8"	1/2x20	5/16"	11/16"	5/8"	CS09-6X5	
								3/8"	9/16x18	3/8"	11/16"	11/16"	CS09-6X6	627V
								3/8"	3/4x16	1/2"	11/16"	7/8"	CS09-6X8	630V
								3/8"	7/8x14	5/8"	7/8"	1"	CS09-6X10	657V
								3/8"	1-1/16x12	3/4"	1"	1-1/4"	CS09-6X12	691V
								1/2"	9/16x18	3/8"	13/16"	11/16"	CS09-8X6	842V
								1/2"	3/4x16	1/2"	13/16"	7/8"	CS09-8X8	824V
								1/2"	7/8x14	5/8"	7/8"	1"	CS09-8X10	827V
	1/2"	1-1/16x12	3/4"	1-1/8"	1-1/4"	CS09-8X12	845V							
	1/2"	1-5/16x12	1"	1-1/4"	1-1/2"	CS09-8X16	863V							
	5/8"	3/4x16	1/2"	15/16"	7/8"	CS09-10X8	1024V							
5/8"	7/8x14	5/8"	15/16"	1"	CS09-10X10	1027V								
5/8"	1-1/16x12	3/4"	1-1/8"	1-1/4"	CS09-10X12	1021V								
3/4"	7/8x14	5/8"	1-1/8"	1"	CS09-12X10	1230V								
3/4"	1-1/16x12	3/4"	1-1/8"	1-1/4"	CS09-12X12	1221V								
3/4"	1-3/16x12	7/8"	1-1/4"	1-1/2"	CS09-12X14	1245V								
3/4"	1-5/16x12	1"	1-3/8"	1-1/2"	CS09-12X16	1236V								
1"	1-1/16x12	3/4"	1-3/8"	1-1/4"	CS09-16X12	1621V								
1"	1-5/16x12	1"	1-3/8"	1-1/2"	CS09-16X16	1618V								
1"	1-5/8x12	1-1/4"	1-11/16"	2"	CS09-16X20	1624V								
1-1/4"	1-5/8x12	1-1/4"	1-11/16"	2"	CS09-20X20	2005V								
ADAPTERS G	 <p>Nut Hex</p> <p>Hex</p>													
								FABRICATION EQUIPMENT H	THREAD ID TECHNICAL J	WWW.COUPLAMATIC.COM WWW				

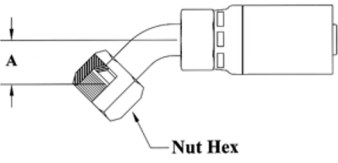
VARI-CRIMP COUPLINGS

Hydraulic Hose ends for 100R1/1SN thin cover (57 MB-1, 1SN), 100R2 thin cover (57 MB-2, R2AT), 2SN (1/4-5/8), HY-PLUS I (HPI), & III (HPIII), 100R16/2SC (1/4-5/8) (R16), Dura-Hyd R16 (1/4-5/8) (DH16), Dura-Hyd EX R16 (1/4-5/8) (DHEX16), 100R17 (1/4-3/4) (R17 & R17R), Dura-Hyd R17 (1/4-3/4) (DH17 & WDH17), 100R3 (R3), and 100R4 (R4) hose. For 1-1/2" and 2" 100R2 Thin Cover (2SN) see Bite to Wire GW Spiral Hose Couplings on page B27. The Vari-Crimp coupling is compatible with virtually all Crimp Machines. Trivalent Zinc Plating.

VARI-CRIMP JIC/SAE Dual Seat - Female Swivel

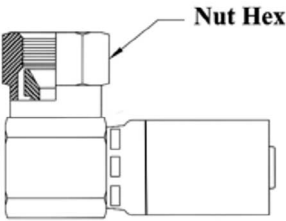
	Hose I.D.	Thread Size	Tube OD	Nut Hex	Part No.	Previous Part Number
	1/4"	1/2x20	5/16"	5/8"	CS68-4X5	4151V

VARI-CRIMP JIC/SAE Dual Seat - 45° Female Swivel

	Hose I.D.	Thread Size	Tube OD	A-Drop Inches	Nut Hex	Part No.	Previous Part Number
	1/4"	7/16x20	1/4"	0.47	9/16"	CS25-4X4	4127V
	1/4"	1/2x20	5/16"	0.53	5/8"	CS25-4X5	4154V
	1/4"	9/16x18	3/8"	0.59	11/16"	CS25-4X6*	4181V*
	3/8"	7/16x20	1/4"	0.47	9/16"	CS25-6X4	6184V
	3/8"	1/2x20	5/16"	0.53	5/8"	CS25-6X5	6130V
	3/8"	9/16x18	3/8"	0.59	11/16"	CS25-6X6*	6157V*
	3/8"	3/4x16	1/2"	0.71	7/8"	CS25-6X8	6169V
	1/2"	3/4x16	1/2"	0.71	7/8"	CS25-8X8	8130V
	1/2"	7/8x14	5/8"	0.84	1"	CS25-8X10	8157V
	1/2"	1-1/16x12	3/4"	0.83	1-1/4"	CS25-8x12	
	5/8"	7/8x14	5/8"	0.68	1"	CS25-10X10	1057V
	5/8"	1-1/16x12	3/4"	0.78	1-1/4"	CS25-10X12*	1063V*
	3/4"	1-1/16x12	3/4"	1.12	1-1/4"	CS25-12X12*	12612V*
	3/4"	1-5/16x12	1"	1.15	1-1/2"	CS25-12X16*	12663V*
	1"	1-5/16x12	1"	1.15	1-1/2"	CS25-16X16*	16612V*
	1-1/4"	1-5/8x12	1-1/4"	1.69	2"	CS25-20X20	20697V

* JIC Seat & Thread Only.

VARI-CRIMP JIC 37° - 90° Female Swivel

	Hose I.D.	Thread Size	Tube OD	Nut Hex	Part No.	Previous Part Number
	1/4"	7/16x20	1/4"	5/8"	CS17-4X4	4224V
	3/8"	9/16x18	3/8"	11/16"	CS17-6X6	6227V
	3/8"	3/4x16	1/2"	7/8"	CS17-6X8	6230V
	1/2"	3/4x16	1/2"	7/8"	CS17-8X8	8224V
	1/2"	7/8x14	5/8"	1"	CS17-8X10	8227V

A
HOSE

B
VARI-CRIMP
COUPLINGS

C
GRIP CRIMP
COUPLINGS

D
3 SERIES
THERMOPLASTIC

E
QUICK
COUPLERS

F
REUSABLES,
PUSHON, ACCESS.

G
ADAPTERS

H
FABRICATION
EQUIPMENT

J
THREAD ID
TECHNICAL

WWW.
COUPLAMATIC
COM

VARI-CRIMP COUPLINGS

Hydraulic Hose ends for 100R1/1SN thin cover (57 MB-1, 1SN), 100R2 thin cover (57 MB-2, R2AT), 2SN (1/4-5/8), HY-PLUS I (HPI), & III (HPIII), 100R16/2SC (1/4-5/8) (R16), Dura-Hyd R16 (1/4-5/8) (DH16), Dura-Hyd EX R16 (1/4-5/8) (DHEX16), 100R17 (1/4-3/4) (R17 & R17R), Dura-Hyd R17 (1/4-3/4) (DH17 & WDH17), 100R3 (R3), and 100R4 (R4) hose. For 1-1/2" and 2" 100R2 Thin Cover (2SN) see Bite to Wire GW Spiral Hose Couplings on page B27. The Vari-Crimp coupling is compatible with virtually all Crimp Machines. Trivalent Zinc Plating.

		VARI-CRIMP JIC/SAE Dual Seat - 90° Female Swivel								
A HOSE	B VARI-CRIMP COUPLINGS	Hose I.D.	Thread Size	Tube OD	A-Drop Inches	Nut Hex	Part No.	Previous Part Number		
		C GRIP CRIMP COUPLINGS	D 3 SERIES THERMOPLASTIC	1/4"	7/16x20	1/4"	0.81	9/16"	CS26-4X4	4130V
1/4"	1/2x20			5/16"	0.83	5/8"	CS26-4X5	4157V		
1/4"	9/16x18			3/8"	0.91	11/16"	CS26-4X6*	4160V*		
3/8"	7/16x20			1/4"	0.81	9/16"	CS26-6X4	6187V		
3/8"	1/2x20			5/16"	0.83	5/8"	CS26-6X5	6133V		
3/8"	9/16x18			3/8"	0.91	11/16"	CS26-6X6*	6160V*		
3/8"	3/4x16			1/2"	1.15	7/8"	CS26-6X8	6163V		
1/2"	3/4x16			1/2"	1.15	7/8"	CS26-8X8	8133V		
1/2"	7/8x14			5/8"	1.23	1"	CS26-8X10	8160V		
1/2"	1-1/16x12			3/4"	1.89	1-1/4"	CS26-8x12			
5/8"	7/8x14			5/8"	1.23	1"	CS26-10X10	1060V		
5/8"	1-1/16x12			3/4"	1.88	1-1/4"	CS26-10X12*	1066V*		
3/4"	7/8x14			5/8"	1.23	1"	CS26-12X10	12660V		
3/4"	1-1/16x12			3/4"	1.88	1-1/4"	CS26-12X12*	12651V*		
3/4"	1-5/16x12			1"	2.20	1-1/2"	CS26-12X16*	12666V*		
1"	1-5/16x12	1"	2.20	1-1/2"	CS26-16X16*	16651V*				
1-1/4"	1-5/8x12	1-1/4"	3.31	2"	CS26-20X20	20677V				
		* JIC Seat & Thread Only.								
		VARI-CRIMP JIC/SAE Dual Seat - 90° Female Swivel Medium Drop								
E QUICK COUPLERS	F REUSABLES PUSH-ON ACCESS.	Hose I.D.	Thread Size	Tube OD	A-Drop Inches	Nut Hex	Part No.	Previous Part Number		
		G ADAPTERS	H FABRICATION EQUIPMENT	J THREAD ID TECHNICAL	WWW.COUPLAMATIC.COM	1/4"	7/16x20	1/4"	1.26	9/16"
1/4"	9/16x18					3/8"	1.50	11/16"	CS24-4x6*	
3/8"	9/16x18					3/8"	1.50	11/16"	CS24-6X6*	6162V*
3/8"	3/4x16					1/2"	1.63	7/8"	CS24-6x8	
1/2"	3/4x16					1/2"	1.63	7/8"	CS24-8X8	8134V
1/2"	7/8x14					5/8"	1.85	1"	CS24-8x10	
5/8"	7/8x14					5/8"	1.85	1"	CS24-10X10	
3/4"	1-1/16x12					3/4"	2.28	1-1/4"	CS24-12X12*	12653V*
1"	1-5/16x12					1"	2.79	1-1/2"	CS24-16X16*	16653V*
						* JIC Seat & Thread Only.				
		VARI-CRIMP JIC/SAE Dual Seat - 90° Female Swivel Long Drop								
H FABRICATION EQUIPMENT	J THREAD ID TECHNICAL	Hose I.D.	Thread Size	Tube OD	A-Drop Inches	Nut Hex	Part No.	Previous Part Number		
		WWW.COUPLAMATIC.COM	1/4"	7/16x20	1/4"	1.80	9/16"	CS27-4X4	4163V	
1/4"	1/2x20		5/16"	1.80	5/8"	CS27-4X5	4166V			
1/4"	9/16x18		3/8"	2.18	11/16"	CS27-4X6*	4178V*			
3/8"	7/16x20		1/4"	1.80	9/16"	CS27-6X4	6190V			
3/8"	9/16x18		3/8"	2.18	11/16"	CS27-6X6*	6166V*			
3/8"	3/4x16		1/2"	2.50	7/8"	CS27-6X8	6124V			
1/2"	3/4x16		1/2"	2.50	7/8"	CS27-8X8	8163V			
1/2"	7/8x14		5/8"	2.75	1"	CS27-8X10	8166V			
5/8"	7/8x14		5/8"	2.75	1"	CS27-10X10	1069V			
3/4"	1-1/16x12		3/4"	3.73	1-1/4"	CS27-12X12*	12657V*			
1"	1-5/16x12	1"	4.50	1-1/2"	CS27-16X16*	16657V*				
		* JIC Seat & Thread Only.								

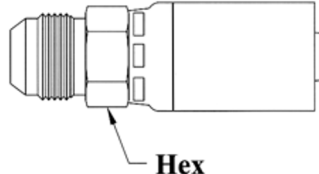
VARI-CRIMP COUPLINGS

Hydraulic Hose ends for 100R1/1SN thin cover (57 MB-1, 1SN), 100R2 thin cover (57 MB-2, R2AT), 2SN (1/4-5/8), HY-PLUS I (HPI), & III (HPIII), 100R16/2SC (1/4-5/8) (R16), Dura-Hyd R16 (1/4-5/8) (DH16), Dura-Hyd EX R16 (1/4-5/8) (DHEX16), 100R17 (1/4-3/4) (R17 & R17R), Dura-Hyd R17 (1/4-3/4) (DH17 & WDH17), 100R3 (R3), and 100R4 (R4) hose. For 1-1/2" and 2" 100R2 Thin Cover (2SN) see Bite to Wire GW Spiral Hose Couplings on page B27. The Vari-Crimp coupling is compatible with virtually all Crimp Machines. Trivalent Zinc Plating.

VARI-CRIMP

SAE 45° - Male Solid

Hose I.D.	Thread Size	Tube OD	Nut Hex	Part No.	Previous Part Number
3/8"	5/8x18	3/8"	3/4"	CS06-6X6	624V
3/4"	1-1/16x14	3/4"	1-1/8"	CS06-12X12	1242V



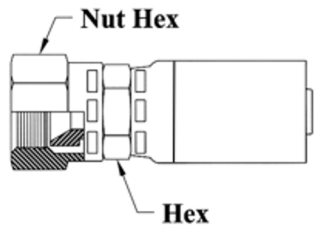
A
HOSE

B
VARI-CRIMP COUPLINGS

VARI-CRIMP

SAE 45° - Female Swivel

Hose I.D.	Thread Size	Tube OD	Hex Size	Nut Hex	Part No.	Previous Part Number
1/4"	5/8x18	3/8"	5/8"	3/4"	CS07-4X6	442V
3/8"	5/8x18	3/8"	11/16"	3/4"	CS07-6X6	633V
3/4"	1-1/16x14	3/4"	1-1/8"	1-1/4"	CS07-12X12	1224V



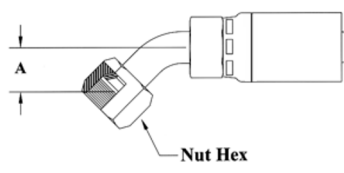
C
GRIP CRIMP COUPLINGS

D
3 SERIES THERMOPLASTIC

VARI-CRIMP

SAE 45° Seat - 45° Female Swivel

Hose I.D.	Thread Size	Tube OD	A-Drop Inches	Nut Hex	Part No.	Previous Part Number
3/8"	5/8x18	3/8"	0.59	3/4"	CS22-6X6	6148V



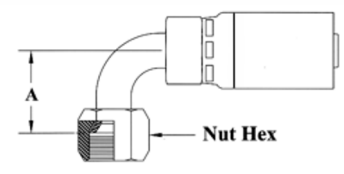
E
QUICK COUPLERS

F
REUSABLES, PUSHON, ACCESS.

VARI-CRIMP

SAE 45° Seat - 90° Female Swivel

Hose I.D.	Thread Size	Tube OD	A-Drop Inches	Nut Hex	Part No.	Previous Part Number
3/8"	5/8x18	3/8"	0.91	3/4"	CS23-6X6	6151V
3/8"	5/8x18	3/8"	2.18	3/4"	CS23-6X6L	6172V



G
ADAPTERS

H
FABRICATION EQUIPMENT

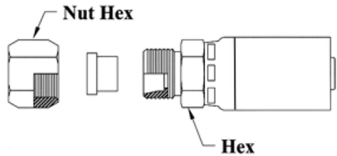
J
THREAD ID TECHNICAL

WWW.COUPPLAMATIC.COM

VARI-CRIMP COUPLINGS

Hydraulic Hose ends for 100R1/1SN thin cover (57 MB-1, 1SN), 100R2 thin cover (57 MB-2, R2AT), 2SN (1/4-5/8), HY-PLUS I (HPI), & III (HPIII), 100R16/2SC (1/4-5/8) (R16), Dura-Hyd R16 (1/4-5/8) (DH16), Dura-Hyd EX R16 (1/4-5/8) (DHEX16), 100R17 (1/4-3/4) (R17 & R17R), Dura-Hyd R17 (1/4-3/4) (DH17 & WDH17), 100R3 (R3), and 100R4 (R4) hose. For 1-1/2" and 2" 100R2 Thin Cover (2SN) see Bite to Wire GW Spiral Hose Couplings on page B27. The Vari-Crimp coupling is compatible with virtually all Crimp Machines. Trivalent Zinc Plating.

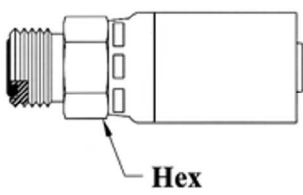
VARI-CRIMP Tube Repair Couplings

		Hose I.D.	Thread Size	Tube OD	Hex Size	Nut Hex	Part No.	Previous Part Number
	1/4"	7/16x20	1/4"	9/16"	9/16"	CS28-4X4	4100V	
	1/4"	1/2x20	5/16"	5/8"	5/8"	CS28-4X5	4103V	
	3/8"	1/2x20	5/16"	11/16"	5/8"	CS28-6X5	6103V	
	3/8"	9/16x18	3/8"	11/16"	11/16"	CS28-6X6	6106V	
	3/8"	3/4x16	1/2"	3/4"	7/8"	CS28-6X8	6800V	
	1/2"	3/4x16	1/2"	7/8"	7/8"	CS28-8X8	8103V	
	1/2"	7/8x14	5/8"	15/16"	1"	CS28-8X10	8106V	
	3/4"	1-1/16x12	3/4"	1-1/8"	1-1/4"	CS28-12X12	12100V	
	1"	1-5/16x12	1"	1-3/8"	1-1/2"	CS28-16X16	16100V	
			Nuts and Sleeves					
		Tube Size	Nut Part No.	Sleeve Part No.				
		1/4"	718x4	719x4				
		5/16"	718x5	719x5				
		3/8"	718x6	719x6				
		1/2"	718x8	719x8				
		5/8"	718x10	719x10				
		3/4"	718x12	719x12				
		1"	718x16	719x16				

VARI-CRIMP Hose Splicer Couplings

		Hose I.D.	Part No.	Previous Part Number
	1/4"	CS13-4X4	44SV	
	3/8"	CS13-6X6	66SV	
	1/2"	CS13-8X8	88SV	
	3/4"	CS13-12X12	1212SV	
	1"	CS13-16X16	1616SV	

VARI-CRIMP O-Ring Face Seal (ORF) - Male Solid

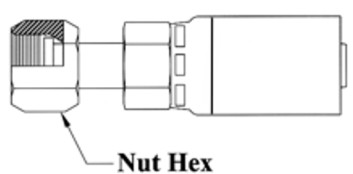
		Hose I.D.	Thread Size	Tube OD	Hex Size	Part No.	Previous Part Number
	1/4"	9/16x18	1/4"	5/8"	CS29-4X4	4E64V	
	1/4"	11/16x16	3/8"	3/4"	CS29-4X6		
	3/8"	11/16x16	3/8"	3/4"	CS29-6X6	6E66V	
	3/8"	13/16x16	1/2"	7/8"	CS29-6X8	6E68V	
	1/2"	13/16x16	1/2"	7/8"	CS29-8X8	8E68V	
	1/2"	1x14	5/8"	1-1/16"	CS29-8X10	8E70V	
	1/2"	1-3/16x12	3/4"	1-1/4"	CS29-8X12	8E72V	
	5/8"	1x14	5/8"	1-1/16"	CS29-10X10	10E70V	
	5/8"	1-3/16x12	3/4"	1-1/4"	CS29-10X12	10E72V	
	3/4"	1-3/16x12	3/4"	1-1/4"	CS29-12X12	12E72V	
	1"	1-7/16x12	1"	1-1/2"	CS29-16X16	16E76V	

Couplings are capped with O-ring included.

A	HOSE
B	VARI-CRIMP COUPLINGS
C	GRIP CRIMP COUPLINGS
D	3 SERIES THERMOPLASTIC
E	QUICK COUPLERS
F	REUSABLES, PUSHON, ACCESS.
G	ADAPTERS
H	FABRICATION EQUIPMENT
J	THREAD ID TECHNICAL
WWW.COM	COUPLAMATIC

VARI-CRIMP COUPLINGS

Hydraulic Hose ends for 100R1/1SN thin cover (57 MB-1, 1SN), 100R2 thin cover (57 MB-2, R2AT), 2SN (1/4-5/8), HY-PLUS I (HPI), & III (HPIII), 100R16/2SC (1/4-5/8) (R16), Dura-Hyd R16 (1/4-5/8) (DH16), Dura-Hyd EX R16 (1/4-5/8) (DHEX16), 100R17 (1/4-3/4) (R17 & R17R), Dura-Hyd R17 (1/4-3/4) (DH17 & WDH17), 100R3 (R3), and 100R4 (R4) hose. For 1-1/2" and 2" 100R2 Thin Cover (2SN) see Bite to Wire GW Spiral Hose Couplings on page B27. The Vari-Crimp coupling is compatible with virtually all Crimp Machines. Trivalent Zinc Plating.

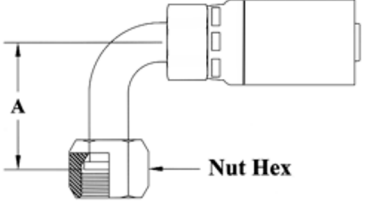
HOSE A	VARI-CRIMP O-Ring Face Seal (ORF) - Female Swivel						Part No.	Previous Part Number
	Hose I.D.	Thread Size	Tube OD	Nut Hex				
VARI-CRIMP COUPLINGS B	1/4"	9/16x18	1/4"	11/16"		CS30-4X4	4S64V	
	1/4"	11/16x16	3/8"	13/16"		CS30-4X6	4S66V	
	1/4"	13/16x16	1/2"	15/16"		CS30-4X8	4S68V	
	3/8"	9/16x18	1/4"	11/16"		CS30-6X4	6S64V	
	3/8"	11/16x16	3/8"	13/16"		CS30-6X6	6S66V	
	3/8"	13/16x16	1/2"	15/16"		CS30-6X8	6S68V	
	1/2"	11/16x16	3/8"	13/16"		CS30-8X6	8S66V	
	1/2"	13/16x16	1/2"	15/16"		CS30-8X8	8S68V	
	1/2"	1x14	5/8"	1-1/8"		CS30-8X10	8S70V	
	1/2"	1-3/16x12	3/4"	1-3/8"		CS30-8X12	8S72V	
	5/8"	1x14	5/8"	1-1/8"		CS30-10X10	10S70V	
	5/8"	1-3/16x12	3/4"	1-3/8"		CS30-10X12	10S72V	
	3/4"	1x14	5/8"	1-1/8"		CS30-12X10	12S70V	
	3/4"	1-3/16x12	3/4"	1-3/8"		CS30-12X12	12S72V	
	3/4"	1-7/16x12	1"	1-5/8"		CS30-12X16	12S76V	
GRIP CRIMP COUPLINGS C	1"	1-3/16x12	3/4"	1-3/8"		CS30-16X12	16S72V	
	1"	1-7/16x12	1"	1-5/8"		CS30-16X16	16S76V	
	1"	1-11/16x12	1-1/4"	1-7/8"		CS30-16X20	16S80V	
	1-1/4"	1-11/16x12	1-1/4"	1-7/8"		CS30-20X20	20S80V	
								
3 SERIES THERMOPLASTIC D	VARI-CRIMP O-Ring Face Seal (ORF) - 45° Female Swivel							
	Hose I.D.	Thread Size	Tube OD	A-Drop Inches	Nut Hex	Part No.	Previous Part Number	
	1/4"	9/16x18	1/4"	0.41	11/16"	CS31-4X4	4L64V	
	1/4"	11/16x16	3/8"	0.43	13/16"	CS31-4X6	4L66V	
	3/8"	11/16x16	3/8"	0.43	13/16"	CS31-6X6	6L66V	
	3/8"	13/16x16	1/2"	0.60	15/16"	CS31-6X8	6L68V	
	1/2"	11/16x16	3/8"	0.43	13/16"	CS31-8X6	8L66V	
	1/2"	13/16x16	1/2"	0.59	15/16"	CS31-8X8	8L68V	
	1/2"	1x14	5/8"	0.68	1-1/8"	CS31-8X10	8L70V	
	1/2"	1-3/16x12	3/4"	0.83	1-3/8"	CS31-8x12		
	5/8"	1x14	5/8"	0.68	1-1/8"	CS31-10X10	10L70V	
	5/8"	1-3/16x12	3/4"	0.83	1-3/8"	CS31-10X12	10L72V	
	3/4"	1x14	5/8"	0.68	1-1/8"	CS31-12X10	12L70V	
	3/4"	1-3/16x12	3/4"	0.83	1-3/8"	CS31-12X12	12L72V	
	3/4"	1-7/16x12	1"	1.15	1-5/8"	CS31-12X16	12L76V	
1"	1-7/16x12	1"	1.15	1-5/8"	CS31-16X16	16L76V		
1"	1-11/16x12	1-1/4"	1.10	1-7/8"	CS31-16X20	16L80V		
1-1/4"	1-11/16x12	1-1/4"	1.07	1-7/8"	CS31-20X20	20L80V		
QUICK COUPLERS E	VARI-CRIMP O-Ring Face Seal (ORF) - 45° Female Swivel							
	Hose I.D.	Thread Size	Tube OD	A-Drop Inches	Nut Hex	Part No.	Previous Part Number	
	1/4"	9/16x18	1/4"	0.41	11/16"	CS31-4X4	4L64V	
	1/4"	11/16x16	3/8"	0.43	13/16"	CS31-4X6	4L66V	
	3/8"	11/16x16	3/8"	0.43	13/16"	CS31-6X6	6L66V	
	3/8"	13/16x16	1/2"	0.60	15/16"	CS31-6X8	6L68V	
	1/2"	11/16x16	3/8"	0.43	13/16"	CS31-8X6	8L66V	
	1/2"	13/16x16	1/2"	0.59	15/16"	CS31-8X8	8L68V	
	1/2"	1x14	5/8"	0.68	1-1/8"	CS31-8X10	8L70V	
	1/2"	1-3/16x12	3/4"	0.83	1-3/8"	CS31-8x12		
	5/8"	1x14	5/8"	0.68	1-1/8"	CS31-10X10	10L70V	
	5/8"	1-3/16x12	3/4"	0.83	1-3/8"	CS31-10X12	10L72V	
	3/4"	1x14	5/8"	0.68	1-1/8"	CS31-12X10	12L70V	
	3/4"	1-3/16x12	3/4"	0.83	1-3/8"	CS31-12X12	12L72V	
	3/4"	1-7/16x12	1"	1.15	1-5/8"	CS31-12X16	12L76V	
1"	1-7/16x12	1"	1.15	1-5/8"	CS31-16X16	16L76V		
1"	1-11/16x12	1-1/4"	1.10	1-7/8"	CS31-16X20	16L80V		
1-1/4"	1-11/16x12	1-1/4"	1.07	1-7/8"	CS31-20X20	20L80V		
REUSABLES PUSH-ON ACCESS. F	VARI-CRIMP O-Ring Face Seal (ORF) - 45° Female Swivel							
	Hose I.D.	Thread Size	Tube OD	A-Drop Inches	Nut Hex	Part No.	Previous Part Number	
	1/4"	9/16x18	1/4"	0.41	11/16"	CS31-4X4	4L64V	
	1/4"	11/16x16	3/8"	0.43	13/16"	CS31-4X6	4L66V	
	3/8"	11/16x16	3/8"	0.43	13/16"	CS31-6X6	6L66V	
	3/8"	13/16x16	1/2"	0.60	15/16"	CS31-6X8	6L68V	
	1/2"	11/16x16	3/8"	0.43	13/16"	CS31-8X6	8L66V	
	1/2"	13/16x16	1/2"	0.59	15/16"	CS31-8X8	8L68V	
	1/2"	1x14	5/8"	0.68	1-1/8"	CS31-8X10	8L70V	
	1/2"	1-3/16x12	3/4"	0.83	1-3/8"	CS31-8x12		
	5/8"	1x14	5/8"	0.68	1-1/8"	CS31-10X10	10L70V	
	5/8"	1-3/16x12	3/4"	0.83	1-3/8"	CS31-10X12	10L72V	
	3/4"	1x14	5/8"	0.68	1-1/8"	CS31-12X10	12L70V	
	3/4"	1-3/16x12	3/4"	0.83	1-3/8"	CS31-12X12	12L72V	
	3/4"	1-7/16x12	1"	1.15	1-5/8"	CS31-12X16	12L76V	
1"	1-7/16x12	1"	1.15	1-5/8"	CS31-16X16	16L76V		
1"	1-11/16x12	1-1/4"	1.10	1-7/8"	CS31-16X20	16L80V		
1-1/4"	1-11/16x12	1-1/4"	1.07	1-7/8"	CS31-20X20	20L80V		
ADAPTERS G	VARI-CRIMP O-Ring Face Seal (ORF) - 45° Female Swivel							
	Hose I.D.	Thread Size	Tube OD	A-Drop Inches	Nut Hex	Part No.	Previous Part Number	
	1/4"	9/16x18	1/4"	0.41	11/16"	CS31-4X4	4L64V	
	1/4"	11/16x16	3/8"	0.43	13/16"	CS31-4X6	4L66V	
	3/8"	11/16x16	3/8"	0.43	13/16"	CS31-6X6	6L66V	
	3/8"	13/16x16	1/2"	0.60	15/16"	CS31-6X8	6L68V	
	1/2"	11/16x16	3/8"	0.43	13/16"	CS31-8X6	8L66V	
	1/2"	13/16x16	1/2"	0.59	15/16"	CS31-8X8	8L68V	
	1/2"	1x14	5/8"	0.68	1-1/8"	CS31-8X10	8L70V	
	1/2"	1-3/16x12	3/4"	0.83	1-3/8"	CS31-8x12		
	5/8"	1x14	5/8"	0.68	1-1/8"	CS31-10X10	10L70V	
	5/8"	1-3/16x12	3/4"	0.83	1-3/8"	CS31-10X12	10L72V	
	3/4"	1x14	5/8"	0.68	1-1/8"	CS31-12X10	12L70V	
	3/4"	1-3/16x12	3/4"	0.83	1-3/8"	CS31-12X12	12L72V	
	3/4"	1-7/16x12	1"	1.15	1-5/8"	CS31-12X16	12L76V	
1"	1-7/16x12	1"	1.15	1-5/8"	CS31-16X16	16L76V		
1"	1-11/16x12	1-1/4"	1.10	1-7/8"	CS31-16X20	16L80V		
1-1/4"	1-11/16x12	1-1/4"	1.07	1-7/8"	CS31-20X20	20L80V		
FABRICATION EQUIPMENT H	VARI-CRIMP O-Ring Face Seal (ORF) - 45° Female Swivel							
	Hose I.D.	Thread Size	Tube OD	A-Drop Inches	Nut Hex	Part No.	Previous Part Number	
	1/4"	9/16x18	1/4"	0.41	11/16"	CS31-4X4	4L64V	
	1/4"	11/16x16	3/8"	0.43	13/16"	CS31-4X6	4L66V	
	3/8"	11/16x16	3/8"	0.43	13/16"	CS31-6X6	6L66V	
	3/8"	13/16x16	1/2"	0.60	15/16"	CS31-6X8	6L68V	
	1/2"	11/16x16	3/8"	0.43	13/16"	CS31-8X6	8L66V	
	1/2"	13/16x16	1/2"	0.59	15/16"	CS31-8X8	8L68V	
	1/2"	1x14	5/8"	0.68	1-1/8"	CS31-8X10	8L70V	
	1/2"	1-3/16x12	3/4"	0.83	1-3/8"	CS31-8x12		
	5/8"	1x14	5/8"	0.68	1-1/8"	CS31-10X10	10L70V	
	5/8"	1-3/16x12	3/4"	0.83	1-3/8"	CS31-10X12	10L72V	
	3/4"	1x14	5/8"	0.68	1-1/8"	CS31-12X10	12L70V	
	3/4"	1-3/16x12	3/4"	0.83	1-3/8"	CS31-12X12	12L72V	
	3/4"	1-7/16x12	1"	1.15	1-5/8"	CS31-12X16	12L76V	
1"	1-7/16x12	1"	1.15	1-5/8"	CS31-16X16	16L76V		
1"	1-11/16x12	1-1/4"	1.10	1-7/8"	CS31-16X20	16L80V		
1-1/4"	1-11/16x12	1-1/4"	1.07	1-7/8"	CS31-20X20	20L80V		
THREAD ID TECHNICAL J	VARI-CRIMP O-Ring Face Seal (ORF) - 45° Female Swivel							
	Hose I.D.	Thread Size	Tube OD	A-Drop Inches	Nut Hex	Part No.	Previous Part Number	
	1/4"	9/16x18	1/4"	0.41	11/16"	CS31-4X4	4L64V	
	1/4"	11/16x16	3/8"	0.43	13/16"	CS31-4X6	4L66V	
	3/8"	11/16x16	3/8"	0.43	13/16"	CS31-6X6	6L66V	
	3/8"	13/16x16	1/2"	0.60	15/16"	CS31-6X8	6L68V	
	1/2"	11/16x16	3/8"	0.43	13/16"	CS31-8X6	8L66V	
	1/2"	13/16x16	1/2"	0.59	15/16"	CS31-8X8	8L68V	
	1/2"	1x14	5/8"	0.68	1-1/8"	CS31-8X10	8L70V	
	1/2"	1-3/16x12	3/4"	0.83	1-3/8"	CS31-8x12		
	5/8"	1x14	5/8"	0.68	1-1/8"	CS31-10X10	10L70V	
	5/8"	1-3/16x12	3/4"	0.83	1-3/8"	CS31-10X12	10L72V	
	3/4"	1x14	5/8"	0.68	1-1/8"	CS31-12X10	12L70V	
	3/4"	1-3/16x12	3/4"	0.83	1-3/8"	CS31-12X12	12L72V	
	3/4"	1-7/16x12	1"	1.15	1-5/8"	CS31-12X16	12L76V	
1"	1-7/16x12	1"	1.15	1-5/8"	CS31-16X16	16L76V		
1"	1-11/16x12	1-1/4"	1.10	1-7/8"	CS31-16X20	16L80V		
1-1/4"	1-11/16x12	1-1/4"	1.07	1-7/8"	CS31-20X20	20L80V		
WWW.COUPLAMATIC.COM K	VARI-CRIMP O-Ring Face Seal (ORF) - 45° Female Swivel							
	Hose I.D.	Thread Size	Tube OD	A-Drop Inches	Nut Hex	Part No.	Previous Part Number	
	1/4"	9/16x18	1/4"	0.41	11/16"	CS31-4X4	4L64V	
	1/4"	11/16x16	3/8"	0.43	13/16"	CS31-4X6	4L66V	
	3/8"	11/16x16	3/8"	0.43	13/16"	CS31-6X6	6L66V	
	3/8"	13/16x16	1/2"	0.60	15/16"	CS31-6X8	6L68V	
	1/2"	11/16x16	3/8"	0.43	13/16"	CS31-8X6	8L66V	
	1/2"	13/16x16	1/2"	0.59	15/16"	CS31-8X8	8L68V	
	1/2"	1x14	5/8"	0.68	1-1/8"	CS31-8X10	8L70V	
	1/2"	1-3/16x12	3/4"	0.83	1-3/8"	CS31-8x12		
	5/8"	1x14	5/8"	0.68	1-1/8"	CS31-10X10	10L70V	
	5/8"	1-3/16x12	3/4"	0.83	1-3/8"	CS31-10X12	10L72V	
	3/4"	1x14	5/8"	0.68	1-1/8"	CS31-12X10	12L70V	
	3/4"	1-3/16x12	3/4"	0.83	1-3/8"	CS31-12X12	12L72V	
	3/4"	1-7/16x12	1"	1.15	1-5/8"	CS31-12X16	12L76V	
1"	1-7/16x12	1"	1.15	1-5/8"	CS31-16X16	16L76V		

VARI-CRIMP COUPLINGS

Hydraulic Hose ends for 100R1/1SN thin cover (57 MB-1, 1SN), 100R2 thin cover (57 MB-2, R2AT), 2SN (1/4-5/8), HY-PLUS I (HPI), & III (HPIII), 100R16/2SC (1/4-5/8) (R16), Dura-Hyd R16 (1/4-5/8) (DH16), Dura-Hyd EX R16 (1/4-5/8) (DHEX16), 100R17 (1/4-3/4) (R17 & R17R), Dura-Hyd R17 (1/4-3/4) (DH17 & WDH17), 100R3 (R3), and 100R4 (R4) hose. For 1-1/2" and 2" 100R2 Thin Cover (2SN) see Bite to Wire GW Spiral Hose Couplings on page B27. The Vari-Crimp coupling is compatible with virtually all Crimp Machines. Trivalent Zinc Plating.

VARI-CRIMP

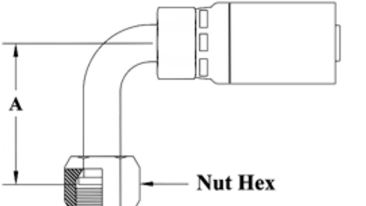
O-Ring Face Seal (ORF) - 90° Female Swivel

		Hose I.D.	Thread Size	Tube OD	A-Drop Inches	Nut Hex	Part No.	Previous Part Number
	Nut Hex	1/4"	9/16x18	1/4"	0.80	11/16"	CS32-4X4	4A24V
		1/4"	11/16x16	3/8"	0.90	13/16"	CS32-4X6	4A26V
		3/8"	9/16x18	1/4"	0.78	11/16"	CS32-6X4	6A24V
		3/8"	11/16x16	3/8"	0.90	13/16"	CS32-6X6	6A26V
		3/8"	13/16x16	1/2"	1.15	15/16"	CS32-6X8	6A28V
		1/2"	11/16x16	3/8"	0.90	13/16"	CS32-8X6	8A26V
		1/2"	13/16x16	1/2"	1.15	15/16"	CS32-8X8	8A28V
		1/2"	1x14	5/8"	1.27	1-1/8"	CS32-8X10	8A30V
		1/2"	1-3/16x12	3/4"	1.88	1-3/8"	CS32-8X12	8A32V
		5/8"	1x14	5/8"	1.27	1-1/8"	CS32-10X10	10A30V
		5/8"	1-3/16x12	3/4"	1.88	1-3/8"	CS32-10X12	10A32V
		3/4"	1x14	5/8"	1.27	1-1/8"	CS32-12X10	12A30V
		3/4"	1-3/16x12	3/4"	1.88	1-3/8"	CS32-12X12	12A32V
		3/4"	1-7/16x12	1"	2.20	1-5/8"	CS32-12X16	12A36V
		1"	1-7/16x12	1"	2.20	1-5/8"	CS32-16X16	16A36V
		1"	1-11/16x12	1-1/4"	2.52	1-7/8"	CS32-16X20	16A40V
1-1/4"	1-11/16x12	1-1/4"	2.51	1-7/8"	CS32-20X20	20A40V		

A	HOSE
B	VARI-CRIMP COUPLINGS
C	GRIP CRIMP COUPLINGS
D	3 SERIES THERMOPLASTIC

VARI-CRIMP

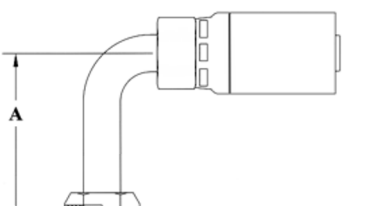
O-Ring Face Seal (ORF) - 90° Female Swivel Medium Drop

		Hose I.D.	Thread Size	Tube OD	A-Drop Inches	Nut Hex	Part No.	Previous Part Number
	Nut Hex	1/4"	9/16x18	1/4"	1.26	11/16"	CS34-4X4	4J34V
		1/4"	11/16x16	3/8"	1.51	13/16"	CS34-4X6	4J36V
		3/8"	11/16x16	3/8"	1.51	13/16"	CS34-6X6	6J36V
		3/8"	13/16x16	1/2"	1.62	15/16"	CS34-6X8	6J38V
		1/2"	11/16x16	3/8"	1.51	13/16"	CS34-8X6	8J36V
		1/2"	13/16x16	1/2"	1.62	15/16"	CS34-8X8	8J38V
		1/2"	1-3/16x12	3/4"	2.28	1-3/8"	CS34-8X12	8J42V
		5/8"	1x14	5/8"	1.85	1-1/8"	CS34-10X10	10J40V
		3/4"	1x14	5/8"	1.85	1-1/8"	CS34-12X10	12J40V
		3/4"	1-3/16x12	3/4"	2.28	1-3/8"	CS34-12X12	12J42V
		1"	1-7/16x12	1"	2.78	1-5/8"	CS34-16X16	16J46V
		1"	1-11/16x12	1-1/4"	3.07	1-7/8"	CS34-16X20	16J50V
		1-1/4"	1-11/16x12	1-1/4"	3.09	1-7/8"	CS34-20X20	20J50V

E	QUICK COUPLERS
F	REUSABLES, PUSHON, ACCESS.
G	ADAPTERS

VARI-CRIMP

O-Ring Face Seal (ORF) - 90° Female Swivel Long Drop

		Hose I.D.	Thread Size	Tube OD	A-Drop Inches	Nut Hex	Part No.	Previous Part Number
	Nut Hex	1/4"	9/16x18	1/4"	1.80	11/16"	CS33-4X4	4A64V
		1/4"	11/16x16	3/8"	2.13	13/16"	CS33-4X6	4A66V
		3/8"	11/16x16	3/8"	2.13	13/16"	CS33-6X6	6A66V
		3/8"	13/16x16	1/2"	2.51	15/16"	CS33-6X8	6A68V
		1/2"	13/16x16	1/2"	2.51	15/16"	CS33-8X8	8A68V
		1/2"	1x14	5/8"	2.76	1-1/8"	CS33-8X10	8A70V
		5/8"	1x14	5/8"	2.76	1-1/8"	CS33-10X10	10A70V
		3/4"	1-3/16x12	3/4"	3.78	1-3/8"	CS33-12X12	12A72V
		1"	1-7/16x12	1"	4.50	1-5/8"	CS33-16X16	16A76V

H	FABRICATION EQUIPMENT
J	THREAD ID TECHNICAL
WWW	COUPLAMATIC.COM

VARI-CRIMP COUPLINGS

Hydraulic Hose ends for 100R1/1SN thin cover (57 MB-1, 1SN), 100R2 thin cover (57 MB-2, R2AT), 2SN (1/4-5/8), HY-PLUS I (HPI), & III (HPIII), 100R16/2SC (1/4-5/8) (R16), Dura-Hyd R16 (1/4-5/8) (DH16), Dura-Hyd EX R16 (1/4-5/8) (DHEX16), 100R17 (1/4-3/4) (R17 & R17R), Dura-Hyd R17 (1/4-3/4) (DH17 & WDH17), 100R3 (R3), and 100R4 (R4) hose. For 1-1/2" and 2" 100R2 Thin Cover (2SN) see Bite to Wire GW Spiral Hose Couplings on page B27. The Vari-Crimp coupling is compatible with virtually all Crimp Machines. Trivalent Zinc Plating.

A HOSE	VARI-CRIMP O-Ring For O-Ring Face Seal (ORF)							
		Thread Size	Tube OD	Part No.				
B VARI-CRIMP COUPLINGS		9/16x18	1/4"	4629x4				
		11/16x16	3/8"	4629x6				
		13/16x16	1/2"	4629x8				
		1x14	5/8"	4629x10				
		1-3/16x12	3/4"	4629x12				
		1-7/16x12	1"	4629x16				
		1-11/16x12	1-1/4"	4629x20				
C GRIP CRIMP COUPLINGS	VARI-CRIMP Male Inverted Flare							
	Hose I.D.	Thread Size	Tube OD	Nut Hex	Part No.	Previous Part Number		
D 3 SERIES THERMOPLASTIC		1/4"	3/8x24	3/16"	3/8"	CS18-4X3	4169V	
		1/4"	7/16x24	1/4"	7/16"	CS18-4X4	4106V	
		1/4"	1/2x20	5/16"	1/2"	CS18-4X5	4133V	
		3/8"	7/16x24	1/4"	7/16"	CS18-6X4	6175V	
		3/8"	1/2x20	5/16"	1/2"	CS18-6X5	6109V	
		3/8"	5/8x18	3/8"	5/8"	CS18-6X6	6136V	
		3/8"	11/16x18	7/16"	11/16"	CS18-6X7	6193V	
		1/2"	3/4x18	1/2"	3/4"	CS18-8X8	8109V	
		1/2"	7/8x18	5/8"	7/8"	CS18-8X10	8136V	
		E QUICK COUPLERS						
F REUSABLES PUSH-ON ACCESS	VARI-CRIMP Male Inverted Flare - 45°							
	Hose I.D.	Thread Size	Tube OD	A-Drop Inches	Nut Hex	Part No.	Previous Part Number	
G ADAPTERS		1/4"	3/8x24	3/16"	0.69	3/8"	CS19-4X3	4172V
		1/4"	7/16x24	1/4"	1.08	7/16"	CS19-4X4	4109V
		1/4"	1/2x20	5/16"	1.10	1/2"	CS19-4X5	4136V
		3/8"	7/16x24	1/4"	0.93	7/16"	CS19-6X4	6178V
		3/8"	1/2x20	5/16"	1.10	1/2"	CS19-6X5	6112V
		3/8"	5/8x18	3/8"	1.03	5/8"	CS19-6X6	6139V
		3/8"	11/16x18	7/16"	1.34	11/16"	CS19-6X7	6196V
		1/2"	3/4x18	1/2"	1.13	3/4"	CS19-8X8	8112V
		1/2"	7/8x18	5/8"	0.92	7/8"	CS19-8X10	8139V
		H FABRICATION EQUIPMENT						
I VARI-CRIMP Male Inverted Flare - 90°								
	Hose I.D.	Thread Size	Tube OD	A-Drop Inches	Nut Hex	Part No.	Previous Part Number	
J THREAD ID TECHNICAL		1/4"	3/8x24	3/16"	1.06	3/8"	CS20-4X3	4175V
		1/4"	7/16x24	1/4"	1.23	7/16"	CS20-4X4	4112V
		1/4"	1/2x20	5/16"	1.38	1/2"	CS20-4X5	4139V
		3/8"	7/16x24	1/4"	1.36	7/16"	CS20-6X4	6181V
		3/8"	1/2x20	5/16"	1.38	1/2"	CS20-6X5	6115V
		3/8"	5/8x18	3/8"	1.63	5/8"	CS20-6X6	6142V
		3/8"	11/16x18	7/16"	1.97	11/16"	CS20-6X7	6199V
		1/2"	3/4x18	1/2"	2.20	3/4"	CS20-8X8	8115V
		K WWW.COM						

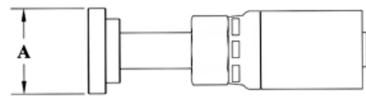
VARI-CRIMP COUPLINGS

Hydraulic Hose ends for 100R1/1SN thin cover (57 MB-1, 1SN), 100R2 thin cover (57 MB-2, R2AT), 2SN (1/4-5/8), HY-PLUS I (HPI), & III (HPIII), 100R16/2SC (1/4-5/8) (R16), Dura-Hyd R16 (1/4-5/8) (DH16), Dura-Hyd EX R16 (1/4-5/8) (DHEX16), 100R17 (1/4-3/4) (R17 & R17R), Dura-Hyd R17 (1/4-3/4) (DH17 & WDH17), 100R3 (R3), and 100R4 (R4) hose. For 1-1/2" and 2" 100R2 Thin Cover (2SN) see Bite to Wire GW Spiral Hose Couplings on page B27. The Vari-Crimp coupling is compatible with virtually all Crimp Machines. Trivalent Zinc Plating.

VARI-CRIMP

Code 61 Split Flange - Straight

Hose I.D.	Flange Size	A-Dia. Inches	Part No.	Previous Part Number
1/2"	1/2"	1.19	CS47-8X8	8G08V
1/2"	3/4"	1.50	CS47-8X12	8G12V
3/4"	3/4"	1.50	CS47-12X12	12G12V
3/4"	1"	1.75	CS47-12X16	12G16V
1"	1"	1.75	CS47-16X16	16G16V
1"	1-1/4"	2.00	CS47-16X20	16G20V
1-1/4"	1-1/4"	2.00	CS47-20X20	20G20V



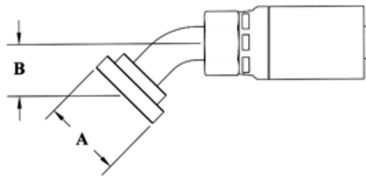
HOSE
A

VARI-CRIMP
COUPLINGS
B

VARI-CRIMP

Code 61 Split Flange - 45° Bend

Hose I.D.	Flange Size	A-Dia. Inches	B-Drop Inches	Part No.	Previous Part Number
1/2"	1/2"	1.19	0.78	CS50-8X8	8G41V
1/2"	3/4"	1.50	0.82	CS50-8X12	8G42V
3/4"	3/4"	1.50	1.00	CS50-12X12	12G42V
3/4"	1"	1.75	1.00	CS50-12X16	12G46V
1"	1"	1.75	1.12	CS50-16X16	16G46V
1"	1-1/4"	2.00	1.12	CS50-16X20	16G50V
1-1/4"	1-1/4"	2.00	1.12	CS50-20X20	20G50V



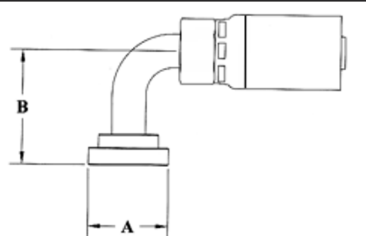
GRIP CRIMP
COUPLINGS
C

3 SERIES
THERMOPLASTIC
D

VARI-CRIMP

Code 61 Split Flange - 90° Bend

Hose I.D.	Flange Size	A-Dia. Inches	B-Drop Inches	Part No.	Previous Part Number
1/2"	1/2"	1.19	1.62	CS53-8X8	8G71V
1/2"	3/4"	1.50	1.68	CS53-8X12	8G72V
3/4"	3/4"	1.50	2.12	CS53-12X12	12G72V
3/4"	1"	1.75	2.12	CS53-12X16	12G76V
1"	1"	1.75	2.38	CS53-16X16	16G76V
1"	1-1/4"	2.00	2.38	CS53-16X20	16G80V
1-1/4"	1-1/4"	2.00	2.62	CS53-20X20	20G80V



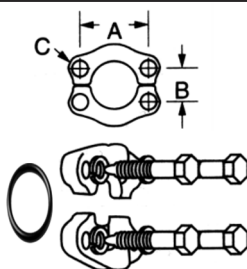
REUSABLES,
PUSH-ON, ACCESS.
E

ADAPTERS
F

VARI-CRIMP

Code 61 Split Flange Kits

Flange Size	A Inches	B Inches	C Inches	Complete Kit Part No.	O-Ring Part No.
1/2"	1.50	.69	11/32	SFK-8	8252
3/4"	1.88	.88	13/32	SFK-12	12252
1"	2.06	1.03	13/32	SFK-16	16252
1-1/4"	2.31	1.19	15/32	SFK-20	20252



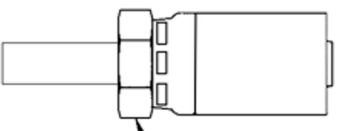
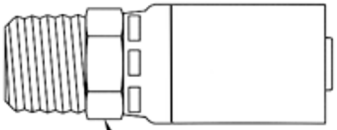
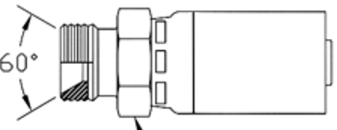

FABRICATION
EQUIPMENT
G

THREAD ID
TECHNICAL
H

www.couplamatic.com

VARI-CRIMP COUPLINGS

Hydraulic Hose ends for 100R1/1SN thin cover (57 MB-1, 1SN), 100R2 thin cover (57 MB-2, R2AT), 2SN (1/4-5/8), HY-PLUS I (HPI), & III (HPIII), 100R16/2SC (1/4-5/8) (R16), Dura-Hyd R16 (1/4-5/8) (DH16), Dura-Hyd EX R16 (1/4-5/8) (DHEX16), 100R17 (1/4-3/4) (R17 & R17R), Dura-Hyd R17 (1/4-3/4) (DH17 & WDH17), 100R3 (R3), and 100R4 (R4) hose. For 1-1/2" and 2" 100R2 Thin Cover (2SN) see Bite to Wire GW Spiral Hose Couplings on page B27. The Vari-Crimp coupling is compatible with virtually all Crimp Machines. Trivalent Zinc Plating.

HOSE	VARI-CRIMP		Standpipe		Part No.	Previous Part Number		
	Hose I.D.	Tube Size	Tube Rise	Hex Size				
A VARI-CRIMP COUPLINGS		1/4"	1/4"	1.10	5/8"	CS21-4X4	4T04V	
		3/8"	3/8"	1.30	3/4"	CS21-6X6	6T06V	
		1/2"	1/2"	1.58	7/8"	CS21-8X8	8T08V	
		5/8"	5/8"	1.34	1"	CS21-10X10	10T10V	
		3/4"	3/4"	1.17	1-1/8"	CS21-12X12	12T12V	
		1"	1"	1.30	1-3/8"	CS21-16X16	16T16V	
C GRIP CRIMP COUPLINGS	VARI-CRIMP		BSPT - British Standard Tapered - Male Pipe Solid		Part No.	Previous Part Number		
	Hose I.D.	BSPT Size	Thread Size	Hex Size				
D 3 SERIES THERMOPLASTIC		1/4"	1/4"	R-1/4-19	5/8"	CS35-4X4	4T54V	
		3/8"	3/8"	R-3/8-19	3/4"	CS35-6X6	6T56V	
		1/2"	1/2"	R-1/2-14	7/8"	CS35-8X8	8T58V	
		3/4"	3/4"	R-3/4-14	1-1/8"	CS35-12X12	12T62V	
							R. as part of thread size is ISO designation for tapered thread	
E QUICK COUPLERS	VARI-CRIMP		BSPP - British Standard Parallel 60° Seat - Male Pipe Solid		Part No.	Previous Part Number		
	Hose I.D.	BSPP Size	Thread Size	Hex Size				
F REUSABLES PUSH ON ACCESS.		1/4"	1/4"	G-1/4-19	11/16"	CS36-4X4	4P54V	
		3/8"	3/8"	G-3/8-19	3/4"	CS36-6X6	6P56V	
		3/8"	1/2"	G-1/2-14	1"	CS36-6X8	6P58V	
		1/2"	3/8"	G-3/8-19	7/8"	CS36-8X6	8P56V	
		1/2"	1/2"	G-1/2-14	1"	CS36-8X8	8P58V	
		3/4"	3/4"	G-3/4-14	1-1/8"	CS36-12X12	12P62V	
							G. as part of thread size is ISO designation for parallel thread	
G ADAPTERS	VARI-CRIMP		BSPP - British Standard Parallel 60° Cone - Female Swivel		Part No.	Previous Part Number		
	Hose I.D.	BSPP Size	Thread Size	Hex Size			Nut Hex	
H FABRICATION EQUIPMENT		1/4"	1/4"	G-1/4-19	9/16"	3/4"	CS10-4X4	481V
		1/4"	3/8"	G-3/8-19	3/4"	7/8"	CS10-4X6	486V
		3/8"	3/8"	G-3/8-19	3/4"	7/8"	CS10-6X6	681V
		3/8"	1/2"	G-1/2-14	3/4"	1"	CS10-6X8	694V
		1/2"	1/2"	G-1/2-14	7/8"	1"	CS10-8X8	881V
		5/8"	5/8"	G-5/8-14	15/16"	1-3/16"	CS10-10X10	1081V
		3/4"	3/4"	G-3/4-14	1-1/8"	1-1/4"	CS10-12X12	1281V
		1"	1"	G-1-11	1-3/8"	1-1/2"	CS10-16X16	1681V
		1-1/4"	1-1/4"	G-1-1/4-11	1-11/16"	1-7/8"	CS10-20X20	2081V
								G. as part of thread size is ISO designation for parallel thread
J THREAD ID TECHNICAL								
WWW.COUPLAMATIC.COM								

VARI-CRIMP COUPLINGS

Hydraulic Hose ends for 100R1/1SN thin cover (57 MB-1, 1SN), 100R2 thin cover (57 MB-2, R2AT), 2SN (1/4-5/8), HY-PLUS I (HPI), & III (HPIII), 100R16/2SC (1/4-5/8) (R16), Dura-Hyd R16 (1/4-5/8) (DH16), Dura-Hyd EX R16 (1/4-5/8) (DHEX16), 100R17 (1/4-3/4) (R17 & R17R), Dura-Hyd R17 (1/4-3/4) (DH17 & WDH17), 100R3 (R3), and 100R4 (R4) hose. For 1-1/2" and 2" 100R2 Thin Cover (2SN) see Bite to Wire GW Spiral Hose Couplings on page B27. The Vari-Crimp coupling is compatible with virtually all Crimp Machines. Trivalent Zinc Plating.

VARI-CRIMP

**BSPP - British Standard Parallel
60° Cone - 45° Bend Female Swivel**

Hose I.D.	BSPP Size	Thread Size	A-Drop Inches	Nut Hex	Part No.	Previous Part Number
1/4"	1/4"	G-1/4-19	0.91	3/4"	CS43-4X4	4P44V
3/8"	3/8"	G-3/8-19	0.90	7/8"	CS43-6X6	6P46V
1/2"	1/2"	G-1/2-14	0.87	1"	CS43-8X8	8P48V
3/4"	3/4"	G-3/4-14	1.31	1-1/4"	CS43-12X12	12P52V

G. as part of thread size is ISO designation for parallel thread

HOSE
A
VARI-CRIMP
COUPLINGS
B

VARI-CRIMP

**BSPP - British Standard Parallel
60° Cone - 90° Bend Female Swivel**

Hose I.D.	BSPP Size	Thread Size	A-Drop Inches	Nut Hex	Part No.	Previous Part Number
1/4"	1/4"	G-1/4-19	1.50	3/4"	CS46-4X4	4P74V
3/8"	3/8"	G-3/8-19	1.60	7/8"	CS46-6X6	6P76V
1/2"	1/2"	G-1/2-14	1.89	1"	CS46-8X8	8P78V
5/8"	5/8"	G-5/8-14	1.83	1-3/16"	CS46-10X10	10P80V
3/4"	3/4"	G-3/4-14	2.55	1-1/4"	CS46-12X12	12P82V
1"	1"	G-1-11	2.98	1-1/2"	CS46-16X16	16P86V

G. as part of thread size is ISO designation of parallel thread

GRIP CRIMP
COUPLINGS
C
3 SERIES
THERMOPLASTIC
COUPLERS
D

VARI-CRIMP

JIS 30° Flare Parallel Pipe - Female Swivel

Hose I.D.	Tube Size	Thread Size	Hex Size	Nut Hex	Part No.	Previous Part Number
1/4"	1/4"	G-1/4-19	9/16"	3/4"	CS40-4X4	4L04V
1/4"	3/8"	G-3/8-19	11/16"	7/8"	CS40-4X6	4L06V
3/8"	3/8"	G-3/8-19	11/16"	7/8"	CS40-6X6	6L06V
1/2"	1/2"	G-1/2-14	7/8"	1-1/16"	CS40-8X8	8L08V
3/4"	3/4"	G-3/4-14	1-1/8"	1-1/4"	CS40-12X12	12L12V
1"	1"	G-1-11	1-3/8"	1-1/2"	CS40-16X16	16L16V

G. as part of thread size is ISO designation of parallel thread

QUICK
COUPLERS
E
REUSABLES,
PUSHON, ACCESS.
F
ADAPTERS
G

VARI-CRIMP

**JIS 30° Flare Parallel Pipe
45° Bend Female Swivel**

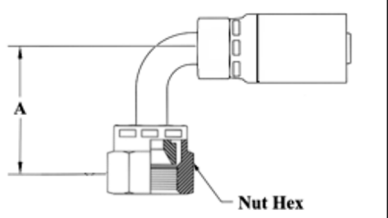
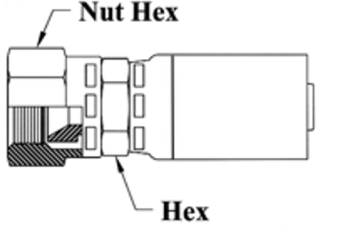
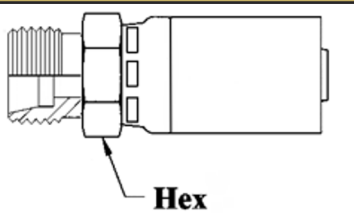
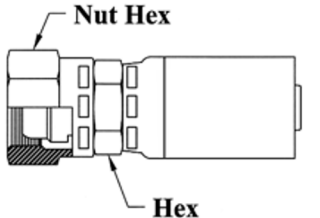
Hose I.D.	BSPP Size	Thread Size	A-Drop Inches	Nut Hex	Part No.	Previous Part Number
1/4"	1/4"	G-1/4-19	0.92	3/4"	CS64-4X4	
3/8"	3/8"	G-3/8-19	0.87	7/8"	CS64-6X6	
1/2"	1/2"	G-1/2-14	1.03	1-1/16"	CS64-8X8	

G. as part of thread size is ISO designation of parallel thread

FABRICATION
EQUIPMENT
H
THREAD ID
TECHNICAL
J
WWW.
COUPLAMATIC
COM

VARI-CRIMP COUPLINGS

Hydraulic Hose ends for 100R1/1SN thin cover (57 MB-1, 1SN), 100R2 thin cover (57 MB-2, R2AT), 2SN (1/4-5/8), HY-PLUS I (HPI), & III (HPIII), 100R16/2SC (1/4-5/8) (R16), Dura-Hyd R16 (1/4-5/8) (DH16), Dura-Hyd EX R16 (1/4-5/8) (DHEX16), 100R17 (1/4-3/4) (R17 & R17R), Dura-Hyd R17 (1/4-3/4) (DH17 & WDH17), 100R3 (R3), and 100R4 (R4) hose. For 1-1/2" and 2" 100R2 Thin Cover (2SN) see Bite to Wire GW Spiral Hose Couplings on page B27. The Vari-Crimp coupling is compatible with virtually all Crimp Machines. Trivalent Zinc Plating.

HOSE	VARI-CRIMP		JIS 30° Flare Parallel Pipe						
	Hose I.D.	Tube Size	Thread Size	A-Drop Inches	Nut Hex	Part No.	Previous Part Number		
A VARI-CRIMP COUPLINGS			1/4"	1/4"	G-1/4-19	1.42	3/4"	CS65-4X4	
			3/8"	3/8"	G-3/8-19	1.54	7/8"	CS65-6X6	
			1/2"	1/2"	G-1/2-14	1.75	1-1/16"	CS65-8X8	
			G. as part of thread size is ISO designation of parallel thread						
C GRIP CRIMP COUPLINGS	VARI-CRIMP		Komatsu 30° Flare - Female Swivel						
	Hose I.D.	Thread Size	Hex Size	Nut Hex	Part No.	Previous Part Number			
D 3 SERIES THERMOPLASTIC			1/4"	M14x1.5	9/16"	3/4"	CS39-4X14	4K14V	
			3/8"	M18x1.5	11/16"	7/8"	CS39-6X18	6K18V	
			1/2"	M22x1.5	7/8"	1"	CS39-8X22	8K22V	
			5/8"	M24x1.5	1"	1-1/4"	CS39-10X24	10K24V	
			3/4"	M30x1.5	1-1/8"	1-3/8"	CS39-12X30	12K30V	
			1"	M33x1.5	1-3/8"	1-5/8"	CS39-16X33	16K33V	
			1-1/4"	M36x1.5	1-11/16"	1-7/8"	CS39-20X36	20K36V	
F REUSABLES PUSHON ACCESS	VARI-CRIMP		DIN Light 24° Seat - Male Solid						
	Hose I.D.	Thread Size	Tube OD	Hex Size	Part No.	Previous Part Number			
G ADAPTERS			1/4"	M14x1.5	8mm	9/16"	CS66-4X8	4M08V	
			3/8"	M16x1.5	10mm	3/4"	CS66-6X10	6M10V	
			3/8"	M18x1.5	12mm	3/4"	CS66-6X12	6M12V	
			1/2"	M22x1.5	15mm	7/8"	CS66-8X15	8M15V	
			5/8"	M26x1.5	18mm	1-1/16"	CS66-10X18	10M18V	
			3/4"	M30x2.0	22mm	1-1/4"	CS66-12X22	12M22V	
H FABRICATION EQUIPMENT	VARI-CRIMP		DIN Light Universal Seat - Female Swivel						
	Hose I.D.	Tube Size	Thread Size	Hex Size	Nut Hex	Part No.	Previous Part Number		
J THREAD ID TECHNICAL			1/4"	6mm	M12x1.5	9/16"	11/16"	CS37-4X6	4C06V
			1/4"	8mm	M14x1.5	9/16"	11/16"	CS37-4X8	4C08V
			1/4"	10mm	M16x1.5	9/16"	3/4"	CS37-4X10	4C10V
			3/8"	10mm	M16x1.5	11/16"	3/4"	CS37-6X10	6C10V
			3/8"	12mm	M18x1.5	11/16"	7/8"	CS37-6X12	6C12V
			1/2"	15mm	M22x1.5	7/8"	1-1/16"	CS37-8X15	8C15V
			5/8"	18mm	M26x1.5	15/16"	1-1/4"	CS37-10X18	10C18V
			3/4"	22mm	M30x2.0	1-1/8"	1-1/2"	CS37-12X22	12C22V
			1"	28mm	M36x2.0	1-3/8"	1-7/8"	CS37-16X28	16C28V
			WWW.COUPLAMATIC.COM						

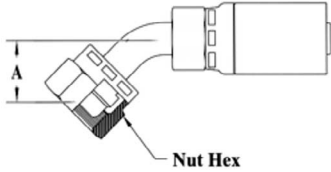
VARI-CRIMP COUPLINGS

Hydraulic Hose ends for 100R1/1SN thin cover (57 MB-1, 1SN), 100R2 thin cover (57 MB-2, R2AT), 2SN (1/4-5/8), HY-PLUS I (HPI), & III (HPIII), 100R16/2SC (1/4-5/8) (R16), Dura-Hyd R16 (1/4-5/8) (DH16), Dura-Hyd EX R16 (1/4-5/8) (DHEX16), 100R17 (1/4-3/4) (R17 & R17R), Dura-Hyd R17 (1/4-3/4) (DH17 & WDH17), 100R3 (R3), and 100R4 (R4) hose. For 1-1/2" and 2" 100R2 Thin Cover (2SN) see Bite to Wire GW Spiral Hose Couplings on page B27. The Vari-Crimp coupling is compatible with virtually all Crimp Machines. Trivalent Zinc Plating.

VARI-CRIMP

DIN Light Universal Seat - Female Swivel 45° Bend

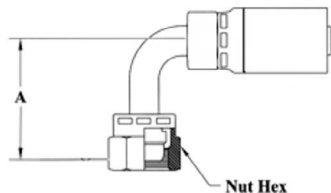
Hose I.D.	Tube Size	Thread Size	A-Drop Inches	Nut Hex	Part No.	Previous Part Number
1/4"	8mm	M14x1.5	0.96	11/16"	CS41-4X8	4D08V
1/4"	10mm	M16x1.5	0.96	3/4"	CS41-4X10	4D10V
3/8"	10mm	M16x1.5	0.96	3/4"	CS41-6X10	6D10V
3/8"	12mm	M18x1.5	1.00	7/8"	CS41-6X12	6D12V
1/2"	15mm	M22x1.5	1.18	1-1/16"	CS41-8X15	8D15V
5/8"	18mm	M26x1.5	1.25	1-1/4"	CS41-10X18	10D18V
3/4"	22mm	M30x2.0	1.41	1-1/2"	CS41-12X22	12D22V



VARI-CRIMP

DIN Light Universal Seat - Female Swivel 90° Bend

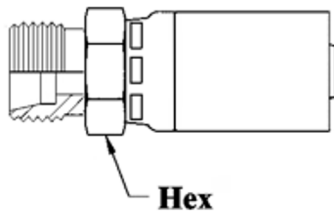
Hose I.D.	Tube Size	Thread Size	A-Drop Inches	Nut Hex	Part No.	Previous Part Number
1/4"	8mm	M14x1.5	1.48	11/16"	CS44-4X8	4D58V
1/4"	10mm	M16x1.5	1.65	3/4"	CS44-4X10	4D60V
3/8"	10mm	M16x1.5	1.65	3/4"	CS44-6X10	6D60V
3/8"	12mm	M18x1.5	1.65	7/8"	CS44-6X12	6D62V
1/2"	15mm	M22x1.5	1.93	1-1/16"	CS44-8X15	8D65V
5/8"	18mm	M26x1.5	2.31	1-1/4"	CS44-10X18	10D68V
3/4"	22mm	M30x2.0	2.59	1-1/2"	CS44-12X22	12D72V



VARI-CRIMP

DIN Heavy 24° Seat - Male Solid

Hose I.D.	Thread Size	Tube Size	Hex Size	Part No.	Previous Part Number
1/4"	M16x1.5	8mm	11/16"	CS67-4X8	4M58V
1/4"	M18x1.5	10mm	3/4"	CS67-4X10	4M60V
3/8"	M18x1.5	10mm	3/4"	CS67-6X10	6M60V
3/8"	M20x1.5	12mm	13/16"	CS67-6X12	6M62V
3/8"	M22x1.5	14mm	7/8"	CS67-6X14	6M64V
1/2"	M24x1.5	16mm	7/8"	CS67-8X16	8M66V
5/8"	M30x2.0	20mm	1-1/4"	CS67-10X20	10M70V

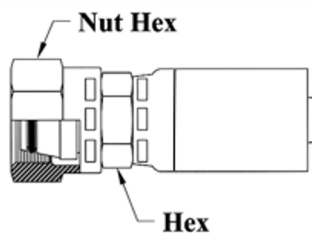


VARI-CRIMP

DIN Heavy 24° Seat - Female Swivel

Hose I.D.	Tube Size	Thread Size	Hex Size	Nut Hex	Part No.	Previous Part Number
1/4"	8mm	M16x1.5	9/16"	3/4"	CS38-4X8	4C58V
1/4"	10mm	M18x1.5	5/8"	7/8"	CS38-4X10	4C60V
3/8"	10mm	M18x1.5	3/4"	7/8"	CS38-6X10	6C60V
3/8"	12mm	M20x1.5	3/4"	1"	CS38-6X12	6C62V
3/8"	14mm	M22x1.5	13/16"	1-1/16"	CS38-6X14	6C64V
1/2"	16mm	M24x1.5	7/8"	1-1/8"	CS38-8X16	8C66V
5/8"	20mm	M30x2.0	1-1/8"	1-1/2"	CS38-10X20	10C70V
3/4"	20mm	M30x2.0	1-1/8"	1-1/2"	CS38-12X20	12C70V
3/4"	25mm	M36x2.0	1-1/4"	1-5/8"	CS38-12X25	12C75V
1"	30mm	M42x2.0	1-11/16"	2"	CS38-16X30	16C80V

Includes O-Ring



A
HOSE

B
VARI-CRIMP
COUPLINGS

C
GRIP CRIMP
COUPLINGS

D
3 SERIES
THERMOPLASTIC

E
QUICK
COUPLERS

F
REUSABLES,
PUSH-ON, ACCESS.

G
ADAPTERS

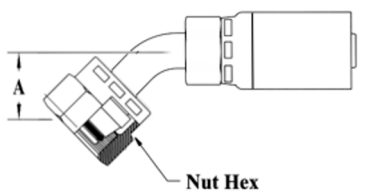
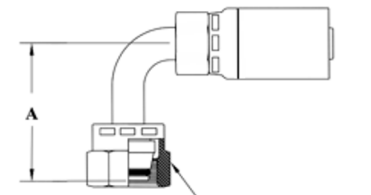

H
FABRICATION
EQUIPMENT

J
THREAD ID
TECHNICAL

WWW.
COUPLAMATIC
COM

VARI-CRIMP COUPLINGS

Hydraulic Hose ends for 100R1/1SN thin cover (57 MB-1, 1SN), 100R2 thin cover (57 MB-2, R2AT), 2SN (1/4-5/8), HY-PLUS I (HPI), & III (HPIII), 100R16/2SC (1/4-5/8) (R16), Dura-Hyd R16 (1/4-5/8) (DH16), Dura-Hyd EX R16 (1/4-5/8) (DHEX16), 100R17 (1/4-3/4) (R17 & R17R), Dura-Hyd R17 (1/4-3/4) (DH17 & WDH17), 100R3 (R3), and 100R4 (R4) hose. For 1-1/2" and 2" 100R2 Thin Cover (2SN) see Bite to Wire GW Spiral Hose Couplings on page B27. The Vari-Crimp coupling is compatible with virtually all Crimp Machines. Trivalent Zinc Plating.

HOSE	VARI-CRIMP		DIN Heavy 24° Seat - Female Swivel 45° Bend				Part No.	Previous Part Number
	Hose I.D.	Tube Size	Thread Size	A-Drop Inches	Nut Hex			
A VARI-CRIMP COUPLINGS		1/4"	10mm	M18x1.5	0.96	7/8"	CS42-4X10	4H10V
		3/8"	12mm	M20x1.5	1.13	1"	CS42-6X12	6H12V
		1/2"	16mm	M24x1.5	1.25	1-1/8"	CS42-8X16	8H16V
		5/8"	20mm	M30x2.0	1.50	1-1/2"	CS42-10X20	10H20V
		Includes O-Ring						
B GRIP CRIMP COUPLINGS	VARI-CRIMP		DIN Heavy 24° Seat - Female Swivel 90° Bend				Part No.	Previous Part Number
	Hose I.D.	Tube Size	Thread Size	A-Drop Inches	Nut Hex			
C 3 SERIES THERMOPLASTIC		1/4"	10mm	M18x1.5	1.50	7/8"	CS45-4X10	4H60V
		3/8"	12mm	M20x1.5	1.95	1"	CS45-6X12	6H62V
		3/8"	14mm	M22x1.5	2.07	1-1/16"	CS45-6X14	6H64V
		1/2"	16mm	M24x1.5	2.05	1-1/8"	CS45-8X16	8H66V
		5/8"	20mm	M30x2.0	2.38	1-1/2"	CS45-10X20	10H70V
	Includes O-Ring							
D QUICK COUPLERS	VARI-CRIMP		Clamp Sleeve For Routing				Part No.	Previous Part Number
	Hose I.D.	Part No.	Previous Part Number					
E REUSABLE PUSHON ACCESS.		1/4"	CS70-4	19VN				
		3/8"	CS70-6	25VN				
		1/2"	CS70-8	29VN				
		5/8"	CS70-10	35VN				
		3/4"	CS70-12	39VN				
	For use with 100R1AT & 100R2AT size hoses to provide support for routing clamps.							
F ADAPTERS	Visit www.couplamatic.com or call your sales representative to get the most current crimp charts.							
G FABRICATION EQUIPMENT								
H THREAD ID TECHNICAL								
I WWW.COUPLAMATIC.COM								

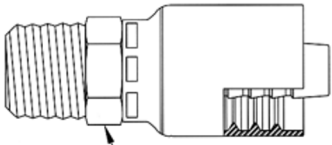
A SERIES COUPLINGS

Bite to the Wire Hydraulic Hose ends for 100R1/1SN thin cover (57MB-1, 1SN), 100R2 thin cover (57MB-2, R2AT), 2SN (2SN), 2SK (2SK), HY-PLUS I (HPI), & III (HPIII), 100R16/2SC (R16), CS-Guard R16, Dura-Hyd R16 (DH16), Dura-Hyd EX R16 (DHEX16), 100R17 (R17 & R17R), Dura-Hyd R17 (DH17 & WDH17), 100R19 (R19), & Jack hose (Male NPTF Solid Only) (JH). A Series couplings can be crimped in virtually all adjustable crimp machines. Some non-adjustable crimp equipment can produce crimp dimensions within CSI's recommended crimp specification.

Trivalent Zinc Plating.

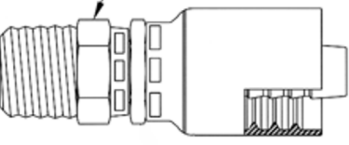
A SERIES

NPTF - Male Solid

		Hose I.D.	Pipe Size	Thread Size	Hex Size	Part No.
		1/4"	1/8"	1/8-27	9/16"	A01-4x2
		1/4"	1/4"	1/4-18	9/16"	A01-4x4
		1/4"	3/8"	3/8-18	11/16"	A01-4x6
		1/4"	1/2"	1/2-14	7/8"	A01-4x8
		3/8"	1/4"	1/4-18	3/4"	A01-6x4
		3/8"	3/8"	3/8-18	3/4"	A01-6x6
		3/8"	1/2"	1/2-14	7/8"	A01-6x8
		1/2"	1/4"	1/4-18	7/8"	A01-8x4
		1/2"	3/8"	3/8-18	7/8"	A01-8x6
		1/2"	1/2"	1/2-14	7/8"	A01-8x8
		1/2"	3/4"	3/4-14	1-1/8"	A01-8x12
		5/8"	1/2"	1/2-14	15/16"	A01-10x8
		5/8"	3/4"	3/4-14	1-1/8"	A01-10x12
		3/4"	1/2"	1/2-14	1-1/8"	A01-12x8
		3/4"	3/4"	3/4-14	1-1/8"	A01-12x12
		3/4"	1"	1-11 1/2	1-3/8"	A01-12x16
		1"	3/4"	3/4-14	1-3/8"	A01-16x12
		1"	1"	1-11 1/2	1-3/8"	A01-16x16
	1-1/4"	1-1/4"	1 1/4-11 1/2	1-11/16"	A01-20x20	

A SERIES

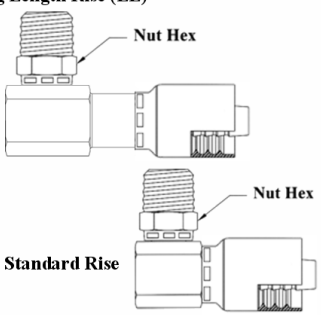
NPTF - Male Swivel

		Hose I.D.	Pipe Size	Thread Size	Nut Hex	Part No.
		1/4"	1/8"	1/8-27	5/8"	A04-4x2
		1/4"	1/4"	1/4-18	5/8"	A04-4x4
		1/4"	3/8"	3/8-18	3/4"	A04-4x6
		3/8"	1/4"	1/4-18	3/4"	A04-6x4
		3/8"	3/8"	3/8-18	3/4"	A04-6x6
		3/8"	1/2"	1/2-14	7/8"	A04-6x8
		1/2"	3/8"	3/8-18	3/4"	A04-8x6
		1/2"	1/2"	1/2-14	7/8"	A04-8x8
		3/4"	3/4"	3/4-14	1-1/4"	A04-12x12
		1"	1"	1-11 1/2	1-3/8"	A04-16x16

Swivel for installation purposes only. Leakage may occur at low pressure.

A SERIES

NPTF - Male Swivel 90°

		Hose I.D.	Pipe Size	Thread Size	Nut Hex	Part No.	Long Length Part No.
	Long Length Rise (LL)	1/4"	1/4"	1/4-18	5/8"	A14 4x4	A14LL-4x4
		3/8"	3/8"	3/8-18	3/4"	A14-6x6	A14LL-6x6
		3/8"	1/2"	1/2-14	7/8"	A14-6x8	
		1/2"	1/2"	1/2-14	7/8"	A14-8x8	A14LL-8x8
		3/4"	3/4"	3/4-14	1-1/4"	A14-12x12	

Swivel for installation purposes only. Leakage may occur at low pressure.

A
HOSE

B
VAR-CRIMP
COUPLINGS

C
GRIP CRIMP
COUPLINGS

D
3 SERIES
THERMOPLASTIC

E
QUICK
COUPLERS

F
REUSABLES,
PUSHON, ACCESS.

G
ADAPTERS

H
FABRICATION
EQUIPMENT

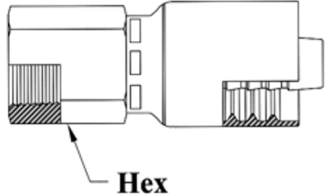
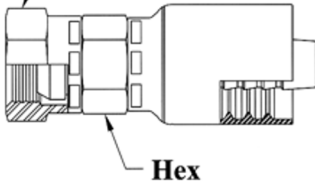
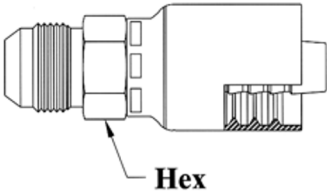
J
THREAD ID
TECHNICAL

WWW.
COUPLAMATIC
COM

A SERIES COUPLINGS

Bite to the Wire Hydraulic Hose ends for 100R1/1SN thin cover (57MB-1, 1SN), 100R2 thin cover (57MB-2, R2AT), 2SN (2SN), 2SK (2SK), HY-PLUS I (HPI), & III (HPIII), 100R16/2SC (R16), CS-Guard R16, Dura-Hyd R16 (DH16), Dura-Hyd EX R16 (DHEX16), 100R17 (R17 & R17R), Dura-Hyd R17 (DH17 & WDH17), 100R19 (R19), & Jack hose (Male NPTF Solid Only) (JH). A Series couplings can be crimped in virtually all adjustable crimp machines. Some non-adjustable crimp equipment can produce crimp dimensions within CSI's recommended crimp specification.

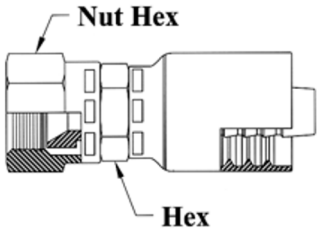
Trivalent Zinc Plating.

HOSE	A SERIES		NPTF - Female Solid			Part No.	
	Hose I.D.	Pipe Size	Thread Size	Hex Size	Hex Size		
A VARIABLE CRIMP COUPLINGS		1/4"	1/8"	1/8-27	5/8"	A02-4x2	
		1/4"	1/4"	1/4-18	3/4"	A02-4x4	
		3/8"	1/4"	1/4-18	3/4"	A02-6x4	
		3/8"	3/8"	3/8-18	7/8"	A02-6x6	
		3/8"	1/2"	1/2-14	1"	A02-6x8	
		1/2"	1/2"	1/2-14	1"	A02-8x8	
		3/4"	3/4"	3/4-14	1-1/4"	A02-12x12	
GRIP CRIMP COUPLINGS	A SERIES		NPSM - Female Swivel			Part No.	
	Hose I.D.	Pipe Size	Thread Size	Hex Size	Nut Hex		
D 3 SERIES THERMOPLASTIC		1/4"	1/4"	1/4-18	9/16"	11/16"	A05-4x4
		3/8"	3/8"	3/8-18	11/16"	7/8"	A05-6x6
		3/8"	1/2"	1/2-14	3/4"	1"	A05-6x8
		1/2"	1/2"	1/2-14	7/8"	1"	A05-8x8
		3/4"	3/4"	3/4-14	1-1/8"	1-1/4"	A05-12x12
		1"	1"	1-11 1/2	1-3/8"	1-1/2"	A05-16x16
		1-1/4"	1-1/4"	1 1/4-11 1/2	1-11/16"	1-7/8"	A05-20x20
QUICK COUPLERS	A SERIES		JIC 37° - Male Solid			Part No.	
	Hose I.D.	Thread Size	Tube O.D.	Hex Size	Hex Size		
F REUSABLE PUSH-ON ACCESS.		1/4"	7/16x20	1/4"	9/16"	A08-4x4	
		1/4"	1/2x20	5/16"	9/16"	A08-4x5	
		1/4"	9/16x18	3/8"	5/8"	A08-4x6	
		3/8"	9/16x18	3/8"	11/16"	A08-6x6	
		3/8"	3/4x16	1/2"	3/4"	A08-6x8	
		3/8"	7/8x14	5/8"	7/8"	A08-6x10	
		1/2"	3/4x16	1/2"	7/8"	A08-8x8	
		1/2"	7/8x14	5/8"	7/8"	A08-8x10	
		1/2"	1-1/16x12	3/4"	1-1/8"	A08-8x12	
		5/8"	3/4x16	1/2"	15/16"	A08-10x8	
G ADAPTERS		5/8"	7/8x14	5/8"	15/16"	A08-10x10	
		5/8"	1-1/16x12	3/4"	1-1/8"	A08-10x12	
		3/4"	7/8x14	5/8"	1-1/8"	A08-12x10	
		3/4"	1-1/16x12	3/4"	1-1/8"	A08-12x12	
H FABRICATION EQUIPMENT		3/4"	1-3/16x12	7/8"	1-3/8"	A08-12x14	
		3/4"	1-5/16x12	1"	1-3/8"	A08-12x16	
		1"	1-5/16x12	1"	1-3/8"	A08-16x16	
		1-1/4"	1-5/8x12	1-1/4"	1-11/16"	A08-20x20	
J THREAD ID TECHNICAL							
WWW.COUPLAMATIC.COM							

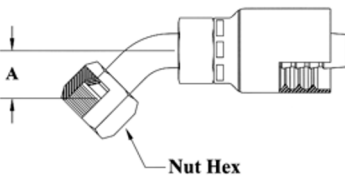
A SERIES COUPLINGS

Bite to the Wire Hydraulic Hose ends for 100R1/1SN thin cover (57MB-1, 1SN), 100R2 thin cover (57MB-2, R2AT), 2SN (2SN), 2SK (2SK), HY-PLUS I (HPI), & III (HPIII), 100R16/2SC (R16), CS-Guard R16, Dura-Hyd R16 (DH16), Dura-Hyd EX R16 (DHEX16), 100R17 (R17 & R17R), Dura-Hyd R17 (DH17 & WDH17), 100R19 (R19), & Jack hose (Male NPTF Solid Only) (JH). A Series couplings can be crimped in virtually all adjustable crimp machines. Some non-adjustable crimp equipment can produce crimp dimensions within CSI's recommended crimp specification. **Trivalent Zinc Plating.**

A SERIES JIC 37° - Female Swivel

		Hose I.D.	Thread Size	Tube O.D.	Hex Size	Nut Hex	Part No.	HOSE	
		1/4"	7/16x20	1/4"	9/16"	9/16"	A09-4x4	A	
		1/4"	1/2x20	5/16"	9/16"	5/8"	A09-4x5		
		1/4"	9/16x18	3/8"	9/16"	11/16"	A09-4x6		B
		3/8"	7/16x20	1/4"	11/16"	9/16"	A09-6x4		
		3/8"	1/2x20	5/16"	11/16"	5/8"	A09-6x5		
		3/8"	9/16x18	3/8"	11/16"	11/16"	A09-6x6		C
		3/8"	3/4x16	1/2"	11/16"	7/8"	A09-6x8		
		3/8"	7/8x14	5/8"	7/8"	1"	A09-6x10		
		3/8"	1-1/16x12	3/4"	1"	1-1/4"	A09-6x12	D	
		1/2"	9/16x18	3/8"	7/8"	11/16"	A09-8x6		
		1/2"	3/4x16	1/2"	7/8"	7/8"	A09-8x8		
		1/2"	7/8x14	5/8"	7/8"	1"	A09-8x10		
		1/2"	1-1/16x12	3/4"	1-1/8"	1-1/4"	A09-8x12		
		1/2"	1-5/16x12	1"	1-1/4"	1-1/2"	A09-8x16		
		5/8"	3/4x16	1/2"	15/16"	7/8"	A09-10x8		
		5/8"	7/8x14	5/8"	15/16"	1"	A09-10x10		
		5/8"	1-1/16x12	3/4"	1-1/16"	1-1/4"	A09-10x12		
		3/4"	3/4x16	1/2"	1-1/16"	7/8"	A09-12x8		
		3/4"	7/8x14	5/8"	1-1/16"	1"	A09-12x10		
		3/4"	1-1/16x12	3/4"	1-1/16"	1-1/4"	A09-12x12		
		3/4"	1-3/16x12	7/8"	1-3/8"	1-1/2"	A09-12x14	E	
		3/4"	1-5/16x12	1"	1-3/8"	1-1/2"	A09-12x16		
		1"	1-1/16x12	3/4"	1-3/8"	1-1/4"	A09-16x12		
		1"	1-5/16x12	1"	1-3/8"	1-1/2"	A09-16x16		
		1"	1-5/8x12	1-1/4"	1-11/16"	2"	A09-16x20		
		1-1/4"	1-5/8x12	1-1/4"	1-11/16"	2"	A09-20x20		

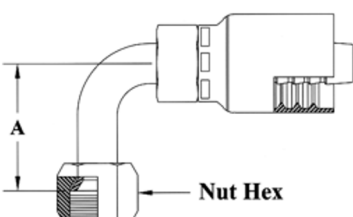
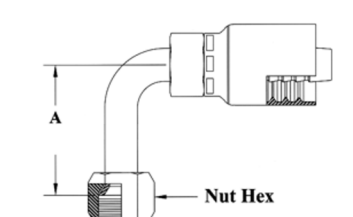
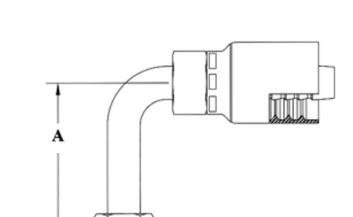
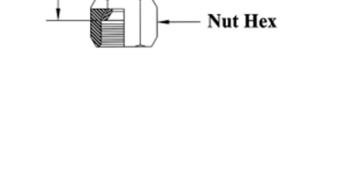
A SERIES JIC/SAE Dual Seat - 45° Female Swivel

		Hose I.D.	Thread Size	Tube O.D.	A - Drop Inches	Nut Hex	Part No.	REUSABLES, PUSHON, ACCESS.
		1/4"	7/16x20	1/4"	0.47	9/16"	A25-4x4	F
		1/4"	1/2x20	5/16"	0.53	5/8"	A25-4x5	
		1/4"	9/16x18	3/8"	0.59	11/16"	A25-4x6*	
		3/8"	7/16x20	1/4"	0.47	9/16"	A25-6x4	G
		3/8"	9/16x18	3/8"	0.59	11/16"	A25-6x6*	
		3/8"	3/4x16	1/2"	0.71	7/8"	A25-6x8	
		1/2"	3/4x16	1/2"	0.71	7/8"	A25-8x8	H
		1/2"	7/8x14	5/8"	0.84	1"	A25-8x10	
		1/2"	1-1/16x12	3/4"	0.83	1-1/4"	A25-8x12	
		5/8"	7/8x14	5/8"	0.68	1"	A25-10x10	J
		5/8"	1-1/16x12	3/4"	0.78	1-1/4"	A25-10x12*	
		3/4"	1-1/16x12	3/4"	1.12	1-1/4"	A25-12x12*	
		3/4"	1-5/16x12	1"	1.15	1-1/2"	A25-12x16*	WWW. COUPLAMATIC.COM
		1"	1-5/16x12	1"	1.15	1-1/2"	A25-16x16*	
		1-1/4"	1-5/8x12	1-1/4"	1.69	2"	A25 20x20	

*JIC Seat and thread only

A SERIES COUPLINGS

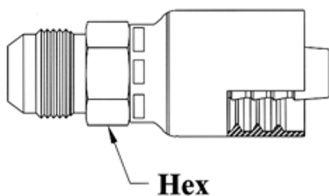
Bite to the Wire Hydraulic Hose ends for 100R1/1SN thin cover (57MB-1, 1SN), 100R2 thin cover (57MB-2, R2AT), 2SN (2SN), 2SK (2SK), HY-PLUS I (HPI), & III (HPIII), 100R16/2SC (R16), CS-Guard R16, Dura-Hyd R16 (DH16), Dura-Hyd EX R16 (DHEX16), 100R17 (R17 & R17R), Dura-Hyd R17 (DH17 & WDH17), 100R19 (R19), & Jack hose (Male NPTF Solid Only) (JH). A Series couplings can be crimped in virtually all adjustable crimp machines. Some non-adjustable crimp equipment can produce crimp dimensions within CSI's recommended crimp specification. Trivalent Zinc Plating.

HOSE	A SERIES		JIC/SAE Dual Seat - 90° Female Swivel				Part No.
	Hose I.D.	Thread Size	Tube O.D.	A - Drop Inches	Nut Hex		
A VARIABLE CRIMP COUPLINGS		1/4"	7/16x20	1/4"	0.81	9/16"	A26-4x4
		1/4"	1/2x20	5/16"	0.83	5/8"	A26-4x5
		1/4"	9/16x18	3/8"	0.91	11/16"	A26-4x6*
		3/8"	7/16x20	1/4"	0.81	9/16"	A26-6x4
		3/8"	9/16x18	3/8"	0.91	11/16"	A26-6x6*
		3/8"	3/4x16	1/2"	1.15	7/8"	A26-6x8
		1/2"	9/16x18	3/8"	0.91	11/16"	A26-8x6*
		1/2"	3/4x16	1/2"	1.15	7/8"	A26-8x8
		1/2"	7/8x14	5/8"	1.23	1"	A26-8x10
		1/2"	1-1/16x12	3/4"	1.89	1-1/4"	A26-8x12
		5/8"	7/8x14	5/8"	1.23	1"	A26-10x10
		5/8"	1-1/16x12	3/4"	1.88	1-1/4"	A26-10x12*
		3/4"	7/8x14	5/8"	1.23	1"	A26-12x10
		3/4"	1-1/16x12	3/4"	1.88	1-1/4"	A26-12x12*
		D 3 SERIES THERMOPLASTIC	3/4"	1-5/16x12	1"	2.20	1-1/2"
1"	1-5/16x12		1"	2.20	1-1/2"	A26-16x16*	
1-1/4"	1-5/8x12		1-1/4"	3.31	2"	A26-20x20	
		*JIC Seat and thread only					
QUICK COUPLERS	A SERIES		JIC/SAE Dual Seat - 90° Female Swivel Medium Drop				Part No.
	Hose I.D.	Thread Size	Tube O.D.	A - Drop Inches	Nut Hex		
E REUSABLE PUSH-ON ACCESS.		1/4"	7/16x20	1/4"	1.26	9/16"	A24-4x4
		1/4"	9/16x18	3/8"	1.50	11/16"	A24-4x6*
		3/8"	9/16x18	3/8"	1.50	11/16"	A24-6x6*
		3/8"	3/4x16	1/2"	1.63	7/8"	A24-6x8
		1/2"	3/4x16	1/2"	1.63	7/8"	A24-8x8
		1/2"	7/8x14	5/8"	1.85	1"	A24-8x10
		5/8"	7/8x14	5/8"	1.85	1"	A24-10x10
		3/4"	1-1/16x12	3/4"	2.28	1-1/4"	A24-12x12*
		1"	1-5/16x12	1"	2.79	1-1/2"	A24-16x16*
				*JIC Seat and thread only			
ADAPTERS	A SERIES		JIC/SAE Dual Seat - 90° Female Swivel Long Drop				Part No.
	Hose I.D.	Thread Size	Tube O.D.	A - Drop Inches	Nut Hex		
G FABRICATION EQUIPMENT		1/4"	7/16x20	1/4"	1.80	9/16"	A27-4x4
		1/4"	9/16x18	3/8"	1.80	11/16"	A27-4x6*
		3/8"	1/2x20	5/16"	1.80	5/8"	A27-6x5
		3/8"	9/16x18	3/8"	2.18	11/16"	A27-6x6*
		3/8"	3/4x16	1/2"	2.50	7/8"	A27-6x8
		1/2"	3/4x16	1/2"	2.50	7/8"	A27-8x8
		1/2"	7/8x14	5/8"	2.75	1"	A27-8x10
		5/8"	7/8x14	5/8"	2.75	1"	A27-10x10
		3/4"	1-1/16x12	3/4"	3.73	1-1/4"	A27-12x12*
		1"	1-5/16x12	1"	4.50	1-1/2"	A27-16x16*
		*JIC Seat and thread only					
THREAD ID TECHNICAL	A SERIES		JIC/SAE Dual Seat - 90° Female Swivel Long Drop				Part No.
	Hose I.D.	Thread Size	Tube O.D.	A - Drop Inches	Nut Hex		
H WWW.COULAMATIC.COM		1/4"	7/16x20	1/4"	1.80	9/16"	A27-4x4
		1/4"	9/16x18	3/8"	1.80	11/16"	A27-4x6*
		3/8"	1/2x20	5/16"	1.80	5/8"	A27-6x5
		3/8"	9/16x18	3/8"	2.18	11/16"	A27-6x6*
		3/8"	3/4x16	1/2"	2.50	7/8"	A27-6x8
		1/2"	3/4x16	1/2"	2.50	7/8"	A27-8x8
		1/2"	7/8x14	5/8"	2.75	1"	A27-8x10
		5/8"	7/8x14	5/8"	2.75	1"	A27-10x10
		3/4"	1-1/16x12	3/4"	3.73	1-1/4"	A27-12x12*
		1"	1-5/16x12	1"	4.50	1-1/2"	A27-16x16*
		*JIC Seat and thread only					

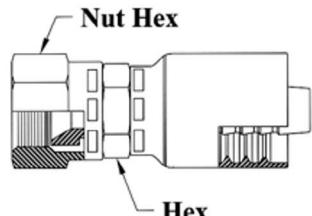
A SERIES COUPLINGS

Bite to the Wire Hydraulic Hose ends for 100R1/1SN thin cover (57MB-1, 1SN), 100R2 thin cover (57MB-2, R2AT), 2SN (2SN), 2SK (2SK), HY-PLUS I (HPI), & III (HPIII), 100R16/2SC (R16), CS-Guard R16, Dura-Hyd R16 (DH16), Dura-Hyd EX R16 (DHEX16), 100R17 (R17 & R17R), Dura-Hyd R17 (DH17 & WDH17), 100R19 (R19), & Jack hose (Male NPTF Solid Only) (JH). A Series couplings can be crimped in virtually all adjustable crimp machines. Some non-adjustable crimp equipment can produce crimp dimensions within CSI's recommended crimp specification. Trivalent Zinc Plating.

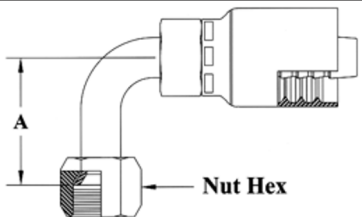
A SERIES SAE 45° - Male Solid

	Hose I.D.	Thread Size	Tube OD	Hex Size	Part No.
	3/8"	5/8x18	3/8"	3/4"	A06-6x6
	3/4"	1-1/16x14	3/4"	1-1/8"	A06-12x12

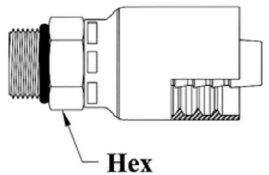
A SERIES SAE 45° - Female Swivel

	Hose I.D.	Thread Size	Tube OD	Hex Size	Nut Hex	Part No.
	1/4"	5/8x18	3/8"	11/16"	3/4"	A07-4x6
	3/8"	5/8x18	3/8"	3/4"	3/4"	A07-6x6
	3/4"	1-1/16x14	3/4"	1-1/8"	1-1/4"	A07-12x12

A SERIES SAE 45° Seat - 90° Female Swivel

	Hose I.D.	Thread Size	Tube O.D.	A - Drop Inches	Nut Hex	Part No.
	3/8"	5/8x18	3/8"	0.91	3/4"	A23-6x6

A SERIES ORB - Male Solid

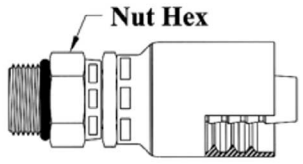
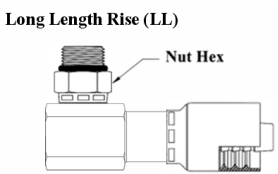
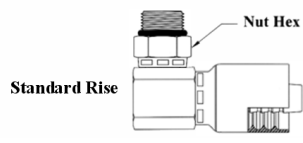
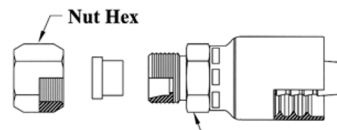
	Hose I.D.	Thread Size	Tube O.D.	Hex Size	Part No.
	1/4"	7/16x20	1/4"	9/16"	A11-4x4
	1/4"	1/2x20	5/16"	5/8"	A11-4x5
	1/4"	9/16x18	3/8"	11/16"	A11-4x6
	1/4"	3/4x16	1/2"	7/8"	A11-4x8
	3/8"	9/16x18	3/8"	11/16"	A11-6x6
	3/8"	3/4x16	1/2"	7/8"	A11-6x8
	3/8"	7/8x14	5/8"	1"	A11-6x10
	1/2"	3/4x16	1/2"	7/8"	A11-8x8
	1/2"	7/8x14	5/8"	1"	A11-8x10
	1/2"	1-1/16x12	3/4"	1-1/4"	A11-8x12
	5/8"	7/8x14	5/8"	1"	A11-10x10
	5/8"	1-1/16x12	3/4"	1-1/4"	A11-10x12
	3/4"	1-1/16x12	3/4"	1-1/4"	A11-12x12
	1"	1-5/16x12	1"	1-1/2"	A11-16x16

A	HOSE
B	VARIABLE CRIMP COUPLINGS
C	GRIP CRIMP COUPLINGS
D	3 SERIES THERMOPLASTIC
E	QUICK COUPLERS
F	REUSABLES, PUSHON, ACCESS.
G	ADAPTERS
H	FABRICATION EQUIPMENT
J	THREAD ID TECHNICAL
WWW.COM	COUPLAMATIC

A SERIES COUPLINGS

Bite to the Wire Hydraulic Hose ends for 100R1/1SN thin cover (57MB-1, 1SN), 100R2 thin cover (57MB-2, R2AT), 2SN (2SN), 2SK (2SK), HY-PLUS I (HPI), & III (HPIII), 100R16/2SC (R16), CS-Guard R16, Dura-Hyd R16 (DH16), Dura-Hyd EX R16 (DHEX16), 100R17 (R17 & R17R), Dura-Hyd R17 (DH17 & WDH17), 100R19 (R19), & Jack hose (Male NPTF Solid Only) (JH). A Series couplings can be crimped in virtually all adjustable crimp machines. Some non-adjustable crimp equipment can produce crimp dimensions within CSI's recommended crimp specification.

Trivalent Zinc Plating.

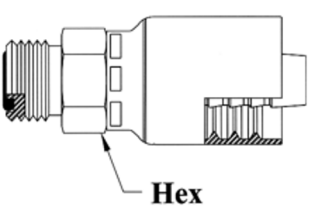
HOSE	A SERIES		ORB - Male Swivel			Part No.	
	Hose I.D.	Thread Size	Tube O.D.	Nut Hex	Nut Hex		
A VARIABLE CRIMP COUPLINGS		1/4"	7/16x20	1/4"	5/8"	A12-4x4	
		1/4"	9/16x18	3/8"	3/4"	A12-4x6	
		3/8"	9/16x18	3/8"	3/4"	A12-6x6	
		3/8"	3/4x16	1/2"	7/8"	A12-6x8	
		1/2"	3/4x16	1/2"	7/8"	A12-8x8	
		1/2"	7/8x14	5/8"	1"	A12-8x10	
		3/4"	1-1/16x12	3/4"	1-1/4"	A12-12x12	
		Swivel for installation purposes only. Leakage may occur at low pressure.					
GRIP CRIMP COUPLINGS	A SERIES		ORB - Male Swivel 90°			Long Length Part No.	
	Hose I.D.	Thread Size	Tube O.D.	Nut Hex	Part No.		
D 3 SERIES THERMOPLASTIC		1/4"	7/16x20	1/4"	5/8"	A15-4x4	
		1/4"	9/16x18	3/8"	3/4"	A15-4x6	
		3/8"	9/16x18	3/8"	3/4"	A15-6x6	A15LL-6x6
		3/8"	3/4x16	1/2"	7/8"	A15-6x8	
		1/2"	3/4x16	1/2"	7/8"	A15-8x8	A15LL-8x8
		1/2"	7/8x14	5/8"	1"	A15-8x10	
		3/4"	1-1/16x12	3/4"	1-1/4"	A15-12x12	
		Swivel for installation purposes only. Leakage may occur at low pressure.					
E QUICK COUPLERS							
	Standard Rise						
REUSABLE PUSH-IN ACCESS	A SERIES		Tube Repair Couplings			Part No.	
	Hose I.D.	Thread Size	Tube OD	Hex Size	Nut Hex		
F ADAPTERS		1/4"	7/16x20	1/4"	9/16"	9/16"	A28-4x4
		1/4"	1/2x20	5/16"	9/16"	5/8"	A28-4x5
		3/8"	9/16x18	3/8"	11/16"	11/16"	A28-6x6
		3/8"	3/4x16	1/2"	3/4"	7/8"	A28-6x8
		1/2"	3/4x16	1/2"	7/8"	7/8"	A28-8x8
		1/2"	7/8x14	5/8"	7/8"	15/16"	A28-8x10
		3/4"	1-1/16x12	3/4"	1-1/8"	1-1/4"	A28-12x12
		1"	1-5/16x12	1"	1-3/8"	1-1/2"	A28-16x16
	H FABRICATION EQUIPMENT			Nuts and Sleeves			
		Tube Size	Nut Part No.	Sleeve Part No.			
J THREAD ID TECHNICAL			1/4"	718x4	719x4		
			5/16"	718x5	719x5		
			3/8"	718x6	719x6		
			1/2"	718x8	719x8		
			5/8"	718x10	719x10		
			3/4"	718x12	719x12		
WWW.COUPLAMATIC.COM			1"	718x16	719x16		

A SERIES COUPLINGS


Bite to the Wire Hydraulic Hose ends for 100R1/1SN thin cover (57MB-1, 1SN), 100R2 thin cover (57MB-2, R2AT), 2SN (2SN), 2SK (2SK), HY-PLUS I (HPI), & III (HPIII), 100R16/2SC (R16), CS-Guard R16, Dura-Hyd R16 (DH16), Dura-Hyd EX R16 (DHEX16), 100R17 (R17 & R17R), Dura-Hyd R17 (DH17 & WDH17), 100R19 (R19), & Jack hose (Male NPTF Solid Only) (JH). A Series couplings can be crimped in virtually all adjustable crimp machines. Some non-adjustable crimp equipment can produce crimp dimensions within CSI's recommended crimp specification.

Trivalent Zinc Plating.

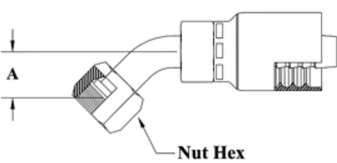
A SERIES O-Ring Face Seal (ORF) - Male Solid

		Hose I.D.	Thread Size	Tube O.D.	Hex Size	Part No.	
 <p>Hex</p>	1/4"	9/16x18	1/4"	5/8"	A29-4x4		
	1/4"	11/16x16	3/8"	3/4"	A29-4x6		
	3/8"	11/16x16	3/8"	3/4"	A29-6x6		
	3/8"	13/16x16	1/2"	7/8"	A29-6x8		
	1/2"	13/16x16	1/2"	7/8"	A29-8x8		
	1/2"	1x14	5/8"	1-1/16"	A29-8x10		
	1/2"	1-3/16x12	3/4"	1-1/4"	A29-8x12		
	5/8"	1x14	5/8"	1-1/16"	A29-10x10		
	5/8"	1-3/16x12	3/4"	1-1/4"	A29-10x12		
	3/4"	1-3/16x12	3/4"	1-1/4"	A29-12x12		
	1"	1-7/16x12	1"	1-1/2"	A29-16x16		
	Couplings are capped with O-ring included.						

A SERIES O-Ring Face Seal (ORF) - Female Swivel

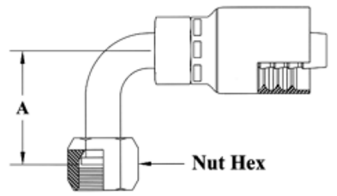
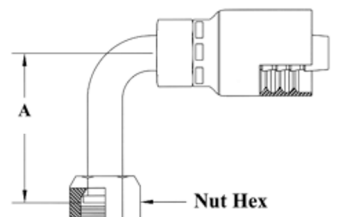
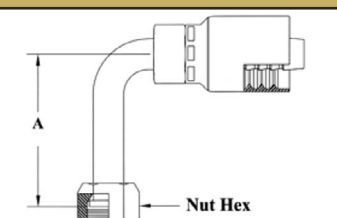
		Hose I.D.	Thread Size	Tube O.D.	Nut Hex	Part No.
 <p>Nut Hex</p>	1/4"	9/16x18	1/4"	11/16"	A30-4x4	
	1/4"	11/16x16	3/8"	13/16"	A30-4x6	
	1/4"	13/16x16	1/2"	15/16"	A30-4x8	
	3/8"	9/16x18	1/4"	11/16"	A30-6x4	
	3/8"	11/16x16	3/8"	13/16"	A30-6x6	
	3/8"	13/16x16	1/2"	15/16"	A30-6x8	
	1/2"	11/16x16	3/8"	13/16"	A30-8x6	
	1/2"	13/16x16	1/2"	15/16"	A30-8x8	
	1/2"	1x14	5/8"	1-1/8"	A30-8x10	
	1/2"	1-3/16x12	3/4"	1-3/8"	A30-8x12	
	5/8"	13/16x16	1/2"	15/16"	A30-10x8	
	5/8"	1x14	5/8"	1-1/8"	A30-10x10	
	5/8"	1-3/16x12	3/4"	1-3/8"	A30-10x12	
	3/4"	1x14	5/8"	1-1/8"	A30-12x10	
	3/4"	1-3/16x12	3/4"	1-3/8"	A30-12x12	
	3/4"	1-7/16x12	1"	1-5/8"	A30-12x16	
	1"	1-7/16x12	1"	1-5/8"	A30-16x16	
	1"	1-11/16x12	1-1/4"	1-7/8"	A30-16x20	
	1-1/4"	1-11/16x12	1-1/4"	1-7/8"	A30-20x20	

A SERIES O-Ring Face Seal (ORF) - 45° Female Swivel

		Hose I.D.	Thread Size	Tube O.D.	A - Drop Inches	Nut Hex	Part No.
 <p>Nut Hex</p>	1/4"	9/16x18	1/4"	0.41	11/16"	A31-4x4	
	1/4"	11/16x16	3/8"	0.48	13/16"	A31-4x6	
	3/8"	11/16x16	3/8"	0.43	13/16"	A31-6x6	
	3/8"	13/16x16	1/2"	0.60	15/16"	A31-6x8	
	1/2"	11/16x16	3/8"	0.43	13/16"	A31-8x6	
	1/2"	13/16x16	1/2"	0.59	15/16"	A31-8x8	
	1/2"	1x14	5/8"	0.68	1-1/8"	A31-8x10	
	1/2"	1-3/16x12	3/4"	0.83	1-3/8"	A31-8x12	
	5/8"	1x14	5/8"	0.68	1-1/8"	A31-10x10	
	5/8"	1-3/16x12	3/4"	0.83	1-3/8"	A31-10x12	
	3/4"	1x14	5/8"	0.68	1-1/8"	A31-12x10	
	3/4"	1-3/16x12	3/4"	0.83	1-3/8"	A31-12x12	
	3/4"	1-7/16x12	1"	1.15	1-5/8"	A31-12x16	
	1"	1-7/16x12	1"	1.15	1-5/8"	A31-16x16	
	1-1/4"	1-11/16x12	1-1/4"	1.07	1-7/8"	A31-20x20	

A SERIES COUPLINGS

Bite to the Wire Hydraulic Hose ends for 100R1/1SN thin cover (57MB-1, 1SN), 100R2 thin cover (57MB-2, R2AT), 2SN (2SN), 2SK (2SK), HY-PLUS I (HPI), & III (HPIII), 100R16/2SC (R16), CS-Guard R16, Dura-Hyd R16 (DH16), Dura-Hyd EX R16 (DHEX16), 100R17 (R17 & R17R), Dura-Hyd R17 (DH17 & WDH17), 100R19 (R19), & Jack hose (Male NPTF Solid Only) (JH). A Series couplings can be crimped in virtually all adjustable crimp machines. Some non-adjustable crimp equipment can produce crimp dimensions within CSI's recommended crimp specification. Trivalent Zinc Plating.

A SERIES		O-Ring Face Seal (ORF) - 90° Female Swivel								
HOSE	A	Hose I.D.	Thread Size	Tube O.D.	A - Drop Inches	Nut Hex	Part No.			
VAR CRIMP COUPLINGS	B		1/4"	9/16x18	1/4"	0.78	11/16"	A32-4x4		
			1/4"	11/16x16	3/8"	0.90	13/16"	A32-4x6		
			3/8"	9/16x18	1/4"	0.78	11/16"	A32-6x4		
			3/8"	11/16x16	3/8"	0.90	13/16"	A32-6x6		
			3/8"	13/16x16	1/2"	1.15	15/16"	A32-6x8		
			1/2"	11/16x16	3/8"	0.92	13/16"	A32-8x6		
			1/2"	13/16x16	1/2"	1.15	15/16"	A32-8x8		
			1/2"	1x14	5/8"	1.27	1-1/8"	A32-8x10		
			1/2"	1-3/16x12	3/4"	1.88	1-3/8"	A32-8x12		
			5/8"	13/16x16	1/2"	1.15	15/16"	A32-10x8		
GRIP CRIMP COUPLINGS	C		5/8"	1x14	5/8"	1.27	1-1/8"	A32-10x8		
			5/8"	1-3/16x12	3/4"	1.88	1-3/8"	A32-10x12		
			5/8"	1x14	5/8"	1.27	1-1/8"	A32-10x10		
			5/8"	1-3/16x12	3/4"	1.88	1-3/8"	A32-10x12		
3 SERIES THERMOPLASTIC	D		3/4"	1x14	5/8"	1.27	1-1/8"	A32-12x10		
			3/4"	1-3/16x12	3/4"	1.88	1-3/8"	A32-12x12		
			3/4"	1-7/16x12	1"	2.20	1-5/8"	A32-12x16		
			1"	1-7/16x12	1"	2.20	1-5/8"	A32-16x16		
1-1/4"	1-11/16x12	1-1/4"	2.51	1-7/8"	A32-20x20					
A SERIES		O-Ring Face Seal (ORF) - 90° Female Swivel Medium Drop								
QUICK COUPLERS	E	Hose I.D.	Thread Size	Tube OD	A-Drop Inches	Nut Hex	Part No.			
REUSABLES PUSH ON ACCESS.	F		1/4"	9/16x18	1/4"	1.26	11/16"	A34-4x4		
			3/8"	11/16x16	3/8"	1.51	13/16"	A34-6x6		
			3/8"	13/16x16	1/2"	1.62	15/16"	A34-6x8		
			1/2"	13/16x16	1/2"	1.62	15/16"	A34-8x8		
			5/8"	1x14	5/8"	1.85	1-1/8"	A34-10x10		
			3/4"	1-3/16x12	3/4"	2.28	1-3/8"	A34-12x12		
			1"	1-7/16x12	1"	2.78	1-5/8"	A34-16x16		
			1-1/4"	1-11/16x12	1-1/4"	3.09	1-7/8"	A34-20x20		
			A SERIES		O-Ring Face Seal (ORF) - 90° Female Swivel Long Drop					
			ADAPTERS	G	Hose I.D.	Thread Size	Tube O.D.	A - Drop Inches	Nut Hex	Part No.
FABRICATION EQUIPMENT	H		1/4"	9/16x18	1/4"	1.80	11/16"	A33-4x4		
			1/4"	11/16x16	3/8"	2.13	13/16"	A33-4x6		
			3/8"	11/16x16	3/8"	2.13	13/16"	A33-6x6		
			3/8"	13/16x16	1/2"	2.51	15/16"	A33-6x8		
			1/2"	13/16x16	1/2"	2.51	15/16"	A33-8x8		
			1/2"	1x14	5/8"	2.76	1-1/8"	A33-8x10		
			5/8"	1x14	5/8"	2.76	1-1/8"	A33-10x10		
			3/4"	1-3/16x12	3/4"	3.78	1-3/8"	A33-12x12		
			1"	1-7/16x12	1"	4.50	1-5/8"	A33-16x16		
			WWW.COUPLAMATIC.COM	J		3/4"	1-3/16x12	3/4"	3.78	1-3/8"
1"	1-7/16x12	1"	4.50	1-5/8"	A33-16x16					

A SERIES COUPLINGS

Bite to the Wire Hydraulic Hose ends for 100R1/1SN thin cover (57MB-1, 1SN), 100R2 thin cover (57MB-2, R2AT), 2SN (2SN), 2SK (2SK), HY-PLUS I (HPI), & III (HPIII), 100R16/2SC (R16), CS-Guard R16, Dura-Hyd R16 (DH16), Dura-Hyd EX R16 (DHEX16), 100R17 (R17 & R17R), Dura-Hyd R17 (DH17 & WDH17), 100R19 (R19), & Jack hose (Male NPTF Solid Only) (JH). A Series couplings can be crimped in virtually all adjustable crimp machines. Some non-adjustable crimp equipment can produce crimp dimensions within CSI's recommended crimp specification. **Trivalent Zinc Plating.**

A SERIES

O-Ring For O-Ring Face Seal (ORF)

	Thread Size	Tube OD	Part No.
	9/16x18	1/4"	4629x4
	11/16x16	3/8"	4629x6
	13/16x16	1/2"	4629x8
	1x14	5/8"	4629x10
	1-3/16x12	3/4"	4629x12
	1-7/16x12	1"	4629x16
	1-11/16x12	1-1/4"	4629x20

A SERIES

Male Inverted Flare

	Hose I.D.	Thread Size	Tube OD	Nut Hex	Part No.
	1/4"	7/16x24	1/4"	7/16"	A18-4x4
	1/4"	1/2x20	5/16"	1/2"	A18-4x5
	3/8"	5/8x18	3/8"	5/8"	A18-6x6

A SERIES

Male Inverted Flare - 45°

	Hose I.D.	Thread Size	Tube OD	A-Drop Inches	Nut Hex	Part No.
	1/4"	7/16x24	1/4"	1.08	7/16"	A19-4x4
	3/8"	5/8x18	3/8"	1.03	5/8"	A19-6x6

A SERIES

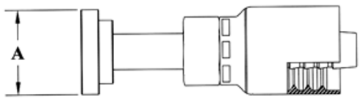
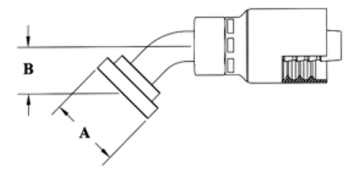
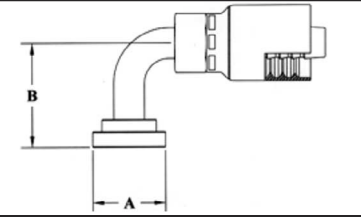
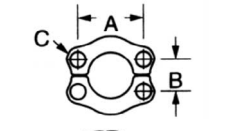
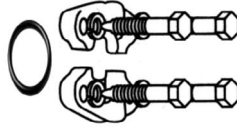
Male Inverted Flare - 90°

	Hose I.D.	Thread Size	Tube OD	A-Drop Inches	Nut Hex	Part No.
	1/4"	7/16x24	1/4"	1.23	7/16"	A20-4x4
	3/8"	5/8x18	3/8"	1.63	5/8"	A20-6x6

A	HOSE
B	VARIABLE CRIMP COUPLINGS
C	GRIP CRIMP COUPLINGS
D	3 SERIES THERMOPLASTIC
E	QUICK COUPLERS
F	REUSABLES, PUSHON, ACCESS.
G	ADAPTERS
H	FABRICATION EQUIPMENT
J	THREAD ID TECHNICAL
WWW.	COUPLAMATIC.COM

A SERIES COUPLINGS

Bite to the Wire Hydraulic Hose ends for 100R1/1SN thin cover (57MB-1, 1SN), 100R2 thin cover (57MB-2, R2AT), 2SN (2SN), 2SK (2SK), HY-PLUS I (HPI), & III (HPIII), 100R16/2SC (R16), CS-Guard R16, Dura-Hyd R16 (DH16), Dura-Hyd EX R16 (DHEX16), 100R17 (R17 & R17R), Dura-Hyd R17 (DH17 & WDH17), 100R19 (R19), & Jack hose (Male NPTF Solid Only) (JH). A Series couplings can be crimped in virtually all adjustable crimp machines. Some non-adjustable crimp equipment can produce crimp dimensions within CSI's recommended crimp specification. Trivalent Zinc Plating.

HOSE	A SERIES		Code 61 Split Flange - Straight			Part No.	
	Hose I.D.	Flange Size	A-Dia Inches				
A VARIABLE CRIMP COUPLINGS		1/2"	1/2"	1.19		A47-8x8	
		1/2"	3/4"	1.50		A47-8x12	
		3/4"	3/4"	1.50		A47-12x12	
		3/4"	1"	1.75		A47-12x16	
		1"	1"	1.75		A47-16x16	
		1"	1-1/4"	2.00		A47-16x20	
		1-1/4"	1-1/4"	2.00		A47-20x20	
GRIP CRIMP COUPLINGS	A SERIES		Code 61 Split Flange - 45° Bend			Part No.	
	Hose I.D.	Flange Size	A-Dia Inches	B-Drop Inches			
D 3 SERIES THERMOPLASTIC		1/2"	1/2"	1.19	0.78	A50-8x8	
		3/4"	3/4"	1.50	1.00	A50-12x12	
		3/4"	1"	1.75	1.00	A50-12x16	
		1"	1"	1.75	1.12	A50-16x16	
		1-1/4"	1-1/4"	2.00	1.12	A50-20x20	
QUICK COUPLERS	A SERIES		Code 61 Split Flange - 90° Bend			Part No.	
	Hose I.D.	Flange Size	A-Dia Inches	B-Drop Inches			
F REUSABLE PUSH-ON ACCESS.		1/2"	1/2"	1.19	1.62	A53-8x8	
		1/2"	3/4"	1.50	1.68	A53-8x12	
		3/4"	3/4"	1.50	2.12	A53-12x12	
		3/4"	1"	1.75	2.12	A53-12x16	
		1"	1"	1.75	2.38	A53-16x16	
		1"	1-1/4"	2.00	2.38	A53-16x20	
		1-1/4"	1-1/4"	2.00	2.62	A53-20x20	
ADAPTERS	A SERIES		Code 61 Split Flange Kits			Complete Kit Part No.	O-Ring Part No.
	Flange Size	A Inches	B Inches	C Inches			
H FABRICATION EQUIPMENT		3/4"	1.88	.88	13/32	SFK-12	12252
		1"	2.06	1.03	13/32	SFK-16	16252
		1-1/4"	2.31	1.19	15/32	SFK-20	20252
J THREAD ID TECHNICAL							
WWW.COUPAMATIC.COM							

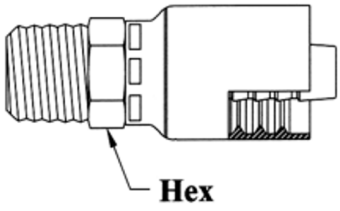
A SERIES COUPLINGS

Bite to the Wire Hydraulic Hose ends for 100R1/1SN thin cover (57MB-1, 1SN), 100R2 thin cover (57MB-2, R2AT), 2SN (2SN), 2SK (2SK), HY-PLUS I (HPI), & III (HPIII), 100R16/2SC (R16), CS-Guard R16, Dura-Hyd R16 (DH16), Dura-Hyd EX R16 (DHEX16), 100R17 (R17 & R17R), Dura-Hyd R17 (DH17 & WDH17), 100R19 (R19), & Jack hose (Male NPTF Solid Only) (JH). A Series couplings can be crimped in virtually all adjustable crimp machines. Some non-adjustable crimp equipment can produce crimp dimensions within CSI's recommended crimp specification.

Trivalent Zinc Plating.

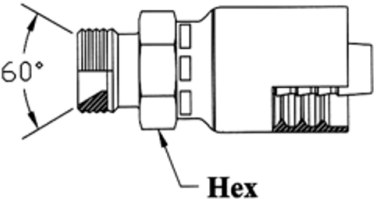
A SERIES

BSPT - British Standard Tapered - Male Pipe Solid

Hose I.D.	BSPT Size	Thread Size	Hex Size	Part No.
 <p>Hex</p>	1/4"	1/4"	R-1/4-19	5/8"
	3/8"	3/8"	R-3/8-19	3/4"
	1/2"	1/2"	R-1/2-14	7/8"
	3/4"	3/4"	R-3/4-14	1-1/8"
<p>R. as part of thread size is ISO designation for tapered thread</p>				

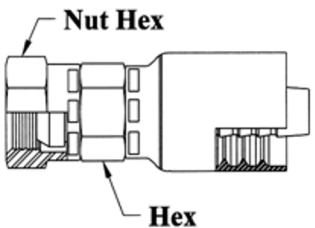
A SERIES

BSPP - British Standard Parallel 60° Seat - Male Pipe Solid

Hose I.D.	BSPP Size	Thread Size	Hex Size	Part No.
 <p>60°</p> <p>Hex</p>	1/4"	1/4"	G-1/4-19	11/16"
	3/8"	3/8"	G-3/8-19	3/4"
	3/8"	1/2"	G-1/2-14	1"
	1/2"	1/2"	G-1/2-14	1"
	3/4"	3/4"	G-3/4-14	1-1/8"
<p>G. as part of thread size is ISO designation for parallel thread</p>				

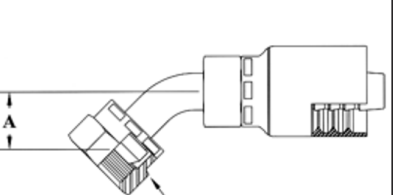
A SERIES

BSPP - British Standard Parallel 60° Cone - Female Swivel

Hose I.D.	BSPP Size	Thread Size	Hex Size	Nut Hex	Part No.
 <p>Nut Hex</p> <p>Hex</p>	1/4"	1/4"	G-1/4-19	9/16"	3/4"
	1/4"	3/8"	G-3/8-19	3/4"	7/8"
	3/8"	3/8"	G-3/8-19	3/4"	7/8"
	3/8"	1/2"	G-1/2-14	3/4"	1"
	1/2"	1/2"	G-1/2-14	7/8"	1"
	5/8"	5/8"	G-5/8-14	15/16"	1-3/16"
	3/4"	3/4"	G-3/4-14	1-1/8"	1-1/4"
	1"	1"	G-1-11	1-3/8"	1-1/2"
	1-1/4"	1-1/4"	G-1-1/4-11	1-11/16"	1-7/8"
	<p>G. as part of thread size is ISO designation for parallel thread</p>				

A SERIES

BSPP - British Standard Parallel 60° Cone - 45° Bend Female Swivel

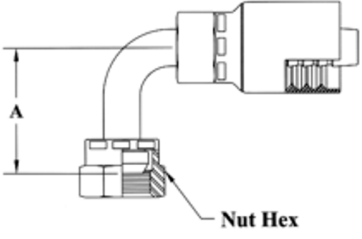
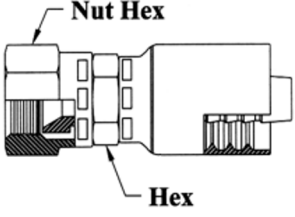
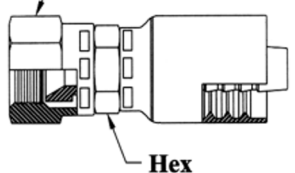
Hose I.D.	BSPP Size	Thread Size	A-Drop Inches	Nut Hex	Part No.
 <p>Nut Hex</p> <p>A</p>	1/4"	1/4"	G-1/4-19	0.91	3/4"
	3/8"	3/8"	G-3/8-19	0.90	7/8"
	1/2"	1/2"	G-1/2-14	0.87	1"
	3/4"	3/4"	G-3/4-14	1.31	1-1/4"
<p>G. as part of thread size is ISO designation for parallel thread</p>					

A HOSE
B VAR-CRIMP COUPLINGS
C GRIP CRIMP COUPLINGS
D 3 SERIES THERMOPLASTIC
E QUICK COUPLERS
F REUSABLES, PUSHON, ACCESS.
G ADAPTERS
H FABRICATION EQUIPMENT
J THREAD ID TECHNICAL
 WWW.COUPLMATIC.COM

A SERIES COUPLINGS

Bite to the Wire Hydraulic Hose ends for 100R1/1SN thin cover (57MB-1, 1SN), 100R2 thin cover (57MB-2, R2AT), 2SN (2SN), 2SK (2SK), HY-PLUS I (HPI), & III (HPIII), 100R16/2SC (R16), CS-Guard R16, Dura-Hyd R16 (DH16), Dura-Hyd EX R16 (DHEX16), 100R17 (R17 & R17R), Dura-Hyd R17 (DH17 & WDH17), 100R19 (R19), & Jack hose (Male NPTF Solid Only) (JH). A Series couplings can be crimped in virtually all adjustable crimp machines. Some non-adjustable crimp equipment can produce crimp dimensions within CSI's recommended crimp specification.

Trivalent Zinc Plating.

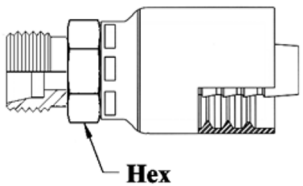
HOSE	A SERIES		BSPP - British Standard Parallel 60° Cone - 90° Bend Female Swivel			Part No.	
	Hose I.D.	BSPP Size	Thread Size	A-Drop Inches	Nut Hex		
A VARIABLE CRIMP COUPLINGS		1/4"	1/4"	G-1/4-19	1.50	3/4"	A46-4x4
		3/8"	3/8"	G-3/8-19	1.60	7/8"	A46-6x6
		1/2"	1/2"	G-1/2-14	1.89	1"	A46-8x8
		5/8"	5/8"	G-5/8-14	1.83	1-3/16"	A46-10x10
		3/4"	3/4"	G-3/4-14	2.55	1-1/4"	A46-12x12
		1"	1"	G-1-11	2.98	1-1/2"	A46-16x16
		G. as part of thread size is ISO designation for parallel thread					
C GRIP CRIMP COUPLINGS	A SERIES		JIS 30° Flare Parallel Pipe - Female Swivel			Part No.	
	Hose I.D.	Tube Size	Thread Size	Hex Size	Nut Hex		
D 3 SERIES THERMOPLASTIC		1/4"	1/4"	G-1/4-19	5/8"	3/4"	A40-4x4
		3/8"	3/8"	G-3/8-19	11/16"	7/8"	A40-6x6
		1/2"	1/2"	G-1/2-14	7/8"	1-1/16"	A40-8x8
		3/4"	3/4"	G-3/4-14	1-1/8"	1-1/4"	A40-12x12
		1"	1"	G-1-11	1-3/8"	1-1/2"	A40-16x16
G. as part of thread size is ISO designation for parallel thread							
E QUICK COUPLERS	A SERIES		Komatsu 30° Flare - Female Swivel			Part No.	
	Hose I.D.	Thread Size	Hex Size	Nut Hex	Part No.		
F REUSABLES PUSH ON ACCESS.		1/4"	M14x1.5	5/8"	3/4"	A39-4x14	
		3/8"	M18x1.5	11/16"	7/8"	A39-6x18	
		1/2"	M22x1.5	7/8"	1"	A39-8x22	
		5/8"	M24x1.5	1"	1-1/4"	A39-10x24	
		3/4"	M30x1.5	1-1/8"	1-3/8"	A39-12x30	
		1"	M33x1.5	1-3/8"	1-1/2"	A39-16x33	
G ADAPTERS							
H FABRICATION EQUIPMENT							
J THREAD ID TECHNICAL							
WWW.COUPLAMATIC.COM							

A SERIES COUPLINGS

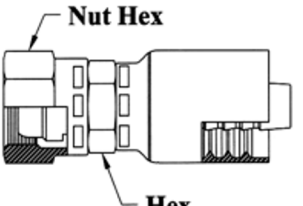
Bite to the Wire Hydraulic Hose ends for 100R1/1SN thin cover (57MB-1, 1SN), 100R2 thin cover (57MB-2, R2AT), 2SN (2SN), 2SK (2SK), HY-PLUS I (HPI), & III (HPIII), 100R16/2SC (R16), CS-Guard R16, Dura-Hyd R16 (DH16), Dura-Hyd EX R16 (DHEX16), 100R17 (R17 & R17R), Dura-Hyd R17 (DH17 & WDH17), 100R19 (R19), & Jack hose (Male NPTF Solid Only) (JH). A Series couplings can be crimped in virtually all adjustable crimp machines. Some non-adjustable crimp equipment can produce crimp dimensions within CSI's recommended crimp specification.

Trivalent Zinc Plating.

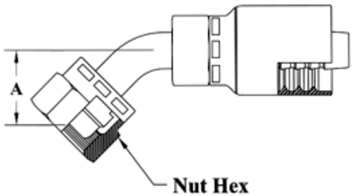
A SERIES DIN Light 24° Seat - Male Solid

		Hose I.D.	Thread Size	Tube OD	Hex Size	Part No.
 <p>Hex</p>	1/4"	M14x1.5	8mm	5/8"	A66-4x8	
	3/8"	M16x1.5	10mm	3/4"	A66-6x10	
	3/8"	M18x1.5	12mm	3/4"	A66-6x12	
	1/2"	M22x1.5	15mm	7/8"	A66-8x15	
	5/8"	M26x1.5	18mm	1-1/16"	A66-10x18	
	3/4"	M30x2.0	22mm	1-1/4"	A66-12x22	

A SERIES DIN Light Universal Seat - Female Swivel

		Hose I.D.	Tube Size	Thread Size	Hex Size	Nut Hex	Part No.
 <p>Nut Hex</p> <p>Hex</p>	1/4"	6mm	M12x1.5	5/8"	11/16"	A37-4x6	
	1/4"	8mm	M14x1.5	5/8"	11/16"	A37-4x8	
	1/4"	10mm	M16x1.5	5/8"	3/4"	A37-4x10	
	3/8"	10mm	M16x1.5	11/16"	3/4"	A37-6x10	
	3/8"	12mm	M18x1.5	11/16"	7/8"	A37-6x12	
	1/2"	15mm	M22x1.5	7/8"	1-1/16"	A37-8x15	
	5/8"	18mm	M26x1.5	15/16"	1-1/4"	A37-10x18	
	3/4"	22mm	M30x2.0	1-1/8"	1-1/2"	A37-12x22	
	1"	28mm	M36x2.0	1-3/8"	1-7/8"	A37-16x28	

A SERIES DIN Light Universal Seat - Female Swivel 45° Bend

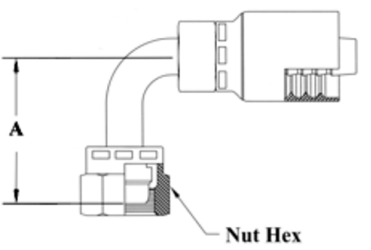
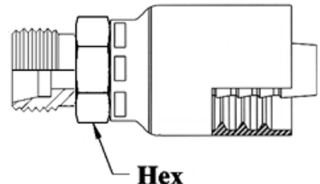
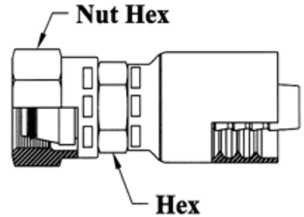
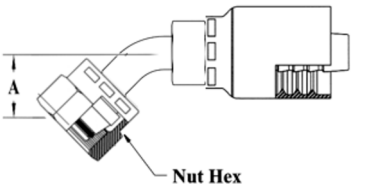
		Hose I.D.	Tube Size	Thread Size	A-Drop Inches	Nut Hex	Part No.
 <p>Nut Hex</p>	1/4"	8mm	M14x1.5	0.97	11/16"	A41-4x8	
	1/4"	10mm	M16x1.5	0.96	3/4"	A41-4x10	
	3/8"	10mm	M16x1.5	0.96	3/4"	A41-6x10	
	3/8"	12mm	M18x1.5	1.00	7/8"	A41-6x12	
	1/2"	15mm	M22x1.5	1.18	1-1/16"	A41-8x15	
	5/8"	18mm	M26x1.5	1.25	1-1/4"	A41-10x18	
	3/4"	22mm	M30x2.0	1.41	1-1/2"	A41-12x22	

Visit www.couplamatic.com or call your sales representative to get the most current crimp charts.

A HOSE
B VAR-CRIMP COUPLINGS
C GRIP CRIMP COUPLINGS
D 3 SERIES THERMOPLASTIC
E QUICK COUPLERS
F REUSABLES, PUSHON, ACCESS.
G ADAPTERS
H FABRICATION EQUIPMENT
J THREAD ID TECHNICAL
WWW.COULAMATIC.COM

A SERIES COUPLINGS

Bite to the Wire Hydraulic Hose ends for 100R1/1SN thin cover (57MB-1, 1SN), 100R2 thin cover (57MB-2, R2AT), 2SN (2SN), 2SK (2SK), HY-PLUS I (HPI), & III (HPIII), 100R16/2SC (R16), CS-Guard R16, Dura-Hyd R16 (DH16), Dura-Hyd EX R16 (DHEX16), 100R17 (R17 & R17R), Dura-Hyd R17 (DH17 & WDH17), 100R19 (R19), & Jack hose (Male NPTF Solid Only) (JH). A Series couplings can be crimped in virtually all adjustable crimp machines. Some non-adjustable crimp equipment can produce crimp dimensions within CSI's recommended crimp specification. Trivalent Zinc Plating.

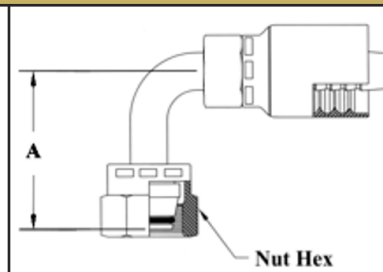
HOSE	A SERIES		DIN Light Universal Seat - Female Swivel 90° Bend			Trivalent Zinc Plating.			
			Hose I.D.	Tube Size	Thread Size	A - Drop Inches	Nut Hex	Part No.	
A VARIABLE CRIMP COUPLINGS		1/4"	8mm	M14x1.5	1.48	11/16"	A44-4x8		
		1/4"	10mm	M16x1.5	1.65	3/4"	A44-4x10		
		3/8"	10mm	M16x1.5	1.65	3/4"	A44-6x10		
		3/8"	12mm	M18x1.5	1.65	7/8"	A44-6x12		
		1/2"	15mm	M22x1.5	1.93	1-1/16"	A44-8x15		
		5/8"	18mm	M26x1.5	2.31	1-1/4"	A44-10x18		
		3/4"	22mm	M30x2.0	2.59	1-1/2"	A44-12x22		
C GRIP CRIMP COUPLINGS	A SERIES		DIN Heavy 24° Seat - Male Solid						
D 3 SERIES THERMOPLASTIC			Hose I.D.	Thread Size	Tube Size	Hex Size	Part No.		
		1/4"	M16x1.5	8mm	5/8"	A67-4x8			
		1/4"	M18x1.5	10mm	11/16"	A67-4x10			
		3/8"	M18x1.5	10mm	3/4"	A67-6x10			
		3/8"	M20x1.5	12mm	13/16"	A67-6x12			
		1/2"	M24x1.5	16mm	7/8"	A67-8x16			
		5/8"	M30x2.0	20mm	1-1/4"	A67-10x20			
E QUICK COUPLERS	A SERIES		DIN Heavy 24° Seat - Female Swivel						
F REUSABLE PUSH-ON ACCESS.			Hose I.D.	Tube Size	Thread Size	Hex Size	Nut Hex	Part No.	
		1/4"	8mm	M16x1.5	5/8"	3/4"	A38-4x8		
		1/4"	10mm	M18x1.5	5/8"	7/8"	A38-4x10		
		3/8"	10mm	M18x1.5	3/4"	7/8"	A38-6x10		
		3/8"	12mm	M20x1.5	3/4"	1"	A38-6x12		
		3/8"	14mm	M22x1.5	3/4"	1-1/16"	A38-6x14		
		1/2"	16mm	M24x1.5	7/8"	1-1/8"	A38-8x16		
		5/8"	20mm	M30x2.0	1-1/8"	1-1/2"	A38-10x20		
		3/4"	20mm	M30x2.0	1-1/8"	1-1/2"	A38-12x20		
		3/4"	25mm	M36x2.0	1-3/8"	1-7/8"	A38-12x25		
		1"	30mm	M42x2.0	1-11/16"	2"	A38-16x30		
				O-Ring Included					
		H FABRICATION EQUIPMENT	A SERIES		DIN Heavy 24° Seat - Female Swivel 45° Bend				
J THREAD ID TECHNICAL			Hose I.D.	Tube Size	Thread Size	A-Drop Inches	Nut Hex	Part No.	
		1/4"	10mm	M18x1.5	0.96	7/8"	A42-4x10		
		3/8"	12mm	M20x1.5	1.13	1"	A42-6x12		
		1/2"	16mm	M24x1.5	1.25	1-1/8"	A42-8x16		
		5/8"	20mm	M30x2.0	1.50	1-1/2"	A42-10x20		
WWW COUPLAMATIC COM									

A SERIES COUPLINGS

Bite to the Wire Hydraulic Hose ends for 100R1/1SN thin cover (57MB-1, 1SN), 100R2 thin cover (57MB-2, R2AT), 2SN (2SN), 2SK (2SK), HY-PLUS I (HPI), & III (HPIII), 100R16/2SC (R16), CS-Guard R16, Dura-Hyd R16 (DH16), Dura-Hyd EX R16 (DHEX16), 100R17 (R17 & R17R), Dura-Hyd R17 (DH17 & WDH17), 100R19 (R19), & Jack hose (Male NPTF Solid Only) (JH). A Series couplings can be crimped in virtually all adjustable crimp machines. Some non-adjustable crimp equipment can produce crimp dimensions within CSI's recommended crimp specification. **Trivalent Zinc Plating.**

A SERIES

DIN Heavy 24° Seat - Female
Swivel 90° Bend



Hose I.D.	Tube Size	Thread Size	A-Drop Inches	Nut Hex	Part No.
1/4"	10mm	M18x1.5	1.50	7/8"	A45-4x10
3/8"	12mm	M20x1.5	1.95	1"	A45-6x12
3/8"	14mm	M22x1.5	2.07	1-1/16"	A45-6x14
1/2"	16mm	M24x1.5	2.05	1-1/8"	A45-8x16
5/8"	20mm	M30x2.0	2.38	1-1/2"	A45-10x20

O-Ring Included

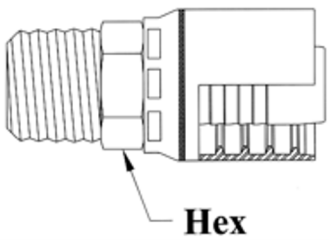
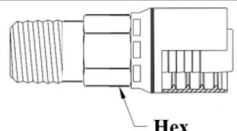
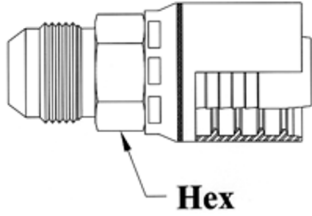
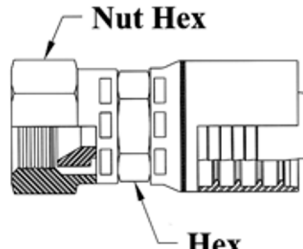
A	HOSE
B	VARIABLE CRIMP COUPLINGS
C	GRIP CRIMP COUPLINGS
D	3 SERIES THERMOPLASTIC
E	QUICK COUPLERS
F	REUSABLES, PUSHON, ACCESS.
G	ADAPTERS
H	FABRICATION EQUIPMENT
J	THREAD ID TECHNICAL
WWW.	COUPLAMATIC.COM

Visit www.couplamatic.com or call your sales representative to get the most current crimp charts.

GW SERIES 100R12 NO-SKIVE COUPLINGS

Bite to the Wire Hose Ends for 100R12 Four Spiral (SP580, R12, and DHEXR12), CS-Flex 4, CS-Guard Flex 4, CS-Flex 5 (1/2" to 1-1/4"), CS-Flex 6 (1/2" to 1"), 100R2 Thin Cover (3/4" thru 1-1/4"), 2SN (3/4"-2"), and 100R4 (1-1/2" & 2"). **NO SKIVE REQUIRED.** The GW Series Four Spiral Coupling is compatible with some fixed and virtually all adjustable spiral crimp machines on the market. Check crimp O.D. carefully.

Trivalent Zinc Plating

A HOSE	GW SERIES		NPTF - Male Solid			Part No.			
	Hose I.D.	Pipe Size	Thread Size	Hex Size					
B WIRE CRIMP COUPLINGS		1/2"	1/2"	1/2-14	7/8"	GW01-8x8			
		1/2"	3/4"	3/4-14	1-1/8"	GW01-8x12			
		5/8"	1/2"	1/2-14	15/16"	GW01-10x8			
		5/8"	3/4"	3/4-14	1-1/8"	GW01-10x12			
		3/4"	3/4"	3/4-14	1-1/8"	GW01-12x12			
		3/4"	1"	1-11 1/2	1-3/8"	GW01-12x16			
		1"	3/4"	3/4-14	1-3/8"	GW01-16x12			
		1"	1"	1-11 1/2	1-3/8"	GW01-16x16			
		1-1/4"	1-1/4"	1 1/4-11 1/2	1-11/16"	GW01-20x20			
		1-1/2"	1-1/2"	1 1/2-11 1/2	2"	GW01-24x24			
2"	2"	2-11 1/2	2-1/2"	GW01-32x32					
C GRIP CRIMP COUPLINGS	GW SERIES		NPTF (API Thread) - Male Solid						
D 3 SERIES THERMOPLASTIC		Hose I.D.	Pipe Size	Thread Size	Hex Size	Part No.			
		2"	2"	2-11 1/2	2-1/2"	GWAP-32x32			
E QUICK COUPLERS	GW SERIES		JIC 37° - Male Solid						
F REUSABLE PUSH ON ACCESS.		Hose I.D.	Tube Size	Thread Size	Hex Size	Part No.			
		1/2"	1/2"	3/4x16	7/8"	GW08-8x8			
		1/2"	5/8"	7/8x14	7/8"	GW08-8x10			
		5/8"	5/8"	7/8x14	15/16"	GW08-10x10			
		5/8"	3/4"	1-1/16x12	1-1/8"	GW08-10x12			
		3/4"	3/4"	1-1/16x12	1-1/8"	GW08-12x12			
		3/4"	7/8"	1-3/16x12	1-3/8"	GW08-12x14			
		3/4"	1"	1-5/16x12	1-3/8"	GW08-12x16			
		1"	1"	1-5/16x12	1-3/8"	GW08-16x16			
		1-1/4"	1-1/4"	1-5/8x12	1-11/16"	GW08-20x20			
1-1/2"	1-1/2"	1-7/8x12	2"	GW08-24x24					
G ADAPTERS	GW SERIES		JIC 37° - Female Swivel						
H FABRICATION EQUIPMENT		Hose I.D.	Tube Size	Thread Size	Hex Size	Nut Hex	Part No.		
		1/2"	3/8"	9/16x18	7/8"	11/16"	GW09-8x6		
		1/2"	1/2"	3/4x16	7/8"	7/8"	GW09-8x8		
		1/2"	5/8"	7/8x14	7/8"	1"	GW09-8x10		
		1/2"	3/4"	1-1/16x12	1-1/8"	1-1/4"	GW09-8x12		
		5/8"	5/8"	7/8x14	15/16"	1"	GW09-10x10		
		5/8"	3/4"	1-1/16x12	1-1/8"	1-1/4"	GW09-10x12		
		3/4"	5/8"	7/8x14	1-1/8"	1"	GW09-12x10		
		3/4"	3/4"	1-1/16x12	1-1/8"	1-1/4"	GW09-12x12		
		3/4"	7/8"	1-3/16x12	1-1/4"	1-1/2"	GW09-12x14		
J THREAD ID TECHNICAL		3/4"	1"	1-5/16x12	1-3/8"	1-1/2"	GW09-12x16		
		1"	3/4"	1-1/16x12	1-3/8"	1-1/4"	GW09-16x12		
		1"	1"	1-5/16x12	1-3/8"	1-1/2"	GW09-16x16		
		1"	1-1/4"	1-5/8x12	1-11/16"	2"	GW09-16x20		
		1-1/4"	1-1/4"	1-5/8x12	1-11/16"	2"	GW09-20x20		
		1-1/4"	1-1/2"	1-7/8x12	1-7/8"	2-1/4"	GW09-20x24		
		1-1/2"	1-1/2"	1-7/8x12	2"	2-1/4"	GW09-24x24		
		2"	2"	2-1/2x12	2-1/2"	2-7/8"	GW09-32x32		
		WWW COUPLAMATIC.COM		1"	1"	1-5/16x12	1-3/8"	1-1/2"	GW09-16x16
				1"	1"	1-5/16x12	1-3/8"	1-1/2"	GW09-16x16

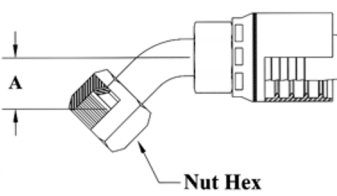
GW SERIES 100R12 NO-SKIVE COUPLINGS

Bite to the Wire Hose Ends for 100R12 Four Spiral (SP580, R12, and DHEXR12), CS-Flex 4, CS-Guard Flex 4, CS-Flex 5 (1/2" to 1-1/4"), CS-Flex 6 (1/2" to 1"), 100R2 Thin Cover (3/4" thru 1-1/4"), 2SN (3/4"-2"), and 100R4 (1-1/2" & 2"). **NO SKIVE REQUIRED.** The GW Series Four Spiral Coupling is compatible with some fixed and virtually all adjustable spiral crimp machines on the market. Check crimp O.D. carefully.

Trivalent Zinc Plating

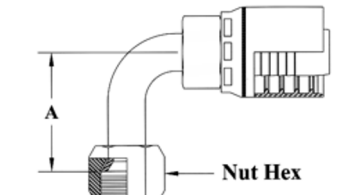
GW SERIES

JIC 37° - 45° Female Swivel

	Hose I.D.	Tube Size	Thread Size	A-Drop Inches	Nut Hex	Part No.
	1/2"	1/2"	3/4x16	0.71	7/8"	GW25-8x8
	1/2"	5/8"	7/8x14	0.84	1"	GW25-8x10
	3/4"	3/4"	1-1/16x12	1.12	1-1/4"	GW25-12x12
	3/4"	1"	1-5/16x12	1.15	1-1/2"	GW25-12x16
	1"	1"	1-5/16x12	1.15	1-1/2"	GW25-16x16
	1-1/4"	1-1/4"	1-5/8x12	1.69	2"	GW25-20x20
	1-1/2"	1-1/2"	1-7/8x12	1.70	2-1/4"	GW25-24x24

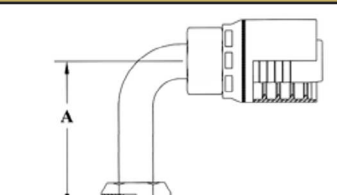
GW SERIES

JIC 37° - 90° Female Swivel

	Hose I.D.	Tube Size	Thread Size	A-Drop Inches	Nut Hex	Part No.
	1/2"	1/2"	3/4x16	1.15	7/8"	GW26-8x8
	1/2"	5/8"	7/8x14	1.23	1"	GW26-8x10
	5/8"	5/8"	7/8x14	1.23	1"	GW26-10x10
	5/8"	3/4"	1-1/16x12	1.88	1-1/4"	GW26-10x12
	3/4"	3/4"	1-1/16x12	1.88	1-1/4"	GW26-12x12
	3/4"	1"	1-5/16x12	2.25	1-1/2"	GW26-12x16
	1"	1"	1-5/16x12	2.66	1-1/2"	GW26-16x16
	1-1/4"	1-1/4"	1-5/8x12	3.31	2"	GW26-20x20
	1-1/2"	1-1/2"	1-7/8x12	3.95	2-1/4"	GW26-24x24
	2"	2"	2-1/2x12	4.64	2-7/8"	GW26-32x32

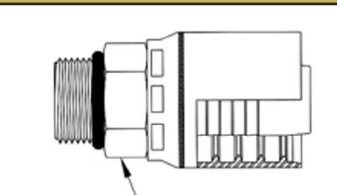
GW SERIES

JIC 37° - 90° Long Drop Female Swivel

	Hose I.D.	Tube Size	Thread Size	A-Drop Inches	Nut Hex	Part No.
	3/4"	3/4"	1-1/16x12	3.73	1-1/4"	GW27-12x12
	1"	1"	1-5/16x12	4.50	1-1/2"	GW27-16x16

GW SERIES

ORB - Male Solid

	Hose I.D.	Tube Size	Thread Size	Hex Size	Part No.
	5/8"	3/4"	1-1/16x12	1-1/4"	GW11-10x12
	3/4"	3/4"	1-1/16x12	1-1/4"	GW11-12x12
	1"	1"	1-5/16x12	1-1/2"	GW11-16x16

A
HOSE

B
VARICRIMP
COUPLINGS

C
GRIP CRIMP
COUPLINGS

D
3 SERIES
THERMOPLASTIC

E
QUICK
COUPLERS

F
REUSABLES,
PUSHON, ACCESS.

G
ADAPTERS

H
FABRICATION
EQUIPMENT

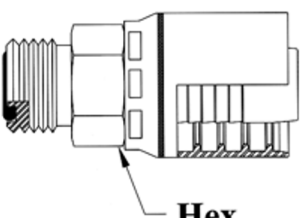
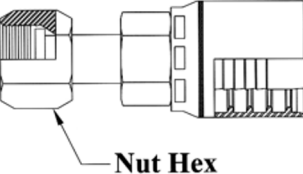
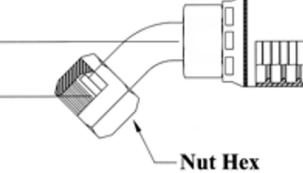
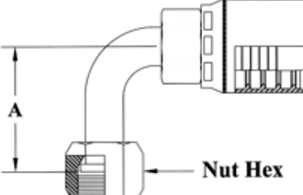
J
THREAD ID
TECHNICAL

WWW.
COUPLAMATIC
COM

GW SERIES 100R12 NO-SKIVE COUPLINGS

Bite to the Wire Hose Ends for 100R12 Four Spiral (SP580, R12, and DHEXR12), CS-Flex 4, CS-Guard Flex 4, CS-Flex 5 (1/2" to 1-1/4"), CS-Flex 6 (1/2" to 1"), 100R2 Thin Cover (3/4" thru 1-1/4"), 2SN (3/4"-2"), and 100R4 (1-1/2" & 2"). **NO SKIVE REQUIRED.** The GW Series Four Spiral Coupling is compatible with some fixed and virtually all adjustable spiral crimp machines on the market. Check crimp O.D. carefully.

Trivalent Zinc Plating

HOSE A	GW SERIES O-Ring Face Seal (ORF) - Male Solid						
	Hose I.D.	Tube Size	Thread Size	Hex Size	Part No.		
VARIABLE CRIMP COUPLINGS B		1/2"	1/2"	13/16x16	7/8"	GW29-8x8	
		3/4"	3/4"	1-3/16x12	1-1/4"	GW29-12x12	
		1"	1"	1-7/16x12	1-1/2"	GW29-16x16	
Couplings are capped with O-ring included.							
GRIP CRIMP COUPLINGS C	GW SERIES O-Ring Face Seal (ORF) - Female Swivel						
	Hose I.D.	Tube Size	Thread Size	Nut Hex	Part No.		
3 SERIES THERMOPLASTIC D		1/2"	1/2"	13/16x16	15/16"	GW30-8x8	
		1/2"	5/8"	1x14	1-1/8"	GW30-8x10	
		1/2"	3/4"	1-3/16x12	1-3/8"	GW30-8x12	
		5/8"	5/8"	1x14	1-1/8"	GW30-10x10	
		5/8"	3/4"	1-3/16x12	1-3/8"	GW30-10x12	
		3/4"	5/8"	1x14	1-1/8"	GW30-12x10	
		3/4"	3/4"	1-3/16x12	1-3/8"	GW30-12x12	
		3/4"	1"	1-7/16x12	1-5/8"	GW30-12x16	
		1"	1"	1-7/16x12	1-5/8"	GW30-16x16	
		1"	1-1/4"	1-11/16x12	1-7/8"	GW30-16x20	
QUICK COUPLERS E		1-1/4"	1-1/4"	1-11/16x12	1-7/8"	GW30-20x20	
		1-1/2"	1-1/2"	2x12	2-1/4"	GW30-24x24	
REUSABLE PUSH-ON ACCESS F	GW SERIES O-Ring Face Seal (ORF) - 45° Female Swivel						
	Hose I.D.	Tube Size	Thread Size	A-Drop Inches	Hex Size	Part No.	
ADAPTERS G		1/2"	1/2"	13/16x16	0.59	15/16"	GW31-8x8
		1/2"	5/8"	1x14	0.68	1-1/8"	GW31-8x10
		5/8"	5/8"	1x14	0.68	1-1/8"	GW31-10x10
		3/4"	3/4"	1-3/16x12	0.84	1-3/8"	GW31-12x12
		3/4"	1"	1-7/16x12	1.14	1-5/8"	GW31-12x16
		1"	1"	1-7/16x12	1.14	1-5/8"	GW31-16x16
		1"	1-1/4"	1-11/16x12	1.10	1-7/8"	GW31-16x20
		1-1/4"	1-1/4"	1-11/16x12	1.07	1-7/8"	GW31-20x20
FABRICATION EQUIPMENT H	GW SERIES O-Ring Face Seal (ORF) - 90° Female Swivel						
	Hose I.D.	Tube Size	Thread Size	A-Drop Inches	Nut Hex	Part No.	
THREAD ID TECHNICAL J		1/2"	1/2"	13/16x16	1.15	15/16"	GW32-8x8
		1/2"	5/8"	1x14	1.27	1-1/8"	GW32-8x10
		5/8"	5/8"	1x14	1.27	1-1/8"	GW32-10x10
		5/8"	3/4"	1-3/16x12	1.88	1-3/8"	GW32-10x12
		3/4"	5/8"	1x14	1.27	1-1/8"	GW32-12x10
		3/4"	3/4"	1-3/16x12	1.88	1-3/8"	GW32-12x12
		3/4"	1"	1-7/16x12	2.20	1-5/8"	GW32-12x16
		1"	1"	1-7/16x12	2.20	1-5/8"	GW32-16x16
		1"	1-1/4"	1-11/16x12	2.52	1-7/8"	GW32-16x20
		1-1/4"	1-1/4"	1-11/16x12	2.51	1-7/8"	GW32-20x20
WWW COUPLAMATIC COM							

GW SERIES 100R12 NO-SKIVE COUPLINGS

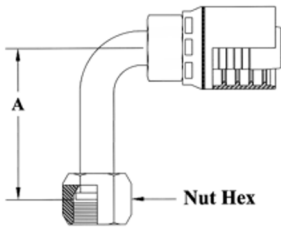
Bite to the Wire Hose Ends for 100R12 Four Spiral (SP580, R12, and DHEXR12), CS-Flex 4, CS-Guard Flex 4, CS-Flex 5 (1/2" to 1-1/4"), CS-Flex 6 (1/2" to 1"), 100R2 Thin Cover (3/4" thru 1-1/4"), 2SN (3/4"-2"), and 100R4 (1-1/2" & 2"). **NO SKIVE REQUIRED.** The GW Series Four Spiral Coupling is compatible with some fixed and virtually all adjustable spiral crimp machines on the market. Check crimp O.D. carefully.

Trivalent Zinc Plating

GW SERIES

O-Ring Face Seal (ORF) - 90° Female Swivel Long drop

Hose I.D.	Tube Size	Thread Size	A-Drop Inches	Nut Hex	Part No.
1/2"	1/2"	13/16x16	2.51	15/16"	GW33-8x8
1/2"	5/8"	1x14	2.76	1-1/8"	GW33-8x10
3/4"	3/4"	1-3/16x12	3.78	1-3/8"	GW33-12x12
1"	1"	1-7/16x12	4.50	1-5/8"	GW33-16x16



A
HOSE

B
VARICRIMP
COUPLINGS

GW SERIES

O-Ring For O-Ring Face Seal (ORF)

Thread Size	Tube OD	Part No.
13/16x16	1/2"	4629x8
1x14	5/8"	4629x10
1-3/16x12	3/4"	4629x12
1-7/16x12	1"	4629x16
1-11/16x12	1-1/4"	4629x20



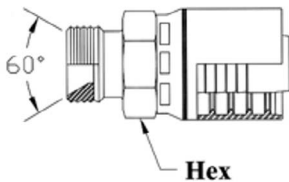
C
GRIP CRIMP
COUPLINGS

D
3 SERIES
THERMOPLASTIC

GW SERIES

BSPP - British Standard Parallel 60° Seat -Male Pipe Solid

Hose I.D.	BSPP Size	Thread Size	Hex Size	Part No.
3/4"	3/4"	G-3/4-14	1-1/8"	GW36-12x12



E
QUICK
COUPLERS

F
REUSABLES,
PUSHON, ACCESS.

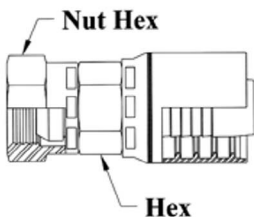
G. as part of thread size is ISO designation for parallel thread

G
ADAPTERS

GW SERIES

BSPP - British Standard Parallel 60° Cone - Female Swivel

Hose I.D.	BSPP Size	Thread Size	Hex Size	Nut Hex	Part No.
1/2"	1/2"	G-1/2-14	7/8"	1"	GW10-8x8
3/4"	3/4"	G-3/4-14	1-1/8"	1-1/4"	GW10-12x12
1"	1"	G-1-11	1-3/8"	1-1/2"	GW10-16x16



H
FABRICATION
EQUIPMENT

J
THREAD ID
TECHNICAL

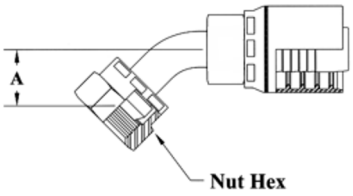
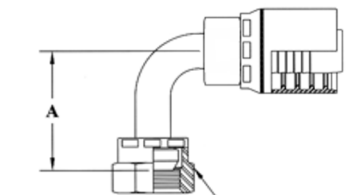
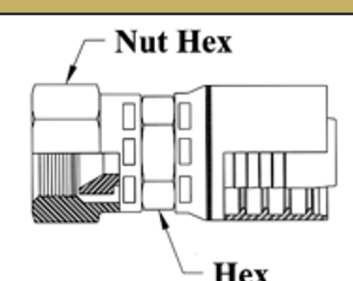
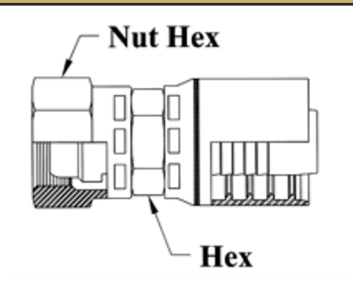
WWW.
COUPLAMATIC
COM

G. as part of thread size is ISO designation for parallel thread

GW SERIES 100R12 NO-SKIVE COUPLINGS

Bite to the Wire Hose Ends for 100R12 Four Spiral (SP580, R12, and DHEXR12), CS-Flex 4, CS-Guard Flex 4, CS-Flex 5 (1/2" to 1-1/4"), CS-Flex 6 (1/2" to 1"), 100R2 Thin Cover (3/4" thru 1-1/4"), 2SN (3/4"-2"), and 100R4 (1-1/2" & 2"). **NO SKIVE REQUIRED.** The GW Series Four Spiral Coupling is compatible with some fixed and virtually all adjustable spiral crimp machines on the market. Check crimp O.D. carefully.

Trivalent Zinc Plating

A HOSE	GW SERIES		BSPP - British Standard Parallel 60° Cone - 45° Bend Female Swivel			Part No.	
	Hose I.D.	BSPP Size	Thread Size	A-Drop Inches	Nut Hex		
B VARICRIMP COUPLINGS		3/4"	3/4"	G-3/4-14	1.31	1-1/4"	GW43-12x12
		G. as part of thread size is ISO designation for parallel thread					
C GRIP CRIMP COUPLINGS	GW SERIES		BSPP - British Standard Parallel 60° Cone - 90° Bend Female Swivel			Part No.	
	Hose I.D.	BSPP Size	Thread Size	A-Drop Inches	Nut Hex		
D 3 SERIES THERMOPLASTIC		3/4"	3/4"	G-3/4-14	2.55	1-1/4"	GW46-12X12
		G. as part of thread size is ISO designation of parallel thread					
E QUICK COUPLERS	GW SERIES		Komatsu 30° Flare - Female Swivel			Part No.	
	Hose I.D.	Thread Size	Hex Size	Nut Hex			
F REUSABLES PUSH-ON ACCESS.		1/2"	M22x1.5	7/8"	1"	GW39-8x22	
		3/4"	M30x1.5	1-1/8"	1-3/8"	GW39-12x30	
		1"	M33x1.5	1-3/8"	1-1/2"	GW39-16x33	
G ADAPTERS							
H FABRICATION EQUIPMENT	GW SERIES		DIN Light Universal Seat - Female Swivel			Part No.	
	Hose I.D.	Tube Size	Thread Size	Hex Size	Nut Hex		
J THREAD ID TECHNICAL		1/2"	15mm	M22x1.5	7/8"	1-1/16"	GW37-8x15
		3/4"	22mm	M30x2.0	1-1/8"	1-1/2"	GW37-12x22
		1"	28mm	M36x2.0	1-3/8"	1-7/8"	GW37-16x28
WWW. COUPLAMATIC COM							

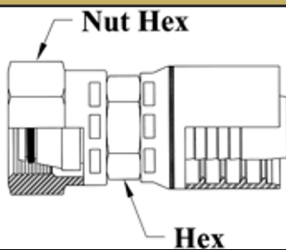
GW SERIES 100R12 NO-SKIVE COUPLINGS

Bite to the Wire Hose Ends for 100R12 Four Spiral (SP580, R12, and DHEXR12), CS-Flex 4, CS-Guard Flex 4, CS-Flex 5 (1/2" to 1-1/4"), CS-Flex 6 (1/2" to 1"), 100R2 Thin Cover (3/4" thru 1-1/4"), 2SN (3/4"-2"), and 100R4 (1-1/2" & 2"). **NO SKIVE REQUIRED.** The GW Series Four Spiral Coupling is compatible with some fixed and virtually all adjustable spiral crimp machines on the market. Check crimp O.D. carefully.

Trivalent Zinc Plating

GW SERIES

DIN Heavy 24° Seat - Female Swivel

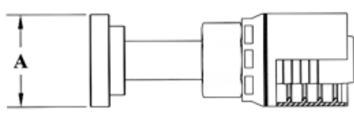
	Hose I.D.	Tube Size	Thread Size	Hex Size	Nut Hex	Part No.
	1/2"	16mm	M24x1.5	7/8"	1-1/8"	GW38-8x16
	3/4"	25mm	M36x2.0	1-3/8"	1-7/8"	GW38-12x25
	1"	30mm	M42x2.0	1-11/16"	2"	GW38-16x30
Includes O-Ring						

A
HOSE

B
VARICRIMP
COUPLINGS

GW SERIES

Code 61 Split Flange - Straight

	Hose I.D.	Flange Size	A-Dia Inches	Part No.
	1/2"	1/2"	1.19	GW47-8x8
	1/2"	3/4"	1.50	GW47-8x12
	5/8"	3/4"	1.50	GW47-10x12
	3/4"	3/4"	1.50	GW47-12x12
	3/4"	1"	1.75	GW47-12x16
	1"	1"	1.75	GW47-16x16
	1"	1-1/4"	2.00	GW47-16x20
	1-1/4"	1-1/4"	2.00	GW47-20x20
	1-1/4"	1-1/2"	2.38	GW47-20x24
	1-1/2"	1-1/2"	2.38	GW47-24x24
	2"	2"	2.81	GW47-32x32

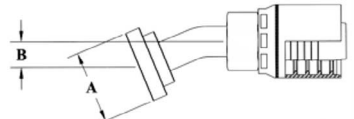
C
GRIP CRIMP
COUPLINGS

D
3 SERIES
THERMOPLASTIC

E
QUICK
COUPLERS

GW SERIES

Code 61 Split Flange - 22-1/2° Bend

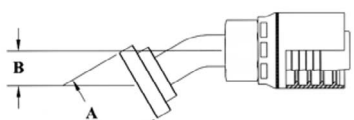
	Hose I.D.	Flange Size	A-Dia Inches	B-Drop Inches	Part No.
	3/4"	3/4"	1.50	0.44	GW48-12x12
	3/4"	1"	1.75	0.44	GW48-12x16
	1"	1"	1.75	0.45	GW48-16x16
	1"	1-1/4"	2.00	0.45	GW48-16x20
	1-1/4"	1-1/4"	2.00	0.50	GW48-20x20

F
REUSABLES,
PUSHON,
ACCESS.

G
ADAPTERS

GW SERIES

Code 61 Split Flange - 30° Bend

	Hose I.D.	Flange Size	A-Dia Inches	B-Drop Inches	Part No.
	3/4"	3/4"	1.50	0.59	GW49-12x12
	1"	1"	1.75	0.64	GW49-16x16
	1-1/4"	1-1/4"	2.00	0.72	GW49-20x20

H
FABRICATION
EQUIPMENT

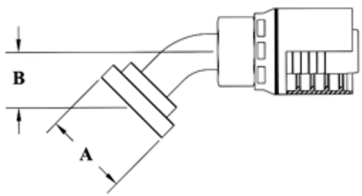
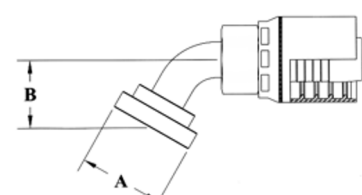
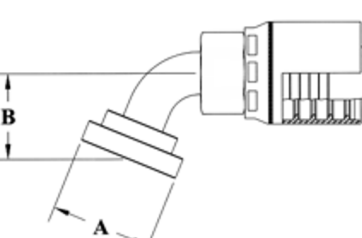
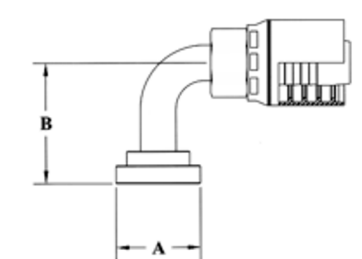
J
THREAD ID
TECHNICAL

WWW.
COUPLAMATIC
COM

GW SERIES 100R12 NO-SKIVE COUPLINGS

Bite to the Wire Hose Ends for 100R12 Four Spiral (SP580, R12, and DHEXR12), CS-Flex 4, CS-Guard Flex 4, CS-Flex 5 (1/2" to 1-1/4"), CS-Flex 6 (1/2" to 1"), 100R2 Thin Cover (3/4" thru 1-1/4"), 2SN (3/4"-2"), and 100R4 (1-1/2" & 2"). **NO SKIVE REQUIRED.** The GW Series Four Spiral Coupling is compatible with some fixed and virtually all adjustable spiral crimp machines on the market. Check crimp O.D. carefully.

Trivalent Zinc Plating

		GW SERIES		Code 61 Split Flange - 45° Bend				
		Hose I.D.	Flange Size	A-Dia Inches	B-Drop Inches	Part No.		
A HOSE	B VARICRIMP COUPLINGS		1/2"	1/2"	1.19	0.78	GW50-8x8	
			1/2"	3/4"	1.50	0.82	GW50-8x12	
			5/8"	3/4"	1.50	1.00	GW50-10x12	
			3/4"	3/4"	1.50	1.00	GW50-12x12	
			3/4"	1"	1.75	1.00	GW50-12x16	
			1"	1"	1.75	1.12	GW50-16x16	
			1"	1-1/4"	2.00	1.12	GW50-16x20	
			1-1/4"	1-1/4"	2.00	1.15	GW50-20x20	
			1-1/4"	1-1/2"	2.38	1.50	GW50-20x24	
			1-1/2"	1-1/2"	2.38	1.41	GW50-24x24	
	2"	2"	2.81	2.08	GW50-32x32			
		GW SERIES		Code 61 Split Flange - 60° Bend				
		Hose I.D.	Flange Size	A-Dia Inches	B-Drop Inches	Part No.		
D 3 SERIES THERMOPLASTIC	E QUICK COUPLERS		3/4"	3/4"	1.50	1.38	GW51-12x12	
			3/4"	1"	1.75	1.38	GW51-12x16	
			1"	1"	1.75	1.51	GW51-16x16	
			1"	1-1/4"	2.00	1.51	GW51-16x20	
			1-1/4"	1-1/4"	2.00	1.69	GW51-20x20	
		GW SERIES		Code 61 Split Flange - 67-1/2° Bend				
		Hose I.D.	Flange Size	A-Dia Inches	B-Drop Inches	Part No.		
F REUSABLES PUSH-ON ACCESS.	G ADAPTERS		3/4"	3/4"	1.50	1.59	GW52-12x12	
			3/4"	1"	1.75	1.59	GW52-12x16	
			1"	1"	1.75	1.76	GW52-16x16	
			1"	1-1/4"	2.00	1.76	GW52-16x20	
		GW SERIES		Code 61 Split Flange - 90° Bend				
		Hose I.D.	Flange Size	A-Dia Inches	B-Drop Inches	Part No.		
H FABRICATION EQUIPMENT	J THREAD ID TECHNICAL	K WWW.COUPLAMATIC.COM		1/2"	1/2"	1.19	1.63	GW53-8x8
				1/2"	3/4"	1.50	1.68	GW53-8x12
				5/8"	3/4"	1.50	2.12	GW53-10x12
				3/4"	3/4"	1.50	2.12	GW53-12x12
				3/4"	1"	1.75	2.12	GW53-12x16
				1"	1"	1.75	2.38	GW53-16x16
				1"	1-1/4"	2.00	2.38	GW53-16x20
				1-1/4"	1-1/4"	2.00	2.62	GW53-20x20
				1-1/4"	1-1/2"	2.38	3.25	GW53-20x24
				1-1/2"	1-1/2"	2.38	3.12	GW53-24x24
				2"	2"	2.81	4.64	GW53-32x32

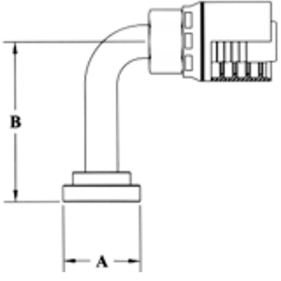
GW SERIES 100R12 NO-SKIVE COUPLINGS

Bite to the Wire Hose Ends for 100R12 Four Spiral (SP580, R12, and DHEXR12), CS-Flex 4, CS-Guard Flex 4, CS-Flex 5 (1/2" to 1-1/4"), CS-Flex 6 (1/2" to 1"), 100R2 Thin Cover (3/4" thru 1-1/4"), 2SN (3/4"-2"), and 100R4 (1-1/2" & 2"). **NO SKIVE REQUIRED.** The GW Series Four Spiral Coupling is compatible with some fixed and virtually all adjustable spiral crimp machines on the market. Check crimp O.D. carefully.

Trivalent Zinc Plating

GW SERIES

Code 61 Split Flange - 90° Bend
Long Drop

		Hose I.D.	Flange Size	A-Dia Inches	B-Drop Inches	Part No.
		3/4"	3/4"	1.50	3.75	GW54-12x12
		3/4"	1"	1.75	3.12	GW54-12x16
		1"	1"	1.75	4.62	GW54-16x16
		1-1/4"	1-1/4"	2.00	4.00	GW54-20x20

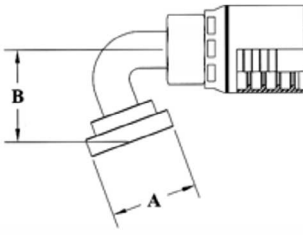
A
HOSE

B
VARICRIMP
COUPLINGS

C
GRIP CRIMP
COUPLINGS

GW SERIES

Code 61 Split Flange - 110° Bend

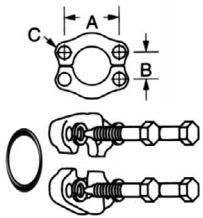
		Hose I.D.	Flange Size	A-Dia Inches	B-Drop Inches	Part No.
		1"	1"	1.75	2.89	GW56-16x16
		1-1/4"	1-1/4"	2.00	3.12	GW56-20x20

D
3 SERIES
THERMOPLASTIC

E
QUICK
COUPLERS

GW SERIES

Code 61 Split Flange Kits

		Flange Size	A Inches	B Inches	C Inches	Complete Kit Part No.	O-Ring Part No.
		1/2"	1.50	.69	11/32	SFK-8	8252
		3/4"	1.88	.88	13/32	SFK-12	12252
		1"	2.06	1.03	13/32	SFK-16	16252
		1-1/4"	2.31	1.19	15/32	SFK-20	20252
		1-1/2"	2.75	1.41	17/32	SFK-24	24252
		2"	3.06	1.69	17/32	SFK-32	32252

F
REUSABLES,
PUSHON, ACCESS.

G
ADAPTERS

H
FABRICATION
EQUIPMENT

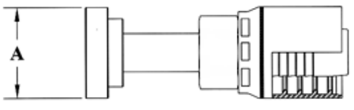
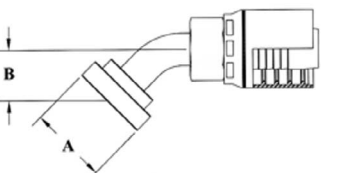
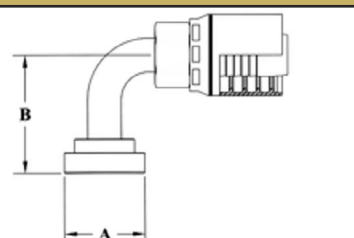
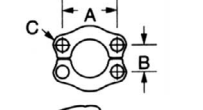
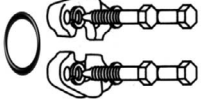
J
THREAD ID
TECHNICAL

WWW.
COUPLAMATIC
COM

GW SERIES 100R12 NO-SKIVE COUPLINGS

Bite to the Wire Hose Ends for 100R12 Four Spiral (SP580, R12, and DHEXR12), CS-Flex 4, CS-Guard Flex 4, CS-Flex 5 (1/2" to 1-1/4"), CS-Flex 6 (1/2" to 1"), 100R2 Thin Cover (3/4" thru 1-1/4"), 2SN (3/4"-2"), and 100R4 (1-1/2" & 2"). NO SKIVE REQUIRED. The GW Series Four Spiral Coupling is compatible with some fixed and virtually all adjustable spiral crimp machines on the market. Check crimp O.D. carefully.

Trivalent Zinc Plating

A HOSE	GW SERIES		Code 62 Split Flange - Straight			Part No.	
	Hose I.D.	Flange Size	A-Dia Inches				
B VARICRIMP COUPLINGS		5/8"	3/4"	1.62	GW60-10x12		
		3/4"	3/4"	1.62	GW60-12x12		
		3/4"	1"	1.88	GW60-12x16		
		1"	1"	1.88	GW60-16x16		
		1"	1-1/4"	2.12	GW60-16x20		
		1-1/4"	1-1/4"	2.12	GW60-20x20		
		1-1/4"	1-1/2"	2.50	GW60-20x24		
		1-1/2"	1-1/2"	2.5	GW60-24x24		
	2"	2"	3.13	GW60-32x32			
C GRIP CRIMP COUPLINGS	GW SERIES		Code 62 Split Flange - 45° Bend			Part No.	
	Hose I.D.	Flange Size	A-Dia Inches	B-Drop Inches			
D 3 SERIES THERMOPLASTIC		3/4"	3/4"	1.62	1.27	GW61-12x12	
		3/4"	1"	1.88	1.29	GW61-12x16	
		1"	1"	1.88	1.34	GW61-16x16	
		1"	1-1/4"	2.12	1.34	GW61-16x20	
		1-1/4"	1-1/4"	2.12	1.68	GW61-20x20	
		1-1/4"	1-1/2"	2.50	1.50	GW61-20x24	
		1-1/2"	1-1/2"	2.50	1.75	GW61-24x24	
		2"	2"	3.13	2.25	GW61-32x32	
E QUICK COUPLERS	GW SERIES		Code 62 Split Flange - 90° Bend			Part No.	
	Hose I.D.	Flange Size	A-Dia Inches	B-Drop Inches			
F REUSABLES PUSHON ACCESS.		3/4"	3/4"	1.62	2.41	GW62-12x12	
		3/4"	1"	1.88	2.70	GW62-12x16	
		1"	1"	1.88	2.75	GW62-16x16	
		1"	1-1/4"	2.12	2.90	GW62-16x20	
		1-1/4"	1-1/4"	2.12	3.24	GW62-20x20	
		1-1/4"	1-1/2"	2.50	3.75	GW62-20x24	
		1-1/2"	1-1/2"	2.50	3.75	GW62-24x24	
		2"	2"	3.13	5.38	GW62-32x32	
G ADAPTERS	GW SERIES		Code 62 Split Flange Kits			Complete Kit Part No.	O-Ring Part No.
	Flange Size	A Inches	B Inches	C Inches			
H FABRICATION EQUIPMENT		3/4"	2.00	.94	13/32	SFK62-12	12252
		1"	2.25	1.09	15/32	SFK62-16	16252
		1-1/4"	2.63	1.25	17/32	SFK62-20	20252
		1-1/2"	3.12	1.44	21/32	SFK62-24	24252
		2"	3.81	1.75	25/32	SFK62-32	32252
J THREAD ID TECHNICAL							
WWW.COUPLAMATIC.COM							

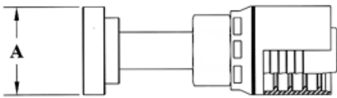
GW SERIES 100R12 NO-SKIVE COUPLINGS

Bite to the Wire Hose Ends for 100R12 Four Spiral (SP580, R12, and DHEXR12), CS-Flex 4, CS-Guard Flex 4, CS-Flex 5 (1/2" to 1-1/4"), CS-Flex 6 (1/2" to 1"), 100R2 Thin Cover (3/4" thru 1-1/4"), 2SN (3/4"-2"), and 100R4 (1-1/2" & 2"). **NO SKIVE REQUIRED.** The GW Series Four Spiral Coupling is compatible with some fixed and virtually all adjustable spiral crimp machines on the market. Check crimp O.D. carefully.

Trivalent Zinc Plating

GW SERIES

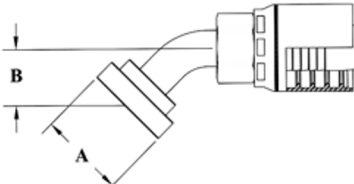
Extra Heavy Duty Flange - Straight
For use on Caterpillar® Equipment

		Hose I.D.	Flange Size	A-Dia Inches	Part No.
	3/4"	3/4"	1.62	GW80-12x12	
	3/4"	1"	1.88	GW80-12x16	
	1"	1"	1.88	GW80-16x16	
	1"	1-1/4"	2.12	GW80-16x20	
	1-1/4"	1-1/4"	2.12	GW80-20x20	

A
HOSE
B
VAR-CRIMP
COUPLINGS

GW SERIES

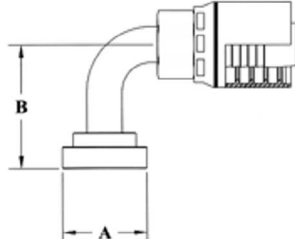
Extra Heavy Duty Flange - 45° Bend
For use on Caterpillar® Equipment

		Hose I.D.	Flange Size	A-Dia Inches	B-Drop Inches	Part No.
	3/4"	3/4"	1.62	1.25	GW81-12x12	
	3/4"	1"	1.88	1.42	GW81-12x16	
	1"	1"	1.88	1.40	GW81-16x16	
	1"	1-1/4"	2.12	1.34	GW81-16x20	
	1-1/4"	1-1/4"	2.12	1.50	GW81-20x20	

C
GRIP-CRIMP
COUPLINGS
D
3 SERIES
THERMOPLASTIC

GW SERIES

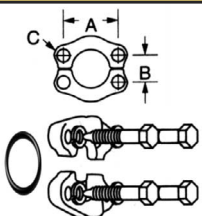
Extra Heavy Duty Flange - 90° Bend
For use on Caterpillar® Equipment

		Hose I.D.	Flange Size	A-Dia Inches	B-Drop Inches	Part No.
	3/4"	3/4"	1.62	2.50	GW82-12x12	
	3/4"	1"	1.88	2.88	GW82-12x16	
	1"	1"	1.88	3.00	GW82-16x16	
	1"	1-1/4"	2.12	3.38	GW82-16x20	
	1-1/4"	1-1/4"	2.12	3.38	GW82-20x20	

E
QUICK
COUPLERS
F
REUSABLES,
PUSHON, ACCESS.

GW SERIES

Extra Heavy Duty Split Flange Kits

		Flange Size	A Inches	B Inches	C Inches	Complete Kit Part No.	O-Ring Part No.
	3/4"		2.00	.94	13/32	SFKHD-12	D12
	1"		2.25	1.09	15/32	SFKHD-16	D16
	1-1/4"		2.63	1.25	17/32	SFKHD-20	D20

G
ADAPTERS
H
FABRICATION
EQUIPMENT
J
THREAD ID
TECHNICAL

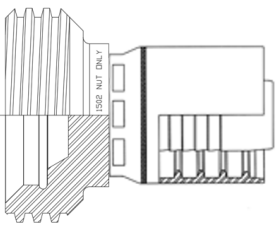
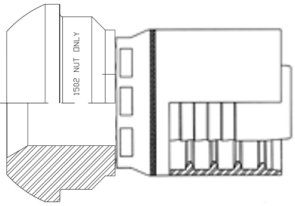

Visit www.couplamatic.com or call your sales representative to get the most current crimp charts.

WWW.
COUPLAMATIC
COM

GW SERIES 100R12 NO-SKIVE COUPLINGS

Bite to the Wire Hose Ends for 100R12 Four Spiral (SP580, R12, and DHEXR12), CS-Flex 4, CS-Guard Flex 4, CS-Flex 5 (1/2" to 1-1/4"), CS-Flex 6 (1/2" to 1"), 100R2 Thin Cover (3/4" thru 1-1/4"), 2SN (3/4"-2"), and 100R4 (1-1/2" & 2"). **NO SKIVE REQUIRED.** The GW Series Four Spiral Coupling is compatible with some fixed and virtually all adjustable spiral crimp machines on the market. Check crimp O.D. carefully.

Trivalent Zinc Plating

A HOSE	GW SERIES		Female 1502 Integrated Hammer Union			
	Hose I.D.	Union Size	Thread Size	Part No.	Seal Part No.	
B VARICRIMP COUPLINGS		2"	2"	3 TPI ACME-2G	GWHUF-32x32	HU-SEAL-1502-32
C GRIP CRIMP COUPLINGS	GW SERIES		Male 1502 Integrated Hammer Union			
D 3 SERIES THERMOPLASTIC		2"	2"		GWHUM-32x32	HU-NUT-1502-32
E QUICK COUPLERS						 *Nut sold separately

SX SERIES 100R13 SKIVE COUPLINGS

Skive Type Hose Ends for 100R13 Four and Six Spiral Hose (R13 & DHEXR13) 3/4" thru 1-1/4". The SX Series Spiral Coupling is compatible with some fixed and virtually all adjustable spiral crimp machines on the market. Check crimp O.D. carefully.

Trivalent Zinc Plating

SX Series is being discontinued.
Call your sales representative to discuss options on couplings or hose.

See 6GC Series couplings for Bite to the Wire 6 Spiral couplings.

See CS Flex 5 for a four spiral 5000 PSI hose (1/2 to 1-1/4) that is compatible with GW Series and 4GC Series Bite to the wire couplings.

See CS Flex 6 for a four spiral 6000 PSI hose (1/2 to 1) that is compatible with GW Series and 4GC Series Bite to the wire couplings.

R5 SERIES COUPLINGS

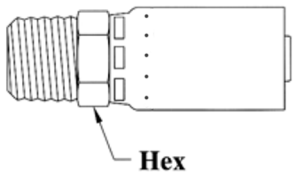
Hydraulic Hose ends for 100R5 textile cover hose (R5 & HTR5 Hi-Temp R5) The R5 Series Couplings are compatible with virtually all Crimp Machines and can be crimped with a standard straight crimp or bubble crimp.

Minimum Order Quantities: 10 pcs for 3/16"-5/8" and 5 pcs for 7/8" and 1-1/8"

Trivalent Zinc Plating

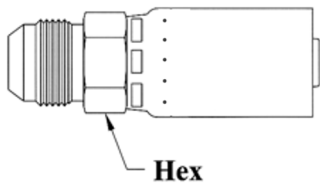
R5 SERIES

NPTF - Male Solid

	Hose I.D.	Pipe Size	Thread Size	Hex Size	Part No.
	3/16"	1/8"	1/8-27	9/16"	R501-4X2
	3/16"	1/4"	1/4-18	9/16"	R501-4X4
	1/4"	1/4"	1/4-18	9/16"	R501-5X4
	5/16"	1/4"	1/4-18	11/16"	R501-6X4
	5/16"	3/8"	3/8-18	11/16"	R501-6X6
	13/32"	3/8"	3/8-18	3/4"	R501-8X6
	13/32"	1/2"	1/2-14	7/8"	R501-8X8
	1/2"	1/2"	1/2-14	7/8"	R501-10X8
	5/8"	3/4"	3/4-14	1-1/16"	R501-12X12
	7/8"	1"	1-11 1/2	1-3/8"	R501-16X16
	1-1/8"	1-1/4"	1 1/4-11 1/2	1-11/16"	R501-20X20
	1-3/8"	1-1/2"	1 1/2-11 1/2	2"	R501-24x24
	1-13/16"	2"	2 11-1/2	2-1/2"	R501-32x32

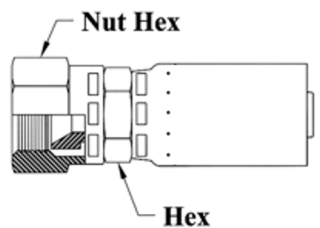
R5 SERIES

JIC 37° - Male Solid

	Hose I.D.	Thread Size	Tube Size	Nut Hex	Part No.
	3/16"	7/16x20	1/4"	9/16"	R508-4X4
	1/4"	1/2x20	5/16"	9/16"	R508-5X5
	5/16"	9/16x18	3/8"	5/8"	R508-6X6
	13/32"	3/4x16	1/2"	7/8"	R508-8X8
	1/2"	7/8x14	5/8"	15/16"	R508-10X10
	7/8"	1-5/16x12	1"	1-3/8"	R508-16X16

R5 SERIES

JIC 37° - Female Swivel

	Hose I.D.	Tube Size	Thread Size	Hex Size	Nut Hex	Part No.
	3/16"	1/4"	7/16x20	9/16"	9/16"	R509-4X4
	1/4"	5/16"	1/2x20	9/16"	5/8"	R509-5X5
	5/16"	3/8"	9/16x18	11/16"	11/16"	R509-6X6
	5/16"	1/2"	3/4x16	3/4"	7/8"	R509-6X8
	13/32"	1/2"	3/4x16	3/4"	7/8"	R509-8X8
	13/32"	5/8"	7/8x14	7/8"	1"	R509-8X10
	1/2"	1/2"	3/4x16	7/8"	7/8"	R509-10X8
	1/2"	5/8"	7/8x14	7/8"	1"	R509-10X10
	5/8"	3/4"	1-1/16x12	1"	1-1/4"	R509-12X12
	7/8"	1"	1-5/16x12	1-1/4"	1-1/2"	R509-16X16
	1-1/8"	1-1/4"	1-5/8x12	1-5/8"	2"	R509-20X20
	1-3/8"	1-1/2"	1-7/8x12	2"	2-1/4"	R509-24x24
	1-13/16"	2"	2-1/2x12	2-1/2"	2-7/8"	R509-32x32

A
HOSE

B
VAR-CRIMP
COUPLINGS

C
GRIP CRIMP
COUPLINGS

D
3 SERIES
THERMOPLASTIC

E
QUICK
COUPLERS

F
REUSABLES,
PUSHON, ACCESS.

G
ADAPTERS

H
FABRICATION
EQUIPMENT

J
THREAD ID
TECHNICAL

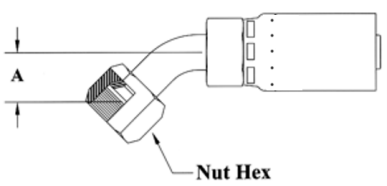
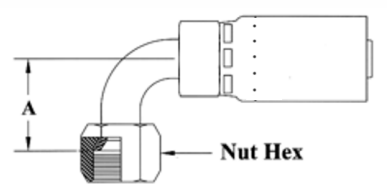
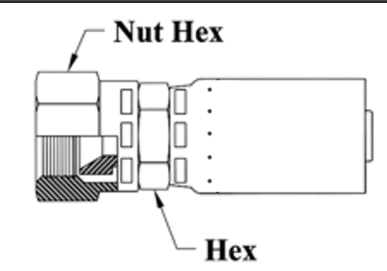
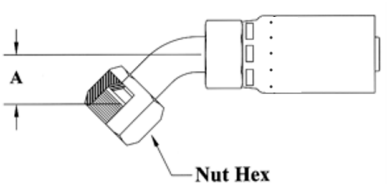
WWW.
COUPLAMATIC
COM

R5 SERIES COUPLINGS

Hydraulic Hose ends for 100R5 textile cover hose (R5 & HTR5 Hi-Temp R5) The R5 Series Couplings are compatible with virtually all Crimp Machines and can be crimped with a standard straight crimp or bubble crimp.

Minimum Order Quantities: 10 pcs for 3/16"-5/8" and 5 pcs for 7/8" and 1-1/8"

Trivalent Zinc Plating

HOSE A	R5 SERIES		JIC/SAE Dual Seat - 45° Female Swivel					
	Hose I.D.	Tube Size	Thread Size	A-Drop Inches	Nut Hex	Part No.		
VARIABLE CRIMP COUPLINGS B		3/16"	1/4"	7/16x20	0.47	9/16"	R525-4X4	
		1/4"	5/16"	1/2x20	0.53	5/8"	R525-5X5	
		5/16"	3/8"	9/16x18	0.59	11/16"	R525-6X6*	
		13/32"	1/2"	3/4x16	0.71	7/8"	R525-8X8	
		1/2"	5/8"	7/8x14	0.68	1"	R525-10X10	
		5/8"	3/4"	1-1/16x12	1.12	1-1/4"	R525-12X12*	
		7/8"	1"	1-5/16x12	1.15	1-1/2"	R525-16X16*	
		1-1/8"	1-1/4"	1-5/8x12	1.69	2"	R525-20X20	
*JIC Seat & Thread Only								
GRIP CRIMP COUPLINGS C	R5 SERIES		JIC/SAE Dual Seat - 90° Female Swivel					
	Hose I.D.	Tube Size	Thread Size	A-Drop Inches	Nut Hex	Part No.		
3 SERIES THERMOPLASTIC D		3/16"	1/4"	7/16x20	0.81	9/16"	R526-4X4	
		1/4"	5/16"	1/2x20	0.83	5/8"	R526-5X5	
		5/16"	3/8"	9/16x18	0.91	11/16"	R526-6X6*	
		13/32"	1/2"	3/4x16	1.15	7/8"	R526-8X8	
		1/2"	5/8"	7/8x14	1.23	1"	R526-10X10	
		5/8"	3/4"	1-1/16x12	1.88	1-1/4"	R526-12X12*	
		7/8"	1"	1-5/16x12	2.20	1-1/2"	R526-16X16*	
		1-1/8"	1-1/4"	1-5/8x12	3.25	2"	R526-20X20	
*JIC Seat & Thread Only								
QUICK COUPLERS E	R5 SERIES		SAE 45° - Female Swivel					
	Hose I.D.	Tube Size	Thread Size	Hex Size	Nut Hex	Part No.		
REUSABLE, PUSH-ON, ACCESS. F		5/16"	3/8"	5/8x18	11/16"	3/4"	R507-6X6	
		5/8"	3/4"	1-1/16x14	1"	1-1/4"	R507-12X12	
ADAPTERS G								
FABRICATION EQUIPMENT H	R5 SERIES		SAE 45° - 45° Female Swivel					
	Hose I.D.	Tube Size	Thread Size	A-Drop Inches	Nut Hex	Part No.		
THREAD ID TECHNICAL J		5/16"	3/8"	5/8x18	0.44	3/4"	R522-6X6	
WWW. COUPLAMATIC COM								

R5 SERIES COUPLINGS

Hydraulic Hose ends for 100R5 textile cover hose (R5 & HTR5 Hi-Temp R5) The R5 Series Couplings are compatible with virtually all Crimp Machines and can be crimped with a standard straight crimp or bubble crimp.

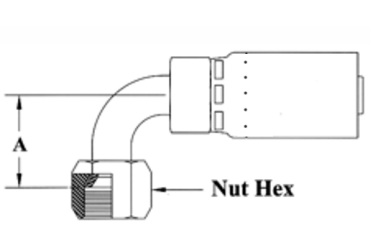
Minimum Order Quantities: 10 pcs for 3/16"-5/8" and 5 pcs for 7/8" and 1-1/8"

Trivalent Zinc Plating

R5 SERIES

SAE 45° -
90° Female Swivel

Hose I.D.	Tube Size	Thread Size	A-Drop Inches	Nut Hex	Part No.
5/16"	3/8"	5/8x18	0.910	3/4"	R523 6X6

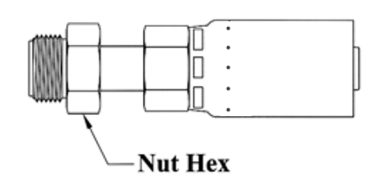


A HOSE
B VARI-CRIMP COUPLINGS
C GRIP CRIMP COUPLINGS

R5 SERIES

Inverted Male - Straight

Hose I.D.	Thread Size	Tube OD	Nut Hex	Part No.
3/16"	7/16x24	1/4"	7/16"	R518-4x4
1/4"	1/2x20	5/16"	1/2"	R518-5x5
5/16"	5/8x18	3/8"	5/8"	R518-6x6
13/32"	3/4x18	1/2"	3/4"	R518-8x8

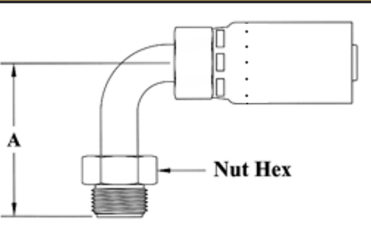


D 3 SERIES THERMOPLASTIC
E QUICK COUPLERS

R5 SERIES

Inverted Male - 90° Bend

Hose I.D.	Thread Size	Tube OD	A-Drop Inches	Nut Hex	Part No.
3/16"	7/16x24	1/4"	1.23	7/16"	R520-4x4
1/4"	1/2x20	5/16"	1.38	1/2"	R520-5x5
5/16"	5/8x18	3/8"	1.63	5/8"	R520-6x6
13/32"	3/4x18	1/2"	2.20	3/4"	R520-8x8

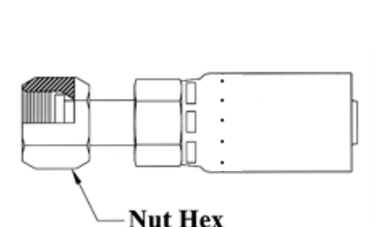


F REUSABLES, PUSHION, ACCESS.
G ADAPTERS

R5 SERIES

O-Ring Face Seal (ORF) - Female Swivel

Hose I.D.	Thread Size	Tube OD	Nut Hex	Part No.
3/16"	9/16x18	1/4"	11/16"	R530-4X4
5/16"	11/16x16	3/8"	13/16"	R530-6X6
13/32"	13/16x16	1/2"	15/16"	R530-8X8
5/8"	1-3/16x12	3/4"	1-3/8"	R530-12X12



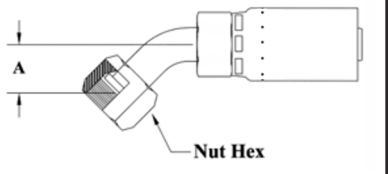
H FABRICATION EQUIPMENT
J THREAD ID TECHNICAL
WWW.COUPLAMATIC.COM

R5 SERIES COUPLINGS

Hydraulic Hose ends for 100R5 textile cover hose (R5 & HTR5 Hi-Temp R5) The R5 Series Couplings are compatible with virtually all Crimp Machines and can be crimped with a standard straight crimp or bubble crimp.

Minimum Order Quantities: 10 pcs for 3/16"-5/8" and 5 pcs for 7/8" and 1-1/8"

Trivalent Zinc Plating

A HOSE	R5 SERIES		O-Ring Face Seal (ORF) - 45° Female Swivel				Part No.
	Hose I.D.	Tube Size	Thread Size	Tube OD	A-Drop Inches	Nut Hex	
B VARICRIMP COUPLINGS	3/16"	9/16x18	1/4"	.41	11/16"	R531-4X4	
	5/16"	11/16x16	3/8"	.43	13/16"	R531-6X6	
	13/32"	13/16x16	1/2"	.60	15/16"	R531-8X8	
C GRIP CRIMP COUPLINGS							
D 3 SERIES THERMOPLASTIC							
Hose I.D.	Tube Size	Thread Size	A-Drop Inches	Nut Hex	Part No.		
E QUICK COUPLERS	3/16"	9/16x18	1/4"	0.78	11/16"	R532-4X4	
	5/16"	11/16x16	3/8"	0.90	13/16"	R532-6X6	
	13/32"	13/16x16	1/2"	1.15	15/16"	R532-8X8	
	5/8"	1-3/16x12	3/4"	1.88	1-3/8"	R532-12X12	
F REUSABLE PUSH-ON ACCESS.	<p>Visit www.couplamatic.com or call your sales representative to get the most current crimp charts.</p>						
G ADAPTERS							
H FABRICATION EQUIPMENT							
J THREAD ID TECHNICAL							
WWW.COUPLAMATIC.COM							

T SERIES COUPLINGS

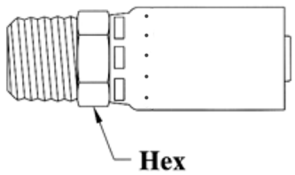
Hydraulic Hose ends for 100R14 PTFE Hose (TR14), 100R7 Reduced OD Hose (1/4" - 3/8" RD7, RD7NC, RD7TL, & RD7TLNC), and Standard 100R7 (1/2" - 1" H7, H7NC, H7TL, & H7TLNC) The T Series Couplings are compatible with virtually all Crimp Machines and can be crimped with a standard straight crimp or bubble crimp.

Minimum Order Quantities: 10 pcs for 3/16" - 1/2" and 5 pcs for 3/4" and 1"

Trivalent Zinc Plating

T SERIES

NPTF - Male Solid

	Hose I.D.	Pipe Size	Thread Size	Hex Size	Part No.
 <p>Hex</p>	3/16"	1/8"	1/8-27	1/2"	T01-3X2
	3/16"	1/4"	1/4-18	9/16"	T01-3X4
	1/4"	1/8"	1/8-27	1/2"	T01-4X2
	1/4"	1/4"	1/4-18	9/16"	T01-4X4
	1/4"	3/8"	3/8-18	11/16"	T01-4X6
	5/16"	1/4"	1/4-18	9/16"	T01-5X4
	5/16"	3/8"	3/8-18	11/16"	T01-5X6
	3/8"	1/4"	1/4-18	9/16"	T01-6X4
	3/8"	3/8"	3/8-18	11/16"	T01-6X6
	3/8"	1/2"	1/2-14	7/8"	T01-6X8
	1/2"	3/8"	3/8-18	3/4"	T01-8X6
	1/2"	1/2"	1/2-14	7/8"	T01-8X8
	3/4"	3/4"	3/4-14	1-1/16"	T01-12X12
	1"	1"	1-11 1/2	1-3/8"	T01-16X16

Also available in 316 Stainless Steel. See page

A
HOSE

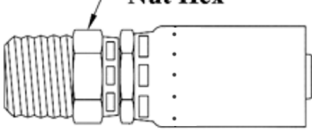
B
VAR-CRIMP
COUPLINGS

C
GRIP CRIMP
COUPLINGS

D
3 SERIES
THERMOPLASTIC

T SERIES

NPTF - Male Swivel

	Hose I.D.	Pipe Size	Thread Size	Hex Size	Nut Hex	Part No.
 <p>Nut Hex</p>	1/4"	1/4"	1/4-18	9/16"	5/8"	T04-4X4
	5/16"	1/4"	1/4-18	11/16"	3/4"	T04-5X4
	3/8"	3/8"	3/8-18	11/16"	3/4"	T04-6X6
	1/2"	1/2"	1/2-14	3/4"	7/8"	T04-8X8

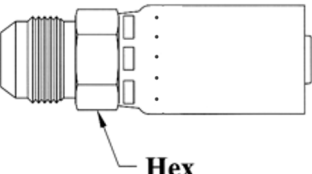
Swivel for installation purposes only. Leakage may occur at low pressure.

E
QUICK
COUPLERS

F
REUSABLES,
PUSHON, ACCESS.

T SERIES

JIC 37° - Male Solid

	Hose I.D.	Thread Size	Tube OD	Hex Size	Part No.
 <p>Hex</p>	1/4"	7/16x20	1/4"	1/2"	T08-4X4
	1/4"	9/16x18	3/8"	5/8"	T08-4X6
	5/16"	1/2x20	5/16"	9/16"	T08-5X5
	3/8"	9/16x18	3/8"	5/8"	T08-6X6
	3/8"	3/4x16	1/2"	13/16"	T08-6X8
	1/2"	3/4x16	1/2"	13/16"	T08-8X8
	1/2"	7/8x14	5/8"	15/16"	T08-8X10
	3/4"	1-1/16x12	3/4"	1-1/8"	T08-12X12
	1"	1-5/16x12	1"	1-3/8"	T08-16X16

G
ADAPTERS

H
FABRICATION
EQUIPMENT

J
THREAD ID
TECHNICAL

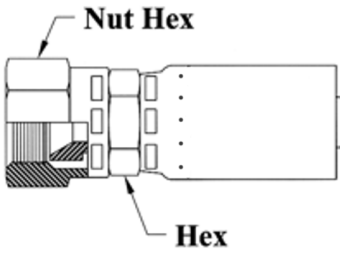
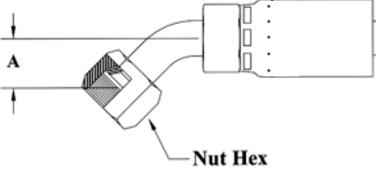
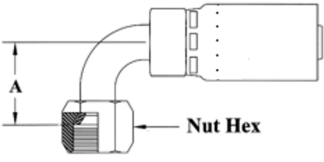
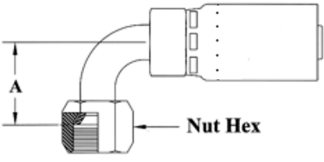
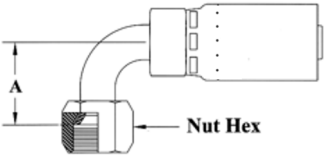
WWW.
COUPLAMATIC
COM

T SERIES COUPLINGS

Hydraulic Hose ends for 100R14 PTFE Hose (TR14), 100R7 Reduced OD Hose (1/4" - 3/8" RD7, RD7NC, RD7TL, & RD7TLNC), and Standard 100R7 (1/2" - 1" H7, H7NC, H7TL, & H7TLNC) The T Series Couplings are compatible with virtually all Crimp Machines and can be crimped with a standard straight crimp or bubble crimp.

Minimum Order Quantities: 10 pcs for 3/16" - 1/2" and 5 pcs for 3/4" and 1"

Trivalent Zinc Plating

A HOSE	T SERIES		JIC 37° - Female Swivel				Part No.
	Hose I.D.	Tube Size	Thread Size	Hex Size	Nut Hex		
B VARICRIMP COUPLINGS		3/16"	1/4"	7/16x20	1/2"	9/16"	T09-3X4
		1/4"	1/4"	7/16x20	1/2"	9/16"	T09-4X4
		1/4"	5/16"	1/2x20	1/2"	5/8"	T09-4X5
		1/4"	3/8"	9/16x18	9/16"	11/16"	T09-4X6
		5/16"	5/16"	1/2x20	1/2"	5/8"	T09-5X5
		5/16"	3/8"	9/16x18	9/16"	11/16"	T09-5X6
		3/8"	3/8"	9/16x18	9/16"	11/16"	T09-6X6
		3/8"	1/2"	3/4x16	3/4"	7/8"	T09-6X8
		1/2"	1/2"	3/4x16	3/4"	7/8"	T09-8X8
		1/2"	5/8"	7/8x14	7/8"	1"	T09-8X10
		3/4"	3/4"	1-1/16x12	1"	1-1/4"	T09-12X12
		1"	1"	1-5/16x12	1-1/4"	1-1/2"	T09-16X16
		Also available in 316 Stainless Steel. See page					
C GRIP CRIMP COUPLINGS	T SERIES		JIC/SAE Dual Seat - 45° Female Swivel				Part No.
	Hose I.D.	Tube Size	Thread Size	A-Drop Inches	Nut Hex		
D 3 SERIES THERMOPLASTIC		1/4"	1/4"	7/16x20	0.47	9/16"	T25-4X4
		5/16"	3/8"	9/16x18	0.59	11/16"	T25-5X6*
		3/8"	3/8"	9/16x18	0.59	11/16"	T25-6X6*
		1/2"	1/2"	3/4x16	0.71	7/8"	T25-8X8
		1/2"	5/8"	7/8x14	0.84	1"	T25-8X10
		3/4"	3/4"	1-1/16x12	1.12	1-1/4"	T25-12X12*
		1"	1"	1-5/16x12	1.15	1-1/2"	T25-16X16*
		*JIC Seat & Thread Only					
E QUICK COUPLERS	T SERIES		JIC/SAE Dual Seat - 90° Female Swivel				Part No.
	Hose I.D.	Tube Size	Thread Size	A-Drop Inches	Nut Hex		
F REUSABLE PUSH ON ACCESS		1/4"	1/4"	7/16x20	0.81	9/16"	T26-4X4
		1/4"	5/16"	1/2x20	0.83	5/8"	T26-4X5
		5/16"	3/8"	9/16x18	0.910	11/16"	T26-5X6*
		3/8"	3/8"	9/16x18	0.910	11/16"	T26-6X6*
		3/8"	1/2"	3/4x16	1.15	7/8"	T26-6X8
		1/2"	1/2"	3/4x16	1.15	7/8"	T26-8X8
		1/2"	5/8"	7/8x14	1.23	1"	T26-8X10
		3/4"	3/4"	1-1/16x12	1.88	1-1/4"	T26-12X12*
		1"	1"	1-5/16x12	2.20	1-1/2"	T26-16X16*
		*JIC Seat & Thread Only					
G ADAPTERS	T SERIES		JIC/SAE Dual Seat - 90° Female Swivel				Part No.
Hose I.D.	Tube Size	Thread Size	A-Drop Inches	Nut Hex			
H FABRICATION EQUIPMENT		1/4"	1/4"	7/16x20	0.81	9/16"	T26-4X4
		1/4"	5/16"	1/2x20	0.83	5/8"	T26-4X5
		5/16"	3/8"	9/16x18	0.910	11/16"	T26-5X6*
		3/8"	3/8"	9/16x18	0.910	11/16"	T26-6X6*
		3/8"	1/2"	3/4x16	1.15	7/8"	T26-6X8
		1/2"	1/2"	3/4x16	1.15	7/8"	T26-8X8
		1/2"	5/8"	7/8x14	1.23	1"	T26-8X10
		3/4"	3/4"	1-1/16x12	1.88	1-1/4"	T26-12X12*
		1"	1"	1-5/16x12	2.20	1-1/2"	T26-16X16*
		*JIC Seat & Thread Only					
J THREAD ID TECHNICAL	T SERIES		JIC/SAE Dual Seat - 90° Female Swivel				Part No.
Hose I.D.	Tube Size	Thread Size	A-Drop Inches	Nut Hex			
K WWW.COUPLAMATIC.COM		1/4"	1/4"	7/16x20	0.81	9/16"	T26-4X4
		1/4"	5/16"	1/2x20	0.83	5/8"	T26-4X5
		5/16"	3/8"	9/16x18	0.910	11/16"	T26-5X6*
		3/8"	3/8"	9/16x18	0.910	11/16"	T26-6X6*
		3/8"	1/2"	3/4x16	1.15	7/8"	T26-6X8
		1/2"	1/2"	3/4x16	1.15	7/8"	T26-8X8
		1/2"	5/8"	7/8x14	1.23	1"	T26-8X10
		3/4"	3/4"	1-1/16x12	1.88	1-1/4"	T26-12X12*
		1"	1"	1-5/16x12	2.20	1-1/2"	T26-16X16*
		*JIC Seat & Thread Only					

T SERIES COUPLINGS

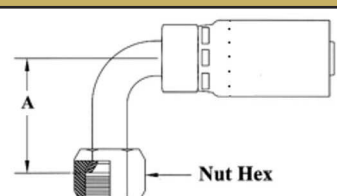
Hydraulic Hose ends for 100R14 PTFE Hose (TR14), 100R7 Reduced OD Hose (1/4" - 3/8" RD7, RD7NC, RD7TL, & RD7TLNC), and Standard 100R7 (1/2" - 1" H7, H7NC, H7TL, & H7TLNC) The T Series Couplings are compatible with virtually all Crimp Machines and can be crimped with a standard straight crimp or bubble crimp.

Minimum Order Quantities: 10 pcs for 3/16" - 1/2" and 5 pcs for 3/4" and 1"

Trivalent Zinc Plating

T SERIES

JIC/SAE Dual Seat - 90° Female Swivel Long Drop

	Hose I.D.	Tube Size	Thread Size	A-Drop Inches	Nut Hex	Part No.
 <p>Nut Hex</p>	1/4"	1/4"	7/16x20	1.80	9/16"	T27-4X4
	3/8"	3/8"	9/16x18	2.18	11/16"	T27-6X6*
	1/2"	1/2"	3/4x16	2.50	7/8"	T27-8X8
	3/4"	3/4"	1-1/16x12	3.73	1-1/4"	T27-12X12*
	1"	1"	1-5/16x12	4.50	1-1/2"	T27-16X16*
*JIC Seat & Thread Only						

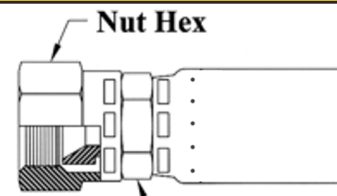
A
HOSE

B
VAR-CRIMP
COUPLINGS

C
GRIP CRIMP
COUPLINGS

T SERIES

SAE 45° - Female Swivel

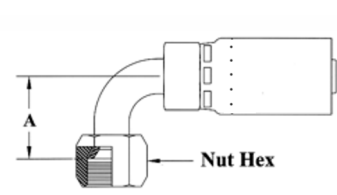
	Hose I.D.	Tube Size	Thread Size	Hex Size	Nut Hex	Part No.
 <p>Nut Hex</p> <p>Hex</p>	5/16"	3/8"	5/8x18	9/16"	3/4"	T07-5X6
	3/8"	3/8"	5/8x18	9/16"	3/4"	T07-6X6
	3/4"	3/4"	1-1/16x14	1"	1-1/4"	T07-12x12

D
3 SERIES
THERMOPLASTIC

E
QUICK
COUPLERS

T SERIES

SAE 45° Seat - 90° Female Swivel

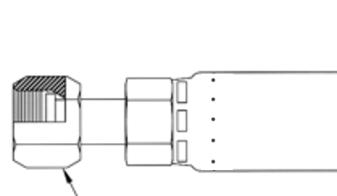
	Hose I.D.	Tube Size	Thread Size	A-Drop Inches	Nut Hex	Part No.
 <p>Nut Hex</p>	5/16"	3/8"	5/8x18	0.91	3/4"	T23-5X6
	3/8"	3/8"	5/8x18	0.91	3/4"	T23-6X6

F
REUSABLES,
PUSH-ON,
ACCESS.

G
ADAPTERS

T SERIES

O-Ring Face Seal (ORF) - Female Swivel

	Hose I.D.	Thread Size	Tube OD	Nut Hex	Part No.
 <p>Nut Hex</p>	1/4"	9/16x18	1/4"	11/16"	T30-4X4
	1/4"	11/16x16	3/8"	13/16"	T30-4X6
	5/16"	11/16x16	3/8"	13/16"	T30-5X6
	3/8"	11/16x16	3/8"	13/16"	T30-6X6
	3/8"	13/16x16	1/2"	15/16"	T30-6X8
	1/2"	13/16x16	1/2"	15/16"	T30-8X8
	1/2"	1x14	5/8"	1-1/8"	T30-8X10
	3/4"	1-3/16x12	3/4"	1-3/8"	T30-12X12
	1"	1-7/16x12	1"	1-5/8"	T30-16X16

H
FABRICATION
EQUIPMENT

J
THREAD ID
TECHNICAL

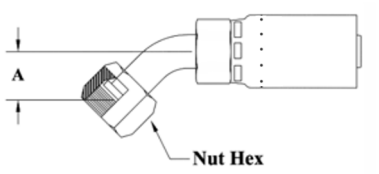
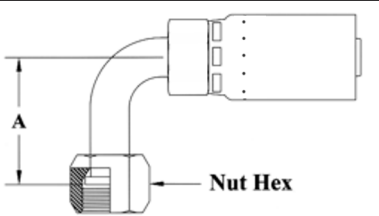
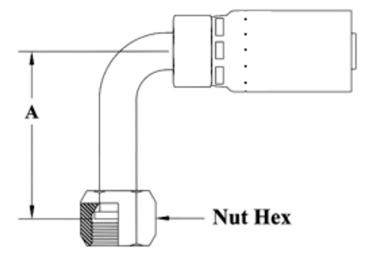
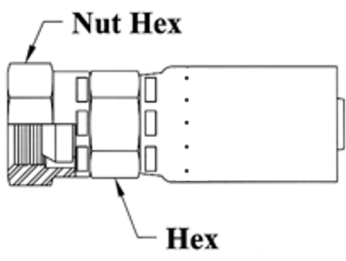
WWW.
COUPLAMATIC
COM

T SERIES COUPLINGS

Hydraulic Hose ends for 100R14 PTFE Hose (TR14), 100R7 Reduced OD Hose (1/4" - 3/8" RD7, RD7NC, RD7TL, & RD7TLNC), and Standard 100R7 (1/2" - 1" H7, H7NC, H7TL, & H7TLNC) The T Series Couplings are compatible with virtually all Crimp Machines and can be crimped with a standard straight crimp or bubble crimp.

Minimum Order Quantities: 10 pcs for 3/16" - 1/2" and 5 pcs for 3/4" and 1"

Trivalent Zinc Plating

HOSE A	T SERIES		O-Ring Face Seal (ORF) - 45° Female Swivel				Part No.
	Hose I.D.	Thread Size	Tube OD	A-Drop Inches	Nut Hex		
VARIABLE CRIMP COUPLINGS B		1/4"	9/16x18	1/4"	.41	11/16"	T31-4X4
		5/16"	11/16x16	3/8"	.43	13/16"	T31-5X6
		3/8"	11/16x16	3/8"	.43	13/16"	T31-6X6
		1/2"	13/16x16	1/2"	.60	15/16"	T31-8X8
		3/4"	1-3/16x12	3/4"	.83	1-3/8"	T31-12X12
		1"	1-7/16x12	1"	1.15	1-5/8"	T31-16X16
GRIP CRIMP COUPLINGS C	T SERIES		O-Ring Face Seal (ORF) - 90° Female Swivel				Part No.
	Hose I.D.	Thread Size	Tube OD	A-Drop Inches	Nut Hex		
3 SERIES THERMOPLASTIC D		1/4"	9/16x18	1/4"	0.78	11/16"	T32-4X4
		1/4"	11/16x16	3/8"	0.90	13/16"	T32-4X6
		5/16"	11/16x16	3/8"	0.90	13/16"	T32-5X6
		3/8"	11/16x16	3/8"	0.90	13/16"	T32-6X6
		3/8"	13/16x16	1/2"	1.15	15/16"	T32-6X8
		1/2"	13/16x16	1/2"	1.15	15/16"	T32-8X8
		3/4"	1-3/16x12	3/4"	1.88	1-3/8"	T32-12X12
		1"	1-7/16x12	1"	2.20	1-5/8"	T32-16X16
QUICK COUPLERS E	T SERIES		O-Ring Face Seal (ORF) - 90° Female Swivel Long Drop				Part No.
	Hose I.D.	Thread Size	Tube OD	A-Drop Inches	Nut Hex		
REUSABLE PUSH-ON ACCESS. F		1/4"	9/16x18	1/4"	1.80	11/16"	T33-4X4
		3/8"	11/16x16	3/8"	2.13	13/16"	T33-6X6
		1/2"	13/16x16	1/2"	2.51	15/16"	T33-8X8
ADAPTERS G	T SERIES		BSPP - British Standard Parallel 60° Cone - Female Swivel				Part No.
Hose I.D.	BSPP Size	Thread Size	Hex Size	Nut Hex			
FABRICATION EQUIPMENT H		1/4"	1/4"	G-1/4-19	9/16"	3/4"	T10-4X4
		3/8"	3/8"	G-3/8-19	3/4"	7/8"	T10-6X6
		1/2"	1/2"	G-1/2-14	13/16"	1"	T10-8X8
THREAD ID TECHNICAL J							
WWW. COUPLAMATIC COM K							


T SERIES COUPLINGS

Hydraulic Hose ends for 100R14 PTFE Hose (TR14), 100R7 Reduced OD Hose (1/4" - 3/8" RD7, RD7NC, RD7TL, & RD7TLNC), and Standard 100R7 (1/2" - 1" H7, H7NC, H7TL, & H7TLNC) The T Series Couplings are compatible with virtually all Crimp Machines and can be crimped with a standard straight crimp or bubble crimp.

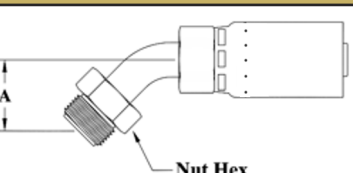
Minimum Order Quantities: 10 pcs for 3/16" - 1/2" and 5 pcs for 3/4" and 1"

Trivalent Zinc Plating

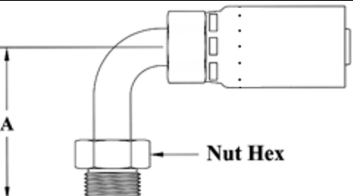
T SERIES Inverted Male - Straight

	Hose I.D.	Thread Size	Tube OD	Nut Hex	Part No.
 <p>Nut Hex</p>	1/4"	7/16x24	1/4"	7/16"	T18-4X4
	1/4"	1/2x20	5/16"	1/2"	T18-4X5
	5/16"	1/2x20	5/16"	1/2"	T18-5X5
	3/8"	5/8x18	3/8"	5/8"	T18-6X6

T SERIES Inverted Male - 45° Bend

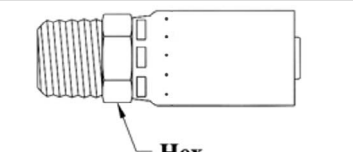
	Hose I.D.	Thread Size	Tube OD	A-Drop Inches	Nut Hex	Part No.
 <p>Nut Hex</p>	1/4"	7/16x24	1/4"	1.08	7/16"	T19-4X4
	3/8"	5/8x18	3/8"	1.03	5/8"	T19-6X6

T SERIES Inverted Male - 90° Bend

	Hose I.D.	Thread Size	Tube OD	A-Drop Inches	Nut Hex	Part No.
 <p>Nut Hex</p>	1/4"	7/16x24	1/4"	1.23	7/16"	T20-4X4
	3/8"	5/8x18	3/8"	1.63	5/8"	T20-6X6

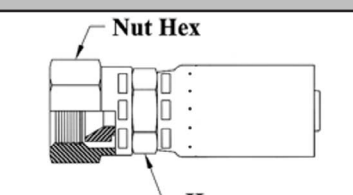
T SERIES NPTF - Male Solid

316 SS

316 STAINLESS STEEL CONSTRUCTION	Hose I.D.	Pipe Size	Thread Size	Hex Size	Part No.
 <p>Hex</p>	1/4"	1/4"	1/4-18	9/16"	SST01-4X4
	3/8"	3/8"	3/8-18	11/16"	SST01-6X6
	1/2"	1/2"	1/2-14	7/8"	SST01-8X8
	3/4"	3/4"	3/4-14	1-1/16"	SST01-12X12
	1"	1"	1-11 1/2	1-3/8"	SST01-16X16

T SERIES JIC 37° - Female Swivel

316 SS

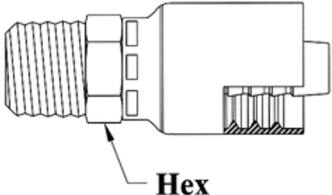

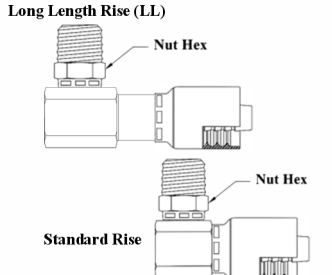
316 STAINLESS STEEL CONSTRUCTION	Hose I.D.	Tube Size	Thread Size	Hex Size	Nut Hex	Part No.
 <p>Nut Hex</p> <p>Hex</p>	1/4"	1/4"	7/16x20	1/2"	9/16"	SST09-4X4
	3/8"	3/8"	9/16x18	9/16"	11/16"	SST09-6X6
	1/2"	1/2"	3/4x16	3/4"	7/8"	SST09-8X8
	1/2"	5/8"	7/8x14	7/8"	1"	SST09-8X10
	3/4"	3/4"	1-1/16x12	1"	1-1/4"	SST09-12X12
	1"	1"	1-5/16x12	1-1/4"	1-1/2"	SST09-16X16

Visit www.couplamatic.com or call your sales representative to get the most current crimp charts.

A HOSE
B VARI-CRIMP COUPLINGS
C GRIP CRIMP COUPLINGS
D 3 SERIES THERMOPLASTIC
E QUICK COUPLERS
F REUSABLES, PUSHON, ACCESS.
G ADAPTERS
H FABRICATION EQUIPMENT
J THREAD ID TECHNICAL
WWW.COUPPLAMATIC.COM

GRIP CRIMP COUPLINGS

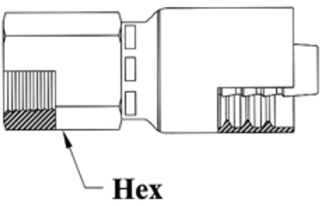
Bite to the Wire Hydraulic Hose ends for 100R1/1SN thin cover (57MB-1, 1SN), 100R2 thin cover (57MB-2, R2AT), 2SN (2SN), 2SK (2SK), HY-PLUS I (HPI), & III (HPIII), 100R16/2SC (R16), CS-Guard R16, Dura-Hyd R16 (DH16), Dura-Hyd EX R16 (DHEX16), Ultra R16 (Ultra R16), 100R17 (R17 & R17R), Dura-Hyd R17 (DH17 & WDH17), 100R19 (R19), 100R3 (R3), 100R4 (R4), & Jack hose (Male NPTF Solid Only) (JH). Grip Crimp couplings can be crimped in virtually all adjustable crimp machines. Some non-adjustable crimp equipment can produce crimp dimensions within CSI's recommended crimp specification. Trivalent Zinc Plating

HOSE A	GRIP CRIMP		NPTF - Male Solid			Part No.						
	Hose I.D.	Pipe Size	Thread Size	Hex Size								
VAR-CRIMP COUPLINGS B	1/4"	1/8"	1/8-27	9/16"	GC01-4x2							
	1/4"	1/4"	1/4-18	9/16"	GC01-4x4							
	1/4"	3/8"	3/8-18	11/16"	GC01-4x6							
	1/4"	1/2"	1/2-14	7/8"	GC01-4x8							
	3/8"	1/4"	1/4-18	3/4"	GC01-6x4							
	3/8"	3/8"	3/8-18	3/4"	GC01-6x6							
	3/8"	1/2"	1/2-14	7/8"	GC01-6x8							
	1/2"	1/4"	1/4-18	7/8"	GC01-8x4							
	1/2"	3/8"	3/8-18	7/8"	GC01-8x6							
	1/2"	1/2"	1/2-14	7/8"	GC01-8x8							
	1/2"	3/4"	3/4-14	1-1/8"	GC01-8x12							
	5/8"	1/2"	1/2-14	15/16"	GC01-10x8							
	5/8"	3/4"	3/4-14	1-1/8"	GC01-10x12							
	3/4"	1/2"	1/2-14	1-1/8"	GC01-12x8							
	3/4"	3/4"	3/4-14	1-1/8"	GC01-12x12							
GRIP CRIMP COUPLINGS C	3/4"	1"	1-11 1/2	1-3/8"	GC01-12x16							
	1"	3/4"	3/4-14	1-3/8"	GC01-16x12							
	1"	1"	1-11 1/2	1-3/8"	GC01-16x16							
	1-1/4"	1-1/4"	1 1/4-11 1/2	1-11/16"	GC01-20x20							
	1-1/2"	1-1/2"	1 1/2-11 1/2	2"	GC01-24x24							
	2"	2"	2-11 1/2	2-1/2"	GC01-32x32							
	3 SERIES THERMOPLASTIC D											
							QUICK COUPLERS E	GRIP CRIMP		NPTF - Male Swivel		
								Hose I.D.	Pipe Size	Thread Size	Nut Hex	Part No.
								REUSABLES, PUSH-ON, ACCESS. F	1/4"	1/8"	1/8-27	5/8"
1/4"									1/4"	1/4-18	5/8"	GC04-4x4
1/4"									3/8"	3/8-18	3/4"	GC04-4x6
3/8"									1/4"	1/4-18	3/4"	GC04-6x4
3/8"									3/8"	3/8-18	3/4"	GC04-6x6
3/8"									1/2"	1/2-14	7/8"	GC04-6x8
1/2"									3/8"	3/8-18	3/4"	GC04-8x6
1/2"	1/2"	1/2-14	7/8"	GC04-8x8								
3/4"	3/4"	3/4-14	1-1/4"	GC04-12x12								
1"	1"	1-11 1/2	1-3/8"	GC04-16x16								
ADAPTERS G	Swivel for installation purposes only. Leakage may occur at low pressure.											
	GRIP CRIMP		NPTF - Male Swivel 90°									
	Hose I.D.	Pipe Size	Thread Size	Nut Hex	Part No.	Long Length Part No.						
	FABRICATION EQUIPMENT H											
		THREAD ID TECHNICAL J	1/4"	1/4"	1/4-18	5/8"	GC14 4x4	GC14LL-4x4				
			3/8"	3/8"	3/8-18	3/4"	GC14-6x6	GC14LL-6x6				
			3/8"	1/2"	1/2-14	7/8"	GC14-6x8	GC14LL-6x8				
			1/2"	1/2"	1/2-14	7/8"	GC14-8x8	GC14LL-8x8				
			3/4"	3/4"	3/4-14	1-1/4"	GC14-12x12	GC14LL-12x12				
			1"	1"	1-11 1/2	1-3/8"	GC14-16x16					
WWW. COUPLAMATIC .COM WWW												
			Swivel for installation purposes only. Leakage may occur at low pressure.									

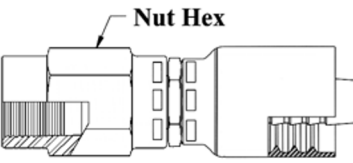
GRIP CRIMP COUPLINGS

Bite to the Wire Hydraulic Hose ends for 100R1/1SN thin cover (57MB-1, 1SN), 100R2 thin cover (57MB-2, R2AT), 2SN (2SN), 2SK (2SK), HY-PLUS I (HPI), & III (HPIII), 100R16/2SC (R16), CS-Guard R16, Dura-Hyd R16 (DH16), Dura-Hyd EX R16 (DHEX16), Ultra R16 (Ultra R16), 100R17 (R17 & R17R), Dura-Hyd R17 (DH17 & WDH17), 100R19 (R19), 100R3 (R3), 100R4 (R4), & Jack hose (Male NPTF Solid Only) (JH). Grip Crimp couplings can be crimped in virtually all adjustable crimp machines. Some non-adjustable crimp equipment can produce crimp dimensions within CSI's recommended crimp specification. Trivalent Zinc Plating

GRIP CRIMP NPTF - Female Solid

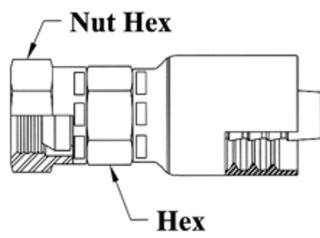
	Hose I.D.	Pipe Size	Thread Size	Hex Size	Part No.
	1/4"	1/8"	1/8-27	5/8"	GC02-4x2
	1/4"	1/4"	1/4-18	3/4"	GC02-4x4
	3/8"	1/4"	1/4-18	3/4"	GC02-6x4
	3/8"	3/8"	3/8-18	7/8"	GC02-6x6
	3/8"	1/2"	1/2-14	1"	GC02-6x8
	1/2"	1/2"	1/2-14	1"	GC02-8x8
	3/4"	3/4"	3/4-14	1-1/4"	GC02-12x12

GRIP CRIMP NPTF - Female Swivel

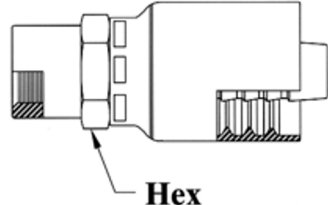
	Hose I.D.	Pipe Size	Thread Size	Hex Size	Nut Hex	Part No.
	1/4"	1/4"	1/4-18	5/8"	3/4"	GC16-4x4
	3/8"	3/8"	3/8-18	11/16"	7/8"	GC16-6x6
	1/2"	1/2"	1/2-14	7/8"	1"	GC16-8x8
	3/4"	3/4"	3/4-14	1-1/8"	1-1/4"	GC16-12x12

Swivel for installation purposes only. Leakage may occur at low pressure.

GRIP CRIMP NPSM - Female Swivel

	Hose I.D.	Pipe Size	Thread Size	Hex Size	Nut Hex	Part No.
	1/4"	1/4"	1/4-18	9/16"	11/16"	GC05-4x4
	3/8"	3/8"	3/8-18	11/16"	7/8"	GC05-6x6
	3/8"	1/2"	1/2-14	3/4"	1"	GC05-6x8
	1/2"	1/2"	1/2-14	7/8"	1"	GC05-8x8
	3/4"	3/4"	3/4-14	1-1/8"	1-1/4"	GC05-12x12
	1"	1"	1-11 1/2	1-3/8"	1-1/2"	GC05-16x16
	1-1/4"	1-1/4"	1 1/4-11 1/2	1-11/16"	1-7/8"	GC05-20x20

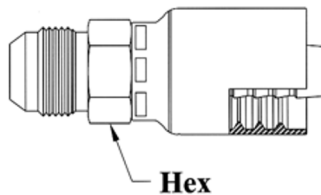
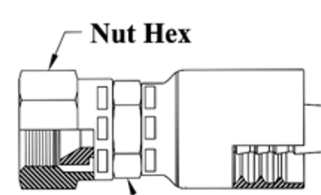

GRIP CRIMP 1/2-27 Grease Tap - Female

	Hose I.D.	Thread Size	Hex Size	Part No.
	1/4"	1/2-27	3/4"	GC03-4x8
	3/8"	1/2-27	3/4"	GC03-6x8

A	HOSE
B	VARIABLE CRIMP COUPLINGS
C	GRIP CRIMP COUPLINGS
D	3 SERIES THERMOPLASTIC
E	QUICK COUPLERS
F	REUSABLES, PUSHON, ACCESS.
G	ADAPTERS
H	FABRICATION EQUIPMENT
J	THREAD ID TECHNICAL
WWW.	COUPLAMATIC.COM

GRIP CRIMP COUPLINGS

Bite to the Wire Hydraulic Hose ends for 100R1/1SN thin cover (57MB-1, 1SN), 100R2 thin cover (57MB-2, R2AT), 2SN (2SN), 2SK (2SK), HY-PLUS I (HPI), & III (HPIII), 100R16/2SC (R16), CS-Guard R16, Dura-Hyd R16 (DH16), Dura-Hyd EX R16 (DHEX16), Ultra R16 (Ultra R16), 100R17 (R17 & R17R), Dura-Hyd R17 (DH17 & WDH17), 100R19 (R19), 100R3 (R3), 100R4 (R4), & Jack hose (Male NPTF Solid Only) (JH). Grip Crimp couplings can be crimped in virtually all adjustable crimp machines. Some non-adjustable crimp equipment can produce crimp dimensions within CSI's recommended crimp specification. Trivalent Zinc Plating

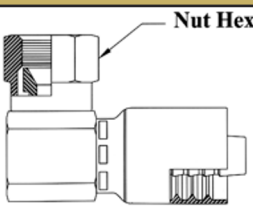
HOSE	GRIP CRIMP		JIC 37° - Male Solid			Part No.		
	Hose I.D.	Thread Size	Tube OD	Hex Size				
A VARICRIMP COUPLINGS	1/4"	7/16x20	1/4"	9/16"	GC08-4x4			
	1/4"	1/2x20	5/16"	9/16"	GC08-4x5			
	1/4"	9/16x18	3/8"	5/8"	GC08-4x6			
	3/8"	9/16x18	3/8"	11/16"	GC08-6x6			
	3/8"	3/4x16	1/2"	3/4"	GC08-6x8			
	3/8"	7/8x14	5/8"	7/8"	GC08-6x10			
	1/2"	3/4x16	1/2"	7/8"	GC08-8x8			
	1/2"	7/8x14	5/8"	7/8"	GC08-8x10			
	1/2"	1-1/16x12	3/4"	1-1/8"	GC08-8x12			
	5/8"	3/4x16	1/2"	15/16"	GC08-10x8			
	5/8"	7/8x14	5/8"	15/16"	GC08-10x10			
	5/8"	1-1/16x12	3/4"	1-1/8"	GC08-10x12			
	3/4"	7/8x14	5/8"	1-1/8"	GC08-12x10			
	3/4"	1-1/16x12	3/4"	1-1/8"	GC08-12x12			
	3/4"	1-3/16x12	7/8"	1-3/8"	GC08-12x14			
	3/4"	1-5/16x12	1"	1-3/8"	GC08-12x16			
	B GRIP CRIMP COUPLINGS	1"	1-3/16x12	7/8"	1-3/8"	GC08-16x14		
1"		1-5/16x12	1"	1-3/8"	GC08-16x16			
1-1/4"		1-5/8x12	1-1/4"	1-11/16"	GC08-20x20			
1-1/2"		1-7/8x12	1-1/2"	2"	GC08-24x24			
C 3 SERIES THERMOPLASTIC		GRIP CRIMP		JIC 37° - Female Swivel			Part No.	
		Hose I.D.	Thread Size	Tube OD	Hex Size	Nut Hex		
		1/4"	7/16x20	1/4"	9/16"	9/16"	GC09-4x4	
		1/4"	1/2x20	5/16"	9/16"	5/8"	GC09-4x5	
		1/4"	9/16x18	3/8"	9/16"	11/16"	GC09-4x6	
		3/8"	7/16x20	1/4"	11/16"	9/16"	GC09-6x4	
		3/8"	1/2x20	5/16"	11/16"	5/8"	GC09-6X5	
		3/8"	9/16x18	3/8"	11/16"	11/16"	GC09-6x6	
		3/8"	3/4x16	1/2"	11/16"	7/8"	GC09-6x8	
		3/8"	7/8x14	5/8"	7/8"	1"	GC09-6x10	
		3/8"	1-1/16x12	3/4"	1"	1-1/4"	GC09-6x12	
		1/2"	9/16x18	3/8"	7/8"	11/16"	GC09-8x6	
		1/2"	3/4x16	1/2"	7/8"	7/8"	GC09-8x8	
	1/2"	7/8x14	5/8"	7/8"	1"	GC09-8x10		
	1/2"	1-1/16x12	3/4"	1-1/8"	1-1/4"	GC09-8x12		
	1/2"	1-5/16x12	1"	1-1/4"	1-1/2"	GC09-8x16		
	D QUICK COUPLERS	5/8"	3/4x16	1/2"	15/16"	7/8"	GC09-10x8	
5/8"		7/8x14	5/8"	15/16"	1"	GC09-10x10		
5/8"		1-1/16x12	3/4"	1-1/16"	1-1/4"	GC09-10x12		
3/4"		3/4x16	1/2"	1-1/16"	7/8"	GC09-12X8		
3/4"		7/8x14	5/8"	1-1/16"	1"	GC09-12x10		
3/4"		1-1/16x12	3/4"	1-1/16"	1-1/4"	GC09-12x12		
3/4"		1-3/16x12	7/8"	1-3/8"	1-1/2"	GC09-12x14		
3/4"		1-5/16x12	1"	1-3/8"	1-1/2"	GC09-12x16		
1"		1-1/16x12	3/4"	1-3/8"	1-1/4"	GC09-16x12		
1"		1-5/16x12	1"	1-3/8"	1-1/2"	GC09-16x16		
1"		1-5/8x12	1-1/4"	1-11/16"	2"	GC09-16x20		
1-1/4"		1-5/8x12	1-1/4"	1-11/16"	2"	GC09-20x20		
1-1/2"		1-7/8x12	1-1/2"	2"	2-1/4"	GC09-24x24		
2"		2-1/2x12	2"	2-1/2"	2-7/8"	GC09-32x32		
E REUSABLE PUSHON ACCESS.		 <p>Nut Hex</p> <p>Hex</p>	 <p>Nut Hex</p> <p>Hex</p>	 <p>Nut Hex</p> <p>Hex</p>				
					F ADAPTERS	G FABRICATION EQUIPMENT	H THREAD ID TECHNICAL	I WWW.COULAMATIC.COM

GRIP CRIMP COUPLINGS

Bite to the Wire Hydraulic Hose ends for 100R1/1SN thin cover (57MB-1, 1SN), 100R2 thin cover (57MB-2, R2AT), 2SN (2SN), 2SK (2SK), HY-PLUS I (HPI), & III (HPIII), 100R16/2SC (R16), CS-Guard R16, Dura-Hyd R16 (DH16), Dura-Hyd EX R16 (DHEX16), Ultra R16 (Ultra R16), 100R17 (R17 & R17R), Dura-Hyd R17 (DH17 & WDH17), 100R19 (R19), 100R3 (R3), 100R4 (R4), & Jack hose (Male NPTF Solid Only) (JH). Grip Crimp couplings can be crimped in virtually all adjustable crimp machines. Some non-adjustable crimp equipment can produce crimp dimensions within CSI's recommended crimp specification. Trivalent Zinc Plating

GRIP CRIMP

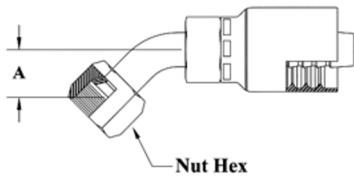
JIC 37° - 90° Female Swivel

	Hose I.D.	Thread Size	Tube OD	Nut Hex	Part No.
	3/8"	9/16x18	3/8"	11/16"	GC17-6x6
	3/8"	3/4x16	1/2"	7/8"	GC17-6x8
	1/2"	3/4x16	1/2"	7/8"	GC17-8x8
	1/2"	7/8x14	5/8"	1"	GC17-8x10

A HOSE
B VARI-CRIMP COUPLINGS

GRIP CRIMP

JIC/SAE Dual Seat - 45° Female Swivel

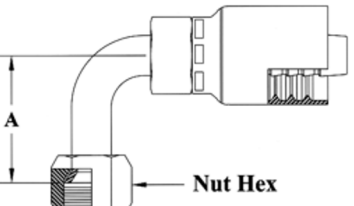
	Hose I.D.	Thread Size	Tube OD	A-Drop Inches	Nut Hex	Part No.
	1/4"	7/16x20	1/4"	0.47	9/16"	GC25-4x4
	1/4"	1/2x20	5/16"	0.53	5/8"	GC25-4x5
	1/4"	9/16x18	3/8"	0.59	11/16"	GC25-4x6*
	3/8"	7/16x20	1/4"	0.47	9/16"	GC25-6x4
	3/8"	1/2x20	5/16"	0.53	5/8"	GC25-6x5
	3/8"	9/16x18	3/8"	0.59	11/16"	GC25-6x6*
	3/8"	3/4x16	1/2"	0.71	7/8"	GC25-6x8
	1/2"	3/4x16	1/2"	0.71	7/8"	GC25-8x8
	1/2"	7/8x14	5/8"	0.84	1"	GC25-8x10
	1/2"	1-1/16x12	3/4"	0.830	1-1/4"	GC25-8x12
	5/8"	7/8x14	5/8"	0.68	1"	GC25-10x10
	5/8"	1-1/16x12	3/4"	0.78	1-1/4"	GC25-10x12*
	3/4"	1-1/16x12	3/4"	1.12	1-1/4"	GC25-12x12*
	3/4"	1-5/16x12	1"	1.15	1-1/2"	GC25-12x16*
	1"	1-5/16x12	1"	1.15	1-1/2"	GC25-16x16*
	1-1/4"	1-5/8x12	1-1/4"	1.69	2"	GC25 20x20

*JIC Seat and thread only

C GRIP CRIMP COUPLINGS
D 3 SERIES THERMOPLASTIC
E QUICK COUPLERS
F REUSABLES, PUSHION, ACCESS.

GRIP CRIMP

JIC/SAE Dual Seat - 90° Female Swivel

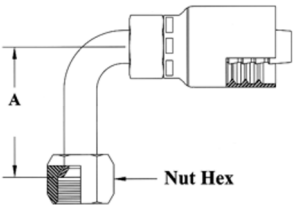
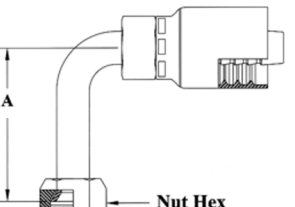
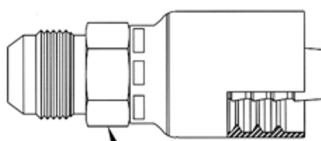
	Hose I.D.	Thread Size	Tube OD	A-Drop Inches	Nut Hex	Part No.
	1/4"	7/16x20	1/4"	0.81	9/16"	GC26-4x4
	1/4"	1/2x20	5/16"	0.83	5/8"	GC26-4x5
	1/4"	9/16x18	3/8"	0.91	11/16"	GC26-4x6*
	3/8"	7/16x20	1/4"	0.81	9/16"	GC26-6x4
	3/8"	1/2x20	5/16"	0.83	5/8"	GC26-6x5
	3/8"	9/16x18	3/8"	0.91	11/16"	GC26-6x6*
	3/8"	3/4x16	1/2"	1.15	7/8"	GC26-6x8
	1/2"	9/16x18	3/8"	0.91	11/16"	GC26-8x6*
	1/2"	3/4x16	1/2"	1.15	7/8"	GC26-8x8
	1/2"	7/8x14	5/8"	1.23	1"	GC26-8x10
	1/2"	1-1/16x12	3/4"	1.89	1-1/4"	GC26-8x12
	5/8"	7/8x14	5/8"	1.23	1"	GC26-10x10
	5/8"	1-1/16x12	3/4"	1.88	1-1/4"	GC26-10x12*
	3/4"	7/8x14	5/8"	1.23	1"	GC26-12x10
	3/4"	1-1/16x12	3/4"	1.88	1-1/4"	GC26-12x12*
	3/4"	1-5/16x12	1"	2.20	1-1/2"	GC26-12x16*
1"	1-5/16x12	1"	2.20	1-1/2"	GC26-16x16*	
1-1/4"	1-5/8x12	1-1/4"	3.31	2"	GC26-20x20	

*JIC Seat and thread only

G ADAPTERS
H FABRICATION EQUIPMENT
J THREAD ID TECHNICAL
WWW.COUPPLAMATIC.COM

GRIP CRIMP COUPLINGS

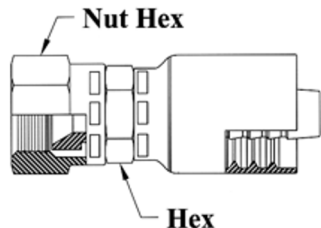
Bite to the Wire Hydraulic Hose ends for 100R1/1SN thin cover (57MB-1, 1SN), 100R2 thin cover (57MB-2, R2AT), 2SN (2SN), 2SK (2SK), HY-PLUS I (HPI), & III (HPIII), 100R16/2SC (R16), CS-Guard R16, Dura-Hyd R16 (DH16), Dura-Hyd EX R16 (DHEX16), Ultra R16 (Ultra R16), 100R17 (R17 & R17R), Dura-Hyd R17 (DH17 & WDH17), 100R19 (R19), 100R3 (R3), 100R4 (R4), & Jack hose (Male NPTF Solid Only) (JH). Grip Crimp couplings can be crimped in virtually all adjustable crimp machines. Some non-adjustable crimp equipment can produce crimp dimensions within CSI's recommended crimp specification. Trivalent Zinc Plating

HOSE	GRIP CRIMP		JIC/SAE Dual Seat - 90° Female Swivel Medium Drop			Part No.	
	Hose I.D.	Thread Size	Tube OD	A-Drop Inches	Nut Hex		
A VAR-CRIMP COUPLINGS		1/4"	7/16x20	1/4"	1.26	9/16"	GC24-4x4
		1/4"	9/16x18	3/8"	1.50	11/16"	GC24-4x6*
		3/8"	9/16x18	3/8"	1.50	11/16"	GC24-6x6*
		3/8"	3/4x16	1/2"	1.63	7/8"	GC24-6x8
		1/2"	3/4x16	1/2"	1.63	7/8"	GC24-8x8
		1/2"	7/8x14	5/8"	1.85	1"	GC24-8x10
		5/8"	7/8x14	5/8"	1.85	1"	GC24-10x10
		3/4"	1-1/16x12	3/4"	2.28	1-1/4"	GC24-12x12*
		1"	1-5/16x12	1"	2.79	1-1/2"	GC24-16x16*
				*JIC Seat and thread only			
HOSE	GRIP CRIMP		JIC/SAE Dual Seat - 90° Female Swivel Long Drop			Part No.	
	Hose I.D.	Thread Size	Tube OD	A-Drop Inches	Nut Hex		
B GRIP CRIMP COUPLINGS		1/4"	7/16x20	1/4"	1.80	9/16"	GC27-4x4
		1/4"	1/2x20	5/16"	1.80	5/8"	GC27-4x5
		1/4"	9/16x18	3/8"	2.18	11/16"	GC27-4x6*
		3/8"	7/16x20	1/4"	1.80	9/16"	GC27-6x4
		3/8"	1/2x20	5/16"	1.80	5/8"	GC27-6x5
		3/8"	9/16x18	3/8"	2.18	11/16"	GC27-6x6*
		3/8"	3/4x16	1/2"	2.50	7/8"	GC27-6x8
		1/2"	3/4x16	1/2"	2.50	7/8"	GC27-8x8
		1/2"	7/8x14	5/8"	2.75	1"	GC27-8x10
		5/8"	7/8x14	5/8"	2.75	1"	GC27-10x10
		*JIC Seat and thread only					
HOSE	GRIP CRIMP		SAE 45° - Male Solid			Part No.	
	Hose I.D.	Thread Size	Tube OD	Hex Size	Part No.		
C 3 SERIES THERMOPLASTIC		3/8"	5/8x18	3/8"	3/4"	GC06-6x6	
		3/4"	1-1/16x14	3/4"	1-1/8"	GC06-12x12	
D QUICK COUPLERS							
E REUSABLE PUSH-ON ACCESS.							
F ADAPTERS							
G FABRICATION EQUIPMENT							
H THREAD ID TECHNICAL							
J WWW.COUPLAMATIC.COM							

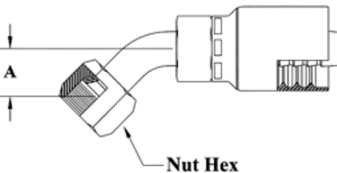
GRIP CRIMP COUPLINGS

Bite to the Wire Hydraulic Hose ends for 100R1/1SN thin cover (57MB-1, 1SN), 100R2 thin cover (57MB-2, R2AT), 2SN (2SN), 2SK (2SK), HY-PLUS I (HPI), & III (HPIII), 100R16/2SC (R16), CS-Guard R16, Dura-Hyd R16 (DH16), Dura-Hyd EX R16 (DHEX16), Ultra R16 (Ultra R16), 100R17 (R17 & R17R), Dura-Hyd R17 (DH17 & WDH17), 100R19 (R19), 100R3 (R3), 100R4 (R4), & Jack hose (Male NPTF Solid Only) (JH). Grip Crimp couplings can be crimped in virtually all adjustable crimp machines. Some non-adjustable crimp equipment can produce crimp dimensions within CSI's recommended crimp specification. Trivalent Zinc Plating

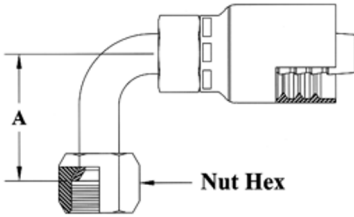
GRIP CRIMP SAE 45° - Female Swivel

	Hose I.D.	Thread Size	Tube OD	Hex Size	Nut Hex	Part No.
	1/4"	5/8x18	3/8"	11/16"	3/4"	GC07-4x6
	3/8"	5/8x18	3/8"	3/4"	13/16"	GC07-6x6
	3/4"	1-1/16x14	3/4"	1-1/8"	1-1/4"	GC07-12x12

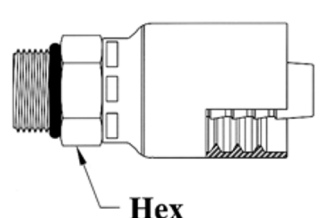
GRIP CRIMP SAE 45° Seat - 45° Female Swivel

	Hose I.D.	Thread Size	Tube OD	A-Drop Inches	Nut Hex	Part No.
	3/8"	5/8x18	3/8"	0.59	3/4"	GC22-6x6

GRIP CRIMP SAE 45° Seat - 90° Female Swivel

	Hose I.D.	Thread Size	Tube OD	A-Drop Inches	Nut Hex	Part No.
	3/8"	5/8x18	3/8"	0.91	3/4"	GC23-6x6
	3/8"	5/8x18	3/8"	2.18	3/4"	GC23-6x6L


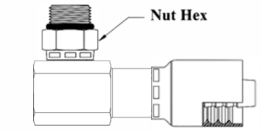
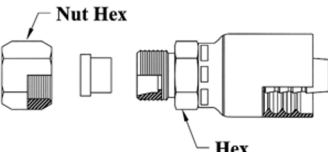
GRIP CRIMP ORB - Male Solid

	Hose I.D.	Thread Size	Tube OD	Hex Size	Part No.
	1/4"	7/16x20	1/4"	9/16"	GC11-4x4
	1/4"	1/2x20	5/16"	5/8"	GC11-4x5
	1/4"	9/16x18	3/8"	11/16"	GC11-4x6
	1/4"	3/4x16	1/2"	7/8"	GC11-4x8
	3/8"	9/16x18	3/8"	11/16"	GC11-6x6
	3/8"	3/4x16	1/2"	7/8"	GC11-6x8
	3/8"	7/8x14	5/8"	1"	GC11-6x10
	1/2"	3/4x16	1/2"	7/8"	GC11-8x8
	1/2"	7/8x14	5/8"	1"	GC11-8x10
	1/2"	1-1/16x12	3/4"	1-1/4"	GC11-8x12
	5/8"	3/4x16	1/2"	15/16"	GC11-10x8
	5/8"	7/8x14	5/8"	1"	GC11-10x10
	5/8"	1-1/16x12	3/4"	1-1/4"	GC11-10x12
	3/4"	7/8x14	5/8"	1-1/8"	GC11-12x10
	3/4"	1-1/16x12	3/4"	1-1/4"	GC11-12x12
	1"	1-5/16x12	1"	1-1/2"	GC11-16x16

A HOSE
B VARIOUS CRIMP COUPLINGS
C GRIP CRIMP COUPLINGS
D 3 SERIES THERMOPLASTIC
E QUICK COUPLERS
F REUSABLES, PUSH-IN, ACCESS.
G ADAPTERS
H FABRICATION EQUIPMENT
J THREAD ID TECHNICAL
 WWW.COUPPLAMATIC.COM

GRIP CRIMP COUPLINGS

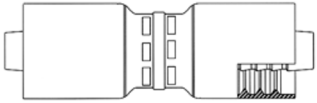
Bite to the Wire Hydraulic Hose ends for 100R1/1SN thin cover (57MB-1, 1SN), 100R2 thin cover (57MB-2, R2AT), 2SN (2SN), 2SK (2SK), HY-PLUS I (HPI), & III (HPIII), 100R16/2SC (R16), CS-Guard R16, Dura-Hyd R16 (DH16), Dura-Hyd EX R16 (DHEX16), Ultra R16 (Ultra R16), 100R17 (R17 & R17R), Dura-Hyd R17 (DH17 & WDH17), 100R19 (R19), 100R3 (R3), 100R4 (R4), & Jack hose (Male NPTF Solid Only) (JH). Grip Crimp couplings can be crimped in virtually all adjustable crimp machines. Some non-adjustable crimp equipment can produce crimp dimensions within CSI's recommended crimp specification. Trivalent Zinc Plating

		GRIP CRIMP		ORB - Male Swivel					
A HOSE	B VAR-CRIMP COUPLINGS	C GRIP CRIMP COUPLINGS	Hose I.D.	Thread Size	Tube OD	Nut Hex	Part No.		
				1/4"	7/16x20	1/4"	5/8"	GC12-4x4	
	1/4"	9/16x18	3/8"	3/4"	GC12-4x6				
	3/8"	9/16x18	3/8"	3/4"	GC12-6x6				
	3/8"	3/4x16	1/2"	7/8"	GC12-6x8				
	1/2"	3/4x16	1/2"	7/8"	GC12-8x8				
	1/2"	7/8x14	5/8"	1"	GC12-8x10				
	3/4"	1-1/16x12	3/4"	1-1/4"	GC12-12x12				
	1"	1-5/16x12	1"	1-1/2"	GC12-16x16				
Swivel for installation purposes only. Leakage may occur at low pressure.									
		GRIP CRIMP		ORB - Male Swivel 90°					
D 3 SERIES THERMOPLASTIC	E QUICK COUPLERS	F GRIP CRIMP COUPLINGS	Hose I.D.	Thread Size	Tube OD	Nut Hex	Part No.	Long Length Part No.	
				1/4"	7/16x20	1/4"	5/8"	GC15-4x4	
			1/4"	9/16x18	3/8"	3/4"	GC15-4x6		
			3/8"	9/16x18	3/8"	3/4"	GC15-6x6	GC15LL-6x6	
			3/8"	3/4x16	1/2"	7/8"	GC15-6x8	GC15LL-6x8	
			3/8"	7/8x14	5/8"	1"	GC15-6x10		
			1/2"	3/4x16	1/2"	7/8"	GC15-8x8	GC15LL-8x8	
			1/2"	7/8x14	5/8"	1"	GC15-8x10	GC15LL-8x10	
			3/4"	1-1/16x12	3/4"	1-1/4"	GC15-12x12	GC15LL-12x12	
			1"	1-5/16x12	1"	1-1/2"	GC15-16x16		
Swivel for installation purposes only. Leakage may occur at low pressure.									
		GRIP CRIMP		Tube Repair Couplings					
G ADAPTERS	H FABRICATION EQUIPMENT	I TUBE REPAIR COUPLINGS	Hose I.D.	Thread Size	Tube OD	Hex Size	Nut Hex	Part No.	
				1/4"	7/16x20	1/4"	9/16"	9/16"	GC28-4x4
			1/4"	1/2x20	5/16"	9/16"	5/8"	GC28-4x5	
			3/8"	1/2x20	5/16"	11/16"	5/8"	GC28-6x5	
			3/8"	9/16x18	3/8"	11/16"	11/16"	GC28-6x6	
			3/8"	3/4x16	1/2"	3/4"	7/8"	GC28-6x8	
			1/2"	3/4x16	1/2"	7/8"	7/8"	GC28-8x8	
			1/2"	7/8x14	5/8"	7/8"	15/16"	GC28-8x10	
			3/4"	1-1/16x12	3/4"	1-1/8"	1-1/4"	GC28-12x12	
			1"	1-5/16x12	1"	1-3/8"	1-1/2"	GC28-16x16	
Nuts and Sleeves									
			Tube Size		Nut Part No.		Sleeve Part No.		
			1/4"		718x4		719x4		
			5/16"		718x5		719x5		
			3/8"		718x6		719x6		
			1/2"		718x8		719x8		
			5/8"		718x10		719x10		
			3/4"		718x12		719x12		
			1"		718x16		719x16		
J THREAD ID TECHNICAL		K TUBE REPAIR COUPLINGS		L NUTS AND SLEEVES		M SLEEVE		N WWW.COUPLAMATIC.COM	

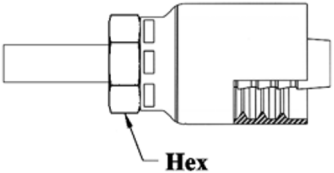
GRIP CRIMP COUPLINGS

Bite to the Wire Hydraulic Hose ends for 100R1/1SN thin cover (57MB-1, 1SN), 100R2 thin cover (57MB-2, R2AT), 2SN (2SN), 2SK (2SK), HY-PLUS I (HPI), & III (HPIII), 100R16/2SC (R16), CS-Guard R16, Dura-Hyd R16 (DH16), Dura-Hyd EX R16 (DHEX16), Ultra R16 (Ultra R16), 100R17 (R17 & R17R), Dura-Hyd R17 (DH17 & WDH17), 100R19 (R19), 100R3 (R3), 100R4 (R4), & Jack hose (Male NPTF Solid Only) (JH). Grip Crimp couplings can be crimped in virtually all adjustable crimp machines. Some non-adjustable crimp equipment can produce crimp dimensions within CSI's recommended crimp specification. Trivalent Zinc Plating

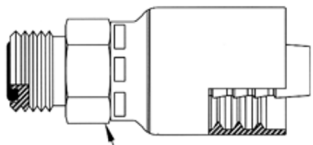
GRIP CRIMP Hose Splicer Couplings

		Hose I.D.	Part No.
		1/4"	GC13-4x4
		3/8"	GC13-6x6
		1/2"	GC13-8x8
		5/8"	GC13-10x10
		3/4"	GC13-12x12
		1"	GC13-16x16

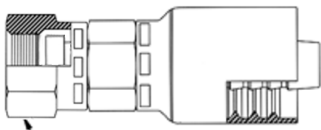
GRIP CRIMP Standpipe

		Hose I.D.	Tube Size	Tube Rise	Hex Size	Part No.
		1/4"	1/4"	1.10	5/8"	GC21-4x4
		3/8"	3/8"	1.30	3/4"	GC21-6x6
		1/2"	1/2"	1.58	7/8"	GC21-8x8
		5/8"	5/8"	1.34	1"	GC21-10x10

GRIP CRIMP O-Ring Face Seal (ORF) - Male Solid

		Hose I.D.	Thread Size	Tube OD	Hex Size	Part No.	
		1/4"	9/16x18	1/4"	5/8"	GC29-4x4	
		1/4"	11/16x16	3/8"	3/4"	GC29-4x6	
		3/8"	11/16x16	3/8"	3/4"	GC29-6x6	
		3/8"	13/16x16	1/2"	7/8"	GC29-6x8	
		1/2"	13/16x16	1/2"	7/8"	GC29-8x8	
		1/2"	1x14	5/8"	1-1/16"	GC29-8x10	
		1/2"	1-3/16x12	3/4"	1-1/4"	GC29-8x12	
		5/8"	1x14	5/8"	1-1/16"	GC29-10x10	
		5/8"	1-3/16x12	3/4"	1-1/4"	GC29-10x12	
		3/4"	1-3/16x12	3/4"	1-1/4"	GC29-12x12	
		1"	1-7/16x12	1"	1-1/2"	GC29-16x16	
	Couplings are capped with O-ring included.						

GRIP CRIMP O-Ring Face Seal (ORF) - Female Swivel Short Rise

		Hose I.D.	Thread Size	Tube OD	Hex Size	Nut Hex	Part No.
		1/4"	9/16x18	1/4"	9/16"	11/16"	GC75-4x4
		1/4"	11/16x16	3/8"	5/8"	13/16"	GC75-4x6
		3/8"	11/16x16	3/8"	11/16"	13/16"	GC75-6x6
		3/8"	13/16x16	1/2"	3/4"	15/16"	GC75-6x8
		1/2"	13/16x16	1/2"	13/16"	15/16"	GC75-8x8
		1/2"	1x14	5/8"	15/16"	1-1/8"	GC75-8x10
		5/8"	1x14	5/8"	15/16"	1-1/8"	GC75-10x10
		5/8"	1-3/16x12	3/4"	1-1/8"	1-3/8"	GC75-10x12
		3/4"	1-3/16x12	3/4"	1-1/8"	1-3/8"	GC75-12x12
		3/4"	1-7/16x12	1"	1-3/8"	1-5/8"	GC75-12x16
		1"	1-7/16x12	1"	1-3/8"	1-5/8"	GC75-16x16
		1-1/4"	1-11/16x12	1-1/4"	1-11/16"	1-7/8"	GC75-20x20

A
HOSE

B
VAR-CRIMP
COUPLINGS

C
GRIP CRIMP
COUPLINGS

D
3 SERIES
THERMOPLASTIC

E
QUICK
COUPLERS

F
REUSABLES,
PUSHON, ACCESS.

G
ADAPTERS

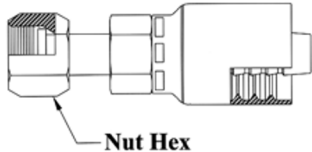
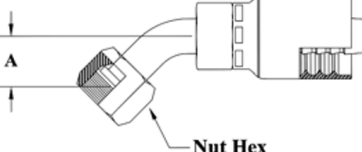
H
FABRICATION
EQUIPMENT

J
THREAD ID
TECHNICAL

WWW.
COUPLAMATIC
.COM

GRIP CRIMP COUPLINGS

Bite to the Wire Hydraulic Hose ends for 100R1/1SN thin cover (57MB-1, 1SN), 100R2 thin cover (57MB-2, R2AT), 2SN (2SN), 2SK (2SK), HY-PLUS I (HPI), & III (HPIII), 100R16/2SC (R16), CS-Guard R16, Dura-Hyd R16 (DH16), Dura-Hyd EX R16 (DHEX16), Ultra R16 (Ultra R16), 100R17 (R17 & R17R), Dura-Hyd R17 (DH17 & WDH17), 100R19 (R19), 100R3 (R3), 100R4 (R4), & Jack hose (Male NPTF Solid Only) (JH). Grip Crimp couplings can be crimped in virtually all adjustable crimp machines. Some non-adjustable crimp equipment can produce crimp dimensions within CSI's recommended crimp specification. Trivalent Zinc Plating

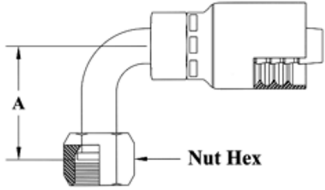
HOSE A	GRIP CRIMP		O-Ring Face Seal (ORF) - Female Swivel			Part No.							
	Hose I.D.	Thread Size	Tube OD	Nut Hex									
VAR-CRIMP COUPLINGS B	1/4"	9/16x18	1/4"	11/16"	GC30-4x4								
	1/4"	11/16x16	3/8"	13/16"	GC30-4x6								
	1/4"	13/16x16	1/2"	15/16"	GC30-4x8								
	3/8"	9/16x18	1/4"	11/16"	GC30-6x4								
	3/8"	11/16x16	3/8"	13/16"	GC30-6x6								
	3/8"	13/16x16	1/2"	15/16"	GC30-6x8								
	1/2"	11/16x16	3/8"	13/16"	GC30-8x6								
	1/2"	13/16x16	1/2"	15/16"	GC30-8x8								
	1/2"	1x14	5/8"	1-1/8"	GC30-8x10								
	1/2"	1-3/16x12	3/4"	1-3/8"	GC30-8x12								
	5/8"	13/16x16	1/2"	15/16"	GC30-10x8								
	5/8"	1x14	5/8"	1-1/8"	GC30-10x10								
	5/8"	1-3/16x12	3/4"	1-3/8"	GC30-10x12								
	GRIP CRIMP COUPLINGS C	3/4"	1x14	5/8"	1-1/8"	GC30-12x10							
3/4"		1-3/16x12	3/4"	1-3/8"	GC30-12x12								
3/4"		1-7/16x12	1"	1-5/8"	GC30-12x16								
1"		1-7/16x12	1"	1-5/8"	GC30-16x16								
1"		1-11/16x12	1-1/4"	1-7/8"	GC30-16x20								
1-1/4"		1-11/16x12	1-1/4"	1-7/8"	GC30-20x20								
3 SERIES THERMOPLASTIC D													
								GRIP CRIMP O-Ring Face Seal (ORF) - 45° Female Swivel					
								Hose I.D.	Thread Size	Tube OD	A-Drop Inches	Nut Hex	Part No.
								1/4"	9/16x18	1/4"	0.41	11/16"	GC31-4x4
	1/4"							11/16x16	3/8"	0.48	13/16"	GC31-4x6	
	3/8"							11/16x16	3/8"	0.43	13/16"	GC31-6x6	
	3/8"							13/16x16	1/2"	0.60	15/16"	GC31-6x8	
	1/2"							11/16x16	3/8"	0.43	13/16"	GC31-8x6	
	1/2"							13/16x16	1/2"	0.59	15/16"	GC31-8x8	
	1/2"							1x14	5/8"	0.68	1-1/8"	GC31-8x10	
1/2"	1-3/16x12							3/4"	0.83	1-3/8"	GC31-8x12		
5/8"	1x14							5/8"	0.68	1-1/8"	GC31-10x10		
5/8"	1-3/16x12							3/4"	0.83	1-3/8"	GC31-10x12		
3/4"	1x14							5/8"	0.68	1-1/8"	GC31-12x10		
3/4"	1-3/16x12							3/4"	0.83	1-3/8"	GC31-12x12		
3/4"	1-7/16x12							1"	1.15	1-5/8"	GC31-12x16		
1"	1-7/16x12							1"	1.15	1-5/8"	GC31-16x16		
1"	1-11/16x12							1-1/4"	1.10	1-7/8"	GC31-16x20		
1-1/4"	1-11/16x12							1-1/4"	1.07	1-7/8"	GC31-20x20		
QUICK COUPLERS E													
							REUSABLES PUSH-ON ACCESS. F						
							ADAPTERS G						
							FABRICATION EQUIPMENT H						
							THREAD ID TECHNICAL J						
							WWW. COUPLAMATIC .COM						

GRIP CRIMP COUPLINGS

Bite to the Wire Hydraulic Hose ends for 100R1/1SN thin cover (57MB-1, 1SN), 100R2 thin cover (57MB-2, R2AT), 2SN (2SN), 2SK (2SK), HY-PLUS I (HPI), & III (HPIII), 100R16/2SC (R16), CS-Guard R16, Dura-Hyd R16 (DH16), Dura-Hyd EX R16 (DHEX16), Ultra R16 (Ultra R16), 100R17 (R17 & R17R), Dura-Hyd R17 (DH17 & WDH17), 100R19 (R19), 100R3 (R3), 100R4 (R4), & Jack hose (Male NPTF Solid Only) (JH). Grip Crimp couplings can be crimped in virtually all adjustable crimp machines. Some non-adjustable crimp equipment can produce crimp dimensions within CSI's recommended crimp specification. Trivalent Zinc Plating

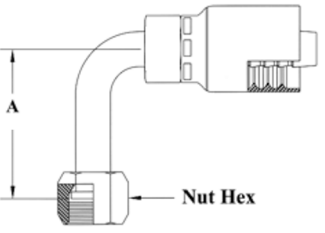
GRIP CRIMP

O-Ring Face Seal (ORF) - 90° Female Swivel

		Hose I.D.	Thread Size	Tube OD	A-Drop Inches	Nut Hex	Part No.	HOSE A
		1/4"	9/16x18	1/4"	0.80	11/16"	GC32-4x4	VAR-CRIMP COUPLINGS B
		1/4"	11/16x16	3/8"	0.90	13/16"	GC32-4x6	
		3/8"	9/16x18	1/4"	0.78	11/16"	GC32-6x4	
		3/8"	11/16x16	3/8"	0.90	13/16"	GC32-6x6	
		3/8"	13/16x16	1/2"	1.15	15/16"	GC32-6x8	
		3/8"	11/16x16	3/8"	0.90	13/16"	GC32-8x6	
		1/2"	11/16x16	3/8"	0.90	13/16"	GC32-8x6	GRIP CRIMP COUPLINGS C
		1/2"	13/16x16	1/2"	1.15	15/16"	GC32-8x8	
		1/2"	1x14	5/8"	1.27	1-1/8"	GC32-8x10	
		1/2"	1-3/16x12	3/4"	1.88	1-3/8"	GC32-8x12	
		5/8"	13/16x16	1/2"	1.15	15/16"	GC32-10x8	3 SERIES THERMOPLASTIC D
		5/8"	1x14	5/8"	1.27	1-1/8"	GC32-10x10	
		5/8"	1-3/16x12	3/4"	1.88	1-3/8"	GC32-10x12	
		3/4"	1x14	5/8"	1.27	1-1/8"	GC32-12x10	
		3/4"	1-3/16x12	3/4"	1.88	1-3/8"	GC32-12x12	
		3/4"	1-7/16x12	1"	2.20	1-5/8"	GC32-12x16	
		1"	1-7/16x12	1"	2.20	1-5/8"	GC32-16x16	
	1"	1-11/16x12	1-1/4"	2.52	1-7/8"	GC32-16x20		
	1-1/4"	1-11/16x12	1-1/4"	2.51	1-7/8"	GC32-20x20		

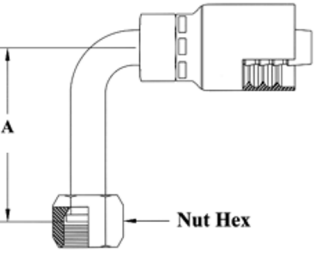
GRIP CRIMP

O-Ring Face Seal (ORF) - 90° Female Swivel Medium Drop

		Hose I.D.	Thread Size	Tube OD	A-Drop Inches	Nut Hex	Part No.	QUICK COUPLERS E
		1/4"	9/16x18	1/4"	1.26	11/16"	GC34-4x4	REUSABLES, PUSH-ON ACCESS. F
		3/8"	11/16x16	3/8"	1.51	13/16"	GC34-6x6	
		3/8"	13/16x16	1/2"	1.62	15/16"	GC34-6x8	
		1/2"	11/16x16	3/8"	1.51	13/16"	GC34-8x6	
		1/2"	13/16x16	1/2"	1.62	15/16"	GC34-8x8	
		5/8"	1x14	5/8"	1.85	1-1/8"	GC34-10x10	
		3/4"	1-3/16x12	3/4"	2.28	1-3/8"	GC34-12x12	ADAPTERS G
		1"	1-7/16x12	1"	2.78	1-5/8"	GC34-16x16	
		1-1/4"	1-11/16x12	1-1/4"	3.09	1-7/8"	GC34-20x20	


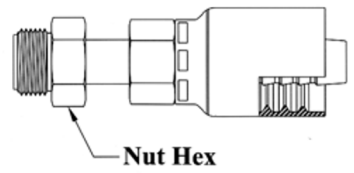
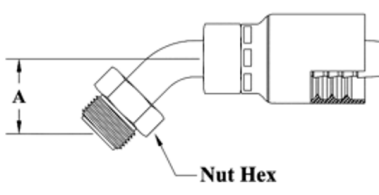
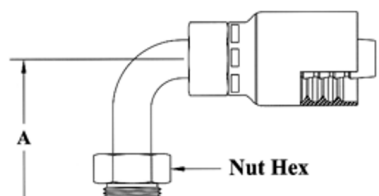
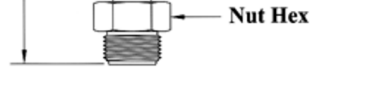
GRIP CRIMP

O-Ring Face Seal (ORF) - 90° Female Swivel Long Drop

		Hose I.D.	Thread Size	Tube OD	A-Drop Inches	Nut Hex	Part No.	FABRICATION EQUIPMENT H
		1/4"	9/16x18	1/4"	1.80	11/16"	GC33-4x4	THREAD ID TECHNICAL J
		1/4"	11/16x16	3/8"	2.13	13/16"	GC33-4x6	
		3/8"	11/16x16	3/8"	2.13	13/16"	GC33-6x6	
		3/8"	13/16x16	1/2"	2.51	15/16"	GC33-6x8	
		1/2"	13/16x16	1/2"	2.51	15/16"	GC33-8x8	
		1/2"	1x14	5/8"	2.76	1-1/8"	GC33-8x10	
		5/8"	1x14	5/8"	2.76	1-1/8"	GC33-10x10	WWW. COUPLAMATIC .COM
		3/4"	1-3/16x12	3/4"	3.78	1-3/8"	GC33-12x12	
		1"	1-7/16x12	1"	4.50	1-5/8"	GC33-16x16	

GRIP CRIMP COUPLINGS

Bite to the Wire Hydraulic Hose ends for 100R1/1SN thin cover (57MB-1, 1SN), 100R2 thin cover (57MB-2, R2AT), 2SN (2SN), 2SK (2SK), HY-PLUS I (HPI), & III (HPIII), 100R16/2SC (R16), CS-Guard R16, Dura-Hyd R16 (DH16), Dura-Hyd EX R16 (DHEX16), Ultra R16 (Ultra R16), 100R17 (R17 & R17R), Dura-Hyd R17 (DH17 & WDH17), 100R19 (R19), 100R3 (R3), 100R4 (R4), & Jack hose (Male NPTF Solid Only) (JH). Grip Crimp couplings can be crimped in virtually all adjustable crimp machines. Some non-adjustable crimp equipment can produce crimp dimensions within CSI's recommended crimp specification. Trivalent Zinc Plating

HOSE A	GRIP CRIMP O-Ring For O-Ring Face Seal (ORF)						
	Thread Size	Tube OD	Part No.				
VAR-CRIMP COUPLINGS B		9/16x18	1/4"	4629x4			
		11/16x16	3/8"	4629x6			
		13/16x16	1/2"	4629x8			
		1x14	5/8"	4629x10			
		1-3/16x12	3/4"	4629x12			
		1-7/16x12	1"	4629x16			
		1-11/16x12	1-1/4"	4629x20			
GRIP CRIMP COUPLINGS C	GRIP CRIMP Male Inverted Flare						
	Hose I.D.	Thread Size	Tube OD	Nut Hex	Part No.		
3 SERIES THERMOPLASTIC D		1/4"	3/8x24	3/16"	3/8"	GC18-4x3	
		1/4"	7/16x24	1/4"	7/16"	GC18-4x4	
		1/4"	1/2x20	5/16"	1/2"	GC18-4x5	
		3/8"	7/16x24	1/4"	7/16"	GC18-6x4	
		3/8"	1/2x20	5/16"	1/2"	GC18-6x5	
		3/8"	5/8x18	3/8"	5/8"	GC18-6x6	
		3/8"	11/16x18	7/16"	11/16"	GC18-6x7	
		1/2"	3/4x18	1/2"	3/4"	GC18-8x8	
		QUICK COUPLERS E	GRIP CRIMP Male Inverted Flare - 45°				
Hose I.D.	Thread Size		Tube OD	A-Drop Inches	Nut Hex	Part No.	
REUSABLES PUSH-ON ACCESS. F		1/4"	3/8x24	3/16"	0.69	3/8"	GC19-4x3
		1/4"	7/16x24	1/4"	1.08	7/16"	GC19-4x4
		1/4"	1/2x20	5/16"	1.10	1/2"	GC19-4x5
		3/8"	7/16x24	1/4"	0.93	7/16"	GC19-6x4
		3/8"	1/2x20	5/16"	1.10	1/2"	GC19-6x5
		3/8"	5/8x18	3/8"	1.03	5/8"	GC19-6x6
		3/8"	11/16x18	7/16"	1.34	11/16"	GC19-6x7
		1/2"	3/4x18	1/2"	1.13	3/4"	GC19-8x8
ADAPTERS G	GRIP CRIMP Male Inverted Flare - 90°						
	Hose I.D.	Thread Size	Tube OD	A-Drop Inches	Nut Hex	Part No.	
FABRICATION EQUIPMENT H		1/4"	3/8x24	3/16"	1.06	3/8"	GC20-4x3
		1/4"	7/16x24	1/4"	1.23	7/16"	GC20-4x4
		1/4"	1/2x20	5/16"	1.38	1/2"	GC20-4x5
		3/8"	7/16x24	1/4"	1.36	7/16"	GC20-6x4
		3/8"	1/2x20	5/16"	1.38	1/2"	GC20-6x5
		3/8"	5/8x18	3/8"	1.63	5/8"	GC20-6x6
THREAD ID TECHNICAL J		3/8"	11/16x18	7/16"	1.97	11/16"	GC20-6x7
		1/2"	3/4x18	1/2"	2.20	3/4"	GC20-8x8
WWW. COUPLAMATIC .COM							

GRIP CRIMP COUPLINGS

Bite to the Wire Hydraulic Hose ends for 100R1/1SN thin cover (57MB-1, 1SN), 100R2 thin cover (57MB-2, R2AT), 2SN (2SN), 2SK (2SK), HY-PLUS I (HPI), & III (HPIII), 100R16/2SC (R16), CS-Guard R16, Dura-Hyd R16 (DH16), Dura-Hyd EX R16 (DHEX16), Ultra R16 (Ultra R16), 100R17 (R17 & R17R), Dura-Hyd R17 (DH17 & WDH17), 100R19 (R19), 100R3 (R3), 100R4 (R4), & Jack hose (Male NPTF Solid Only) (JH). Grip Crimp couplings can be crimped in virtually all adjustable crimp machines. Some non-adjustable crimp equipment can produce crimp dimensions within CSI's recommended crimp specification. Trivalent Zinc Plating

GRIP CRIMP Code 61 Split Flange - Straight

Hose I.D.	Flange Size	A-Dia Inches	Part No.
1/2"	1/2"	1.19	GC47-8x8
1/2"	3/4"	1.50	GC47-8x12
3/4"	3/4"	1.50	GC47-12x12
3/4"	1"	1.75	GC47-12x16
1"	1"	1.75	GC47-16x16
1"	1-1/4"	2.00	GC47-16x20
1-1/4"	1-1/4"	2.00	GC47-20x20

A HOSE
B VARIOUS CRIMP COUPLINGS

GRIP CRIMP Code 61 Split Flange - 45° Bend

Hose I.D.	Flange Size	A-Dia Inches	B-Drop Inches	Part No.
1/2"	1/2"	1.19	0.78	GC50-8x8
1/2"	3/4"	1.50	0.82	GC50-8x12
3/4"	3/4"	1.50	1.00	GC50-12x12
3/4"	1"	1.75	1.00	GC50-12x16
1"	1"	1.75	1.12	GC50-16x16
1"	1-1/4"	2.00	1.12	GC50-16x20
1-1/4"	1-1/4"	2.00	1.12	GC50-20x20

C GRIP CRIMP COUPLINGS
D 3 SERIES THERMOPLASTIC

GRIP CRIMP Code 61 Split Flange - 90° Bend

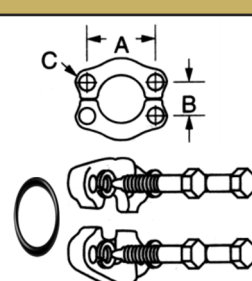
Hose I.D.	Flange Size	A-Dia Inches	B-Drop Inches	Part No.
1/2"	1/2"	1.19	1.62	GC53-8x8
1/2"	3/4"	1.50	1.68	GC53-8x12
3/4"	3/4"	1.50	2.12	GC53-12x12
3/4"	1"	1.75	2.12	GC53-12x16
1"	1"	1.75	2.38	GC53-16x16
1"	1-1/4"	2.00	2.38	GC53-16x20
1-1/4"	1-1/4"	2.00	2.62	GC53-20x20

E QUICK COUPLERS
F REUSABLES, PUSHION, ACCESS.

GRIP CRIMP Code 61 Split Flange Kits

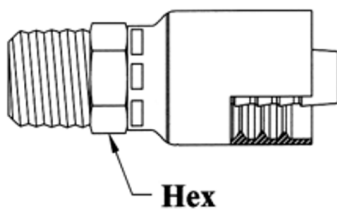
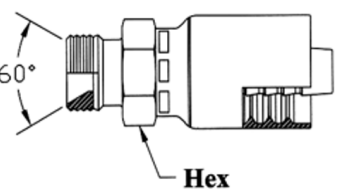
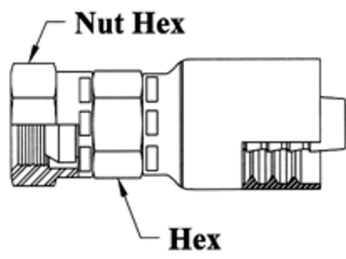
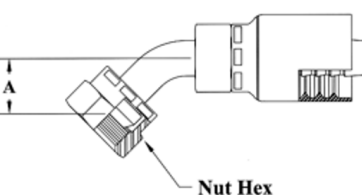
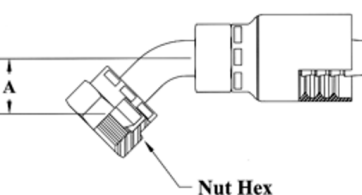
Flange Size	A Inches	B Inches	C Inches	Complete Kit Part No.	O-Ring Part No.
1/2"	1.50	.69	11/32	SFK-8	8252
3/4"	1.88	.88	13/32	SFK-12	12252
1"	2.06	1.03	13/32	SFK-16	16252
1-1/4"	2.31	1.19	15/32	SFK-20	20252

G ADAPTERS
H FABRICATION EQUIPMENT
J THREAD ID TECHNICAL
 WWW.COUPPLAMATIC.COM



GRIP CRIMP COUPLINGS

Bite to the Wire Hydraulic Hose ends for 100R1/1SN thin cover (57MB-1, 1SN), 100R2 thin cover (57MB-2, R2AT), 2SN (2SN), 2SK (2SK), HY-PLUS I (HPI), & III (HPIII), 100R16/2SC (R16), CS-Guard R16, Dura-Hyd R16 (DH16), Dura-Hyd EX R16 (DHEX16), Ultra R16 (Ultra R16), 100R17 (R17 & R17R), Dura-Hyd R17 (DH17 & WDH17), 100R19 (R19), 100R3 (R3), 100R4 (R4), & Jack hose (Male NPTF Solid Only) (JH). Grip Crimp couplings can be crimped in virtually all adjustable crimp machines. Some non-adjustable crimp equipment can produce crimp dimensions within CSI's recommended crimp specification. Trivalent Zinc Plating

A HOSE	GRIP CRIMP		BSPT - British Standard Tapered - Male Pipe Solid			Part No.	
	Hose I.D.	BSPT Size	Thread Size	Hex Size			
B VAR-CRIMP COUPLINGS		1/4"	1/4"	R-1/4-19	5/8"	GC35-4x4	
		3/8"	3/8"	R-3/8-19	3/4"	GC35-6x6	
		1/2"	1/2"	R-1/2-14	7/8"	GC35-8x8	
		3/4"	3/4"	R-3/4-14	1-1/8"	GC35-12x12	
		R. as part of thread size is ISO designation for tapered thread					
C GRIP CRIMP COUPLINGS	GRIP CRIMP		BSPP - British Standard Parallel 60° Seat -Male Pipe Solid			Part No.	
	Hose I.D.	BSPP Size	Thread Size	Hex Size			
D 3 SERIES THERMOPLASTIC		1/4"	1/4"	G-1/4-19	11/16"	GC36-4x4	
		3/8"	3/8"	G-3/8-19	3/4"	GC36-6x6	
		3/8"	1/2"	G-1/2-14	1"	GC36-6x8	
		1/2"	3/8"	G-3/8-19	7/8"	GC36-8x6	
		1/2"	1/2"	G-1/2-14	1"	GC36-8x8	
		3/4"	3/4"	G-3/4-14	1-1/8"	GC36-12x12	
		G. as part of thread size is ISO designation for parallel thread					
E QUICK COUPLERS	GRIP CRIMP		BSPP - British Standard Parallel 60° Cone -Female Swivel			Part No.	
	Hose I.D.	BSPP Size	Thread Size	Hex Size	Nut Hex		
F REUSABLES PUSH-ON ACCESS.		1/4"	1/4"	G-1/4-19	9/16"	3/4"	GC10-4x4
		1/4"	3/8"	G-3/8-19	3/4"	7/8"	GC10-4x6
		3/8"	3/8"	G-3/8-19	3/4"	7/8"	GC10-6x6
		3/8"	1/2"	G-1/2-14	3/4"	1"	GC10-6x8
		1/2"	1/2"	G-1/2-14	7/8"	1"	GC10-8x8
		5/8"	5/8"	G-5/8-14	15/16"	1-3/16"	GC10-10x10
		3/4"	3/4"	G-3/4-14	1-1/8"	1-1/4"	GC10-12x12
		1"	1"	G-1-11	1-3/8"	1-1/2"	GC10-16x16
		1-1/4"	1-1/4"	G-1-1/4-11	1-11/16"	1-7/8"	GC10-20x20
				G. as part of thread size is ISO designation for parallel thread			
G ADAPTERS	GRIP CRIMP		BSPP - British Standard Parallel 60° Cone - 45° Bend Female Swivel			Part No.	
	Hose I.D.	BSPP Size	Thread Size	A-Drop Inches	Nut Hex		
H FABRICATION EQUIPMENT		1/4"	1/4"	G-1/4-19	0.91	3/4"	GC43-4x4
		3/8"	3/8"	G-3/8-19	0.90	7/8"	GC43-6x6
		1/2"	1/2"	G-1/2-14	0.87	1"	GC43-8x8
		3/4"	3/4"	G-3/4-14	1.31	1-1/4"	GC43-12x12
		G. as part of thread size is ISO designation for parallel thread					
J THREAD ID TECHNICAL	GRIP CRIMP		BSPP - British Standard Parallel 60° Cone - 45° Bend Female Swivel			Part No.	
	Hose I.D.	BSPP Size	Thread Size	A-Drop Inches	Nut Hex		
WWW.COUPLAMATIC.COM		1/4"	1/4"	G-1/4-19	0.91	3/4"	GC43-4x4
		3/8"	3/8"	G-3/8-19	0.90	7/8"	GC43-6x6
		1/2"	1/2"	G-1/2-14	0.87	1"	GC43-8x8
		3/4"	3/4"	G-3/4-14	1.31	1-1/4"	GC43-12x12
		G. as part of thread size is ISO designation for parallel thread					

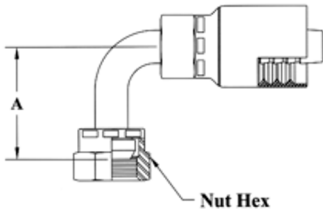
GRIP CRIMP COUPLINGS

Bite to the Wire Hydraulic Hose ends for 100R1/1SN thin cover (57MB-1, 1SN), 100R2 thin cover (57MB-2, R2AT), 2SN (2SN), 2SK (2SK), HY-PLUS I (HPI), & III (HPIII), 100R16/2SC (R16), CS-Guard R16, Dura-Hyd R16 (DH16), Dura-Hyd EX R16 (DHEX16), Ultra R16 (Ultra R16), 100R17 (R17 & R17R), Dura-Hyd R17 (DH17 & WDH17), 100R19 (R19), 100R3 (R3), 100R4 (R4), & Jack hose (Male NPTF Solid Only) (JH). Grip Crimp couplings can be crimped in virtually all adjustable crimp machines. Some non-adjustable crimp equipment can produce crimp dimensions within CSI's recommended crimp specification. Trivalent Zinc Plating

GRIP CRIMP

BSPB - British Standard Parallel
60° Cone - 90° Bend Female Swivel

Hose I.D.	BSPB Size	Thread Size	A-Drop Inches	Nut Hex	Part No.
1/4"	1/4"	G-1/4-19	1.50	3/4"	GC46-4x4
3/8"	3/8"	G-3/8-19	1.60	7/8"	GC46-6x6
1/2"	1/2"	G-1/2-14	1.89	1"	GC46-8x8
5/8"	5/8"	G-5/8-14	1.83	1-3/16"	GC46-10x10
3/4"	3/4"	G-3/4-14	2.55	1-1/4"	GC46-12x12
1"	1"	G-1-11	2.98	1-1/2"	GC46-16x16

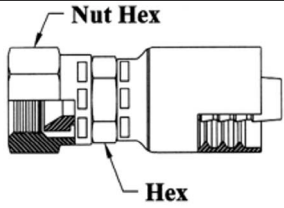


G. as part of thread size is ISO designation for parallel thread

GRIP CRIMP

JIS 30° Flare Parallel Pipe - Female Swivel

Hose I.D.	Tube Size	Thread Size	Hex Size	Nut Hex	Part No.
1/4"	1/4"	G-1/4-19	5/8"	3/4"	GC40-4x4
3/8"	3/8"	G-3/8-19	11/16"	7/8"	GC40-6x6
1/2"	1/2"	G-1/2-14	7/8"	1-1/16"	GC40-8x8
3/4"	3/4"	G-3/4-14	1-1/8"	1-1/4"	GC40-12x12
1"	1"	G-1-11	1-3/8"	1-1/2"	GC40-16x16

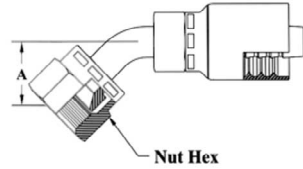


G. as part of thread size is ISO designation for parallel thread

GRIP CRIMP

JIS 30° Flare Parallel Pipe
45° Bend Female Swivel

Hose I.D.	BSPB Size	Thread Size	A-Drop Inches	Nut Hex	Part No.
1/4"	1/4"	G-1/4-19	0.92	3/4"	GC64-4x4
3/8"	3/8"	G-3/8-19	0.87	7/8"	GC64-6x6
1/2"	1/2"	G-1/2-14	1.03	1-1/16"	GC64-8x8

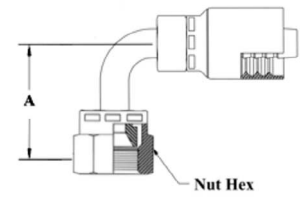


G. as part of thread size is ISO designation for parallel thread

GRIP CRIMP

JIS 30° Flare Parallel Pipe
90° Bend Female Swivel

Hose I.D.	BSPB Size	Thread Size	A-Drop Inches	Nut Hex	Part No.
1/4"	1/4"	G-1/4-19	1.42	3/4"	GC65-4x4
3/8"	3/8"	G-3/8-19	1.54	7/8"	GC65-6x6
1/2"	1/2"	G-1/2-14	1.75	1-1/16"	GC65-8x8

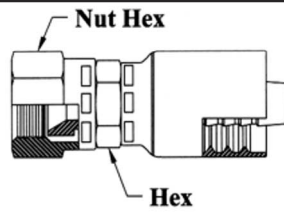


G. as part of thread size is ISO designation for parallel thread

GRIP CRIMP

Komatsu 30° Flare - Female Swivel

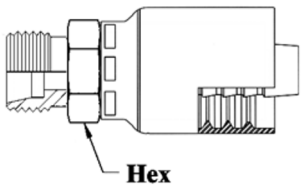
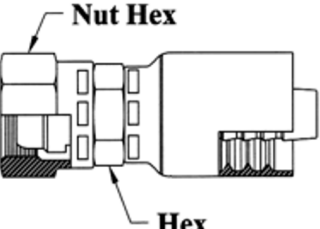
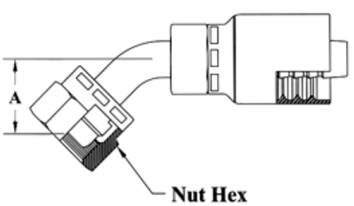
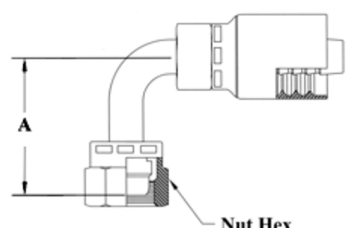
Hose I.D.	Thread Size	Hex Size	Nut Hex	Part No.
1/4"	M14x1.5	5/8"	3/4"	GC39-4x14
3/8"	M18x1.5	11/16"	7/8"	GC39-6x18
1/2"	M22x1.5	7/8"	1"	GC39-8x22
5/8"	M24x1.5	1"	1-1/4"	GC39-10x24
3/4"	M30x1.5	1-1/8"	1-3/8"	GC39-12x30
1"	M33x1.5	1-3/8"	1-1/2"	GC39-16x33
1-1/4"	M36x1.5	1-11/16"	1-7/8"	GC39-20x36



A	HOSE
B	VARIABLE CRIMP COUPLINGS
C	GRIP CRIMP COUPLINGS
D	3 SERIES THERMOPLASTIC
E	QUICK COUPLERS
F	REUSABLES, PUSH-IN, ACCESS.
G	ADAPTERS
H	FABRICATION EQUIPMENT
J	THREAD ID TECHNICAL
WWW.COM	WWW.COMPLAMATIC.COM

GRIP CRIMP COUPLINGS

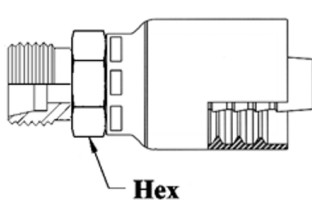
Bite to the Wire Hydraulic Hose ends for 100R1/1SN thin cover (57MB-1, 1SN), 100R2 thin cover (57MB-2, R2AT), 2SN (2SN), 2SK (2SK), HY-PLUS I (HPI), & III (HPIII), 100R16/2SC (R16), CS-Guard R16, Dura-Hyd R16 (DH16), Dura-Hyd EX R16 (DHEX16), Ultra R16 (Ultra R16), 100R17 (R17 & R17R), Dura-Hyd R17 (DH17 & WDH17), 100R19 (R19), 100R3 (R3), 100R4 (R4), & Jack hose (Male NPTF Solid Only) (JH). Grip Crimp couplings can be crimped in virtually all adjustable crimp machines. Some non-adjustable crimp equipment can produce crimp dimensions within CSI's recommended crimp specification. Trivalent Zinc Plating

A HOSE	GRIP CRIMP DIN Light 24° Seat - Male Solid					
	Hose I.D.	Thread Size	Tube OD	Hex Size	Part No.	
B VARIABLE CRIMP COUPLINGS	1/4"	M14x1.5	8mm	5/8"	GC66-4x8	
	3/8"	M16x1.5	10mm	3/4"	GC66-6x10	
	3/8"	M18x1.5	12mm	3/4"	GC66-6x12	
	1/2"	M22x1.5	15mm	7/8"	GC66-8x15	
	5/8"	M26x1.5	18mm	1-1/16"	GC66-10x18	
	3/4"	M30x2.0	22mm	1-1/4"	GC66-12x22	
C GRIP CRIMP COUPLINGS						
D 3 SERIES THERMOPLASTIC	GRIP CRIMP DIN Light Universal Seat - Female Swivel					
	Hose I.D.	Tube Size	Thread Size	Hex Size	Nut Hex	Part No.
E QUICK COUPLERS	1/4"	6mm	M12x1.5	5/8"	11/16"	GC37-4x6
	1/4"	8mm	M14x1.5	5/8"	11/16"	GC37-4x8
	1/4"	10mm	M16x1.5	5/8"	3/4"	GC37-4x10
	3/8"	10mm	M16x1.5	11/16"	3/4"	GC37-6x10
	3/8"	12mm	M18x1.5	11/16"	7/8"	GC37-6x12
	1/2"	15mm	M22x1.5	7/8"	1-1/16"	GC37-8x15
	5/8"	18mm	M26x1.5	15/16"	1-1/4"	GC37-10x18
	3/4"	22mm	M30x2.0	1-1/8"	1-1/2"	GC37-12x22
	1"	28mm	M36x2.0	1-3/8"	1-7/8"	GC37-16x28
						
F REUSABLES PUSHON ACCESS	GRIP CRIMP DIN Light Universal Seat - Female Swivel 45° Bend					
	Hose I.D.	Tube Size	Thread Size	A-Drop Inches	Nut Hex	Part No.
G ADAPTERS	1/4"	8mm	M14x1.5	0.97	11/16"	GC41-4x8
	1/4"	10mm	M16x1.5	0.96	3/4"	GC41-4x10
	3/8"	10mm	M16x1.5	0.96	3/4"	GC41-6x10
	3/8"	12mm	M18x1.5	1.00	7/8"	GC41-6x12
	1/2"	15mm	M22x1.5	1.18	1-1/16"	GC41-8x15
	5/8"	18mm	M26x1.5	1.25	1-1/4"	GC41-10x18
	3/4"	22mm	M30x2.0	1.41	1-1/2"	GC41-12x22
						
H FABRICATION EQUIPMENT	GRIP CRIMP DIN Light Universal Seat - Female Swivel 90° Bend					
	Hose I.D.	Tube Size	Thread Size	A-Drop Inches	Nut Hex	Part No.
J THREAD ID TECHNICAL	1/4"	8mm	M14x1.5	1.48	11/16"	GC44-4x8
	1/4"	10mm	M16x1.5	1.65	3/4"	GC44-4x10
	3/8"	10mm	M16x1.5	1.65	3/4"	GC44-6x10
	3/8"	12mm	M18x1.5	1.65	7/8"	GC44-6x12
	1/2"	15mm	M22x1.5	1.93	1-1/16"	GC44-8x15
	5/8"	18mm	M26x1.5	2.31	1-1/4"	GC44-10x18
	3/4"	22mm	M30x2.0	2.59	1-1/2"	GC44-12x22
						
I WWW.COULAMATIC.COM						

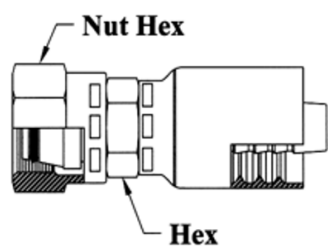
GRIP CRIMP COUPLINGS

Bite to the Wire Hydraulic Hose ends for 100R1/1SN thin cover (57MB-1, 1SN), 100R2 thin cover (57MB-2, R2AT), 2SN (2SN), 2SK (2SK), HY-PLUS I (HPI), & III (HPIII), 100R16/2SC (R16), CS-Guard R16, Dura-Hyd R16 (DH16), Dura-Hyd EX R16 (DHEX16), Ultra R16 (Ultra R16), 100R17 (R17 & R17R), Dura-Hyd R17 (DH17 & WDH17), 100R19 (R19), 100R3 (R3), 100R4 (R4), & Jack hose (Male NPTF Solid Only) (JH). Grip Crimp couplings can be crimped in virtually all adjustable crimp machines. Some non-adjustable crimp equipment can produce crimp dimensions within CSI's recommended crimp specification. Trivalent Zinc Plating

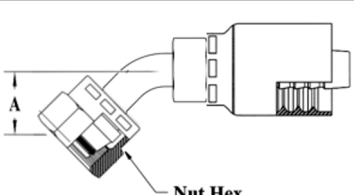
GRIP CRIMP DIN Heavy 24° Seat - Male Solid

		Hose I.D.	Thread Size	Tube Size	Hex Size	Part No.
	1/4"	M16x1.5	8mm	5/8"	GC67-4x8	
	1/4"	M18x1.5	10mm	11/16"	GC67-4x10	
	3/8"	M18x1.5	10mm	3/4"	GC67-6x10	
	3/8"	M20x1.5	12mm	13/16"	GC67-6x12	
	3/8"	M22x1.5	14mm	7/8"	GC67-6x14	
	1/2"	M24x1.5	16mm	7/8"	GC67-8x16	
	5/8"	M30x2.0	20mm	1-1/4"	GC67-10x20	

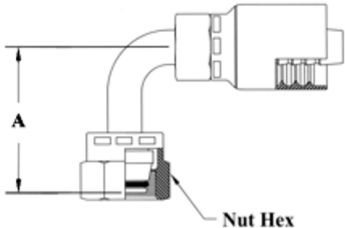
GRIP CRIMP DIN Heavy 24° Seat - Female Swivel

		Hose I.D.	Tube Size	Thread Size	Hex Size	Nut Hex	Part No.
	1/4"	6mm	M14x1.5	5/8"	11/16"	GC38-4x6	
	1/4"	8mm	M16x1.5	5/8"	3/4"	GC38-4x8	
	1/4"	10mm	M18x1.5	5/8"	7/8"	GC38-4x10	
	3/8"	10mm	M18x1.5	3/4"	7/8"	GC38-6x10	
	3/8"	12mm	M20x1.5	3/4"	1"	GC38-6x12	
	3/8"	14mm	M22x1.5	3/4"	1-1/16"	GC38-6x14	
	1/2"	16mm	M24x1.5	7/8"	1-1/8"	GC38-8x16	
	5/8"	20mm	M30x2.0	1-1/8"	1-1/2"	GC38-10x20	
	3/4"	20mm	M30x2.0	1-1/8"	1-1/2"	GC38-12x20	
	3/4"	25mm	M36x2.0	1-3/8"	1-7/8"	GC38-12x25	
	1"	30mm	M42x2.0	1-11/16"	2"	GC38-16x30	

GRIP CRIMP DIN Heavy 24° Seat - Female Swivel 45° Bend

		Hose I.D.	Tube Size	Thread Size	A-Drop Inches	Nut Hex	Part No.
	1/4"	10mm	M18x1.5	0.96	7/8"	GC42-4x10	
	3/8"	12mm	M20x1.5	1.13	1"	GC42-6x12	
	1/2"	16mm	M24x1.5	1.25	1-1/8"	GC42-8x16	
	5/8"	20mm	M30x2.0	1.50	1-1/2"	GC42-10x20	

GRIP CRIMP DIN Heavy 24° Seat - Female Swivel 90° Bend

		Hose I.D.	Tube Size	Thread Size	A-Drop Inches	Nut Hex	Part No.
	1/4"	10mm	M18x1.5	1.50	7/8"	GC45-4x10	
	3/8"	12mm	M20x1.5	1.95	1"	GC45-6x12	
	3/8"	14mm	M22x1.5	2.07	1-1/16"	GC45-6x14	
	1/2"	16mm	M24x1.5	2.05	1-1/8"	GC45-8x16	
	5/8"	20mm	M30x2.0	2.38	1-1/2"	GC45-10x20	

Visit www.couplamatic.com or call your sales representative to get the most current crimp charts.

A
HOSE

B
VAR-CRIMP
COUPLINGS

C
GRIP CRIMP
COUPLINGS

D
3 SERIES
THERMOPLASTIC

E
QUICK
COUPLERS

F
REUSABLES,
PUSHON, ACCESS.

G
ADAPTERS

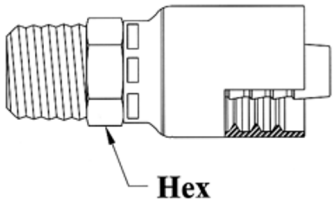
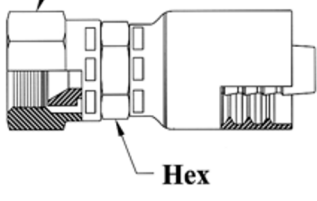
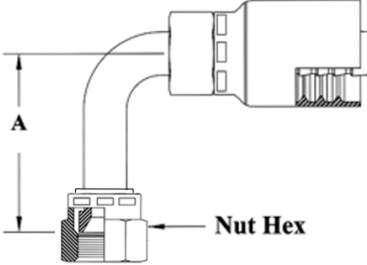
H
FABRICATION
EQUIPMENT

J
THREAD ID
TECHNICAL

WWW.
COUPLAMATIC
.COM

GRIP CRIMP COUPLINGS - 316 STAINLESS

Bite to the Wire Hydraulic Hose ends for 100R1/1SN thin cover (57MB-1, 1SN), 100R2 thin cover (57MB-2, R2AT), 2SN (2SN), 2SK (2SK), HY-PLUS I (HPI), & III (HPIII), 100R16/2SC (R16), CS-Guard R16, Dura-Hyd R16 (DH16), Dura-Hyd EX R16 (DHEX16), Ultra R16 (Ultra R16), 100R17 (R17 & R17R), Dura-Hyd R17 (DH17 & WDH17), 100R19 (R19), 100R3 (R3), 100R4 (R4), & Jack hose (Male NPTF Solid Only) (JH). Grip Crimp couplings can be crimped in virtually all adjustable crimp machines. Some non-adjustable crimp equipment can produce crimp dimensions within CSI's recommended crimp specification. **316 STAINLESS STEEL CONSTRUCTION**

A HOSE	GRIP CRIMP NPTF - Male Solid					316 SS	
	Hose I.D.	Pipe Size	Thread Size	Hex Size	Part No.		
B VARIABLE CRIMP COUPLINGS	 <p>Hex</p>	1/4"	1/4"	1/4-18	9/16"	SSGC01-4x4	
		3/8"	3/8"	3/8-18	3/4"	SSGC01-6x6	
		1/2"	1/2"	1/2-14	7/8"	SSGC01-8x8	
		3/4"	3/4"	3/4-14	1-1/8"	SSGC01-12x12	
		1"	1"	1-11 1/2	1-3/8"	SSGC01-16x16	
C GRIP CRIMP COUPLINGS							
D 3 SERIES THERMOPLASTIC	GRIP CRIMP JIC 37° - Female Swivel					316 SS	
	Hose I.D.	Thread Size	Tube OD	Hex Size	Nut Hex	Part No.	
E QUICK COUPLERS	 <p>Nut Hex</p> <p>Hex</p>	1/4"	7/16x20	1/4"	9/16"	9/16"	SSGC09-4x4
		3/8"	9/16x18	3/8"	11/16"	11/16"	SSGC09-6x6
		1/2"	3/4x16	1/2"	7/8"	7/8"	SSGC09-8x8
		3/4"	1-1/16x12	3/4"	1-1/8"	1-1/4"	SSGC09-12x12
		1"	1-5/16x12	1"	1-3/8"	1-1/2"	SSGC09-16x16
F REUSABLES PUSHON ACCESS.							
G ADAPTERS	GRIP CRIMP JIC 37° - 90° Female Swivel					316 SS	
	Hose I.D.	Thread Size	Tube OD	A-Drop Inches	Nut Hex	Part No.	
H FABRICATION EQUIPMENT	 <p>A</p> <p>Nut Hex</p>	1/4"	7/16x20	1/4"	1.05	9/16"	SSGC26-4x4
		3/8"	9/16x18	3/8"	1.15	11/16"	SSGC26-6x6
		1/2"	3/4x16	1/2"	1.40	7/8"	SSGC26-8x8
J THREAD ID TECHNICAL							
WWW.COULAMATIC.COM							

GRIP CRIMP COUPLINGS - 316 STAINLESS

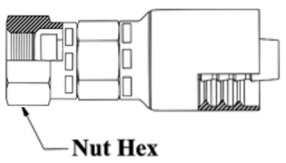
Bite to the Wire Hydraulic Hose ends for 100R1/1SN thin cover (57MB-1, 1SN), 100R2 thin cover (57MB-2, R2AT), 2SN (2SN), 2SK (2SK), HY-PLUS I (HPI), & III (HPIII), 100R16/2SC (R16), CS-Guard R16, Dura-Hyd R16 (DH16), Dura-Hyd EX R16 (DHEX16), Ultra R16 (Ultra R16), 100R17 (R17 & R17R), Dura-Hyd R17 (DH17 & WDH17), 100R19 (R19), 100R3 (R3), 100R4 (R4), & Jack hose (Male NPTF Solid Only) (JH). Grip Crimp couplings can be crimped in virtually all adjustable crimp machines. Some non-adjustable crimp equipment can produce crimp dimensions within CSI's recommended crimp specification.

316 STAINLESS STEEL CONSTRUCTION

GRIP CRIMP

O-Ring Face Seal (ORF) -
Female Swivel Short Rise

316 SS

		Hose I.D.	Thread Size	Tube OD	Nut Hex	Part No.
		1/4"	9/16x18	1/4"	11/16"	SSGC75-4x4
		3/8"	11/16x16	3/8"	13/16"	SSGC75-6x6
		1/2"	13/16x16	1/2"	15/16"	SSGC75-8x8
		3/4"	1-3/16x12	3/4"	1-3/8"	SSGC75-12x12
		1"	1-7/16x12	1"	1-5/8"	SSGC75-16x16

A
HOSE

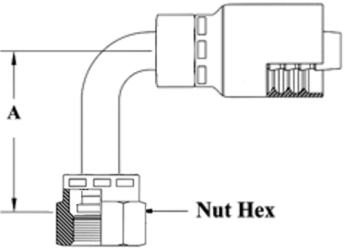
B
VAR-CRIMP
COUPLINGS

C
GRIP CRIMP
COUPLINGS

GRIP CRIMP

O-Ring Face Seal (ORF) -
90° Female Swivel

316 SS

		Hose I.D.	Thread Size	Tube OD	A-Drop Inches	Nut Hex	Part No.
		1/4"	9/16x18	1/4"	1.05	11/16"	SSGC32-4x4
		3/8"	11/16x16	3/8"	1.15	13/16"	SSGC32-6x6
		1/2"	13/16x16	1/2"	1.40	15/16"	SSGC32-8x8

D
3 SERIES
THERMOPLASTIC

E
QUICK
COUPLERS

**Other thread configurations and sizes available special order.
Call your Couplamatic Systems sales representative for more details.**

**Visit www.couplamatic.com or call your sales representative
to get the most current crimp charts.**

F
REUSABLES,
PUSHON, ACCESS.

G
ADAPTERS

H
FABRICATION
EQUIPMENT

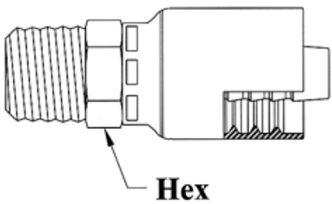
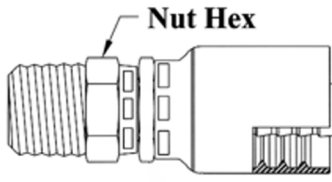
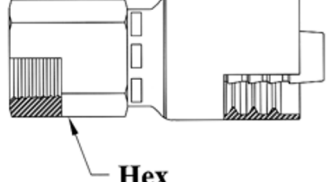
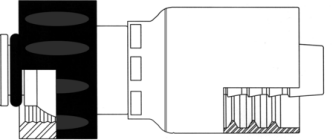
J
THREAD ID
TECHNICAL

**WWW.
COUPLAMATIC
.COM**

GRIP CRIMP PRESSURE WASH COUPLINGS

Bite to the Wire Hose ends for 1/4" thru 3/8" pressure wash hose. Grip-Crimp pressure wash couplings can be crimped in virtually all adjustable crimp machines. Some non-adjustable crimp equipment can produce crimp dimensions within CSI's recommended crimp specification.

50 piece minimum purchase. Pressure wash grips on page F7 Pressure wash quick couplers on page E10
Trivalent Zinc Plating

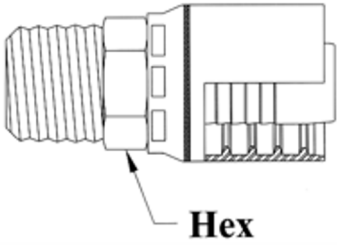
A HOSE	PRESSURE WASH		NPTF - Male Solid			Part No.
	Hose I.D.	Pipe Size	Thread Size	Hex Size	Part No.	
B VAR-CRIMP COUPLINGS		1/4"	1/4"	1/4-18	5/8"	GC01-4x4
		1/4"	3/8"	3/8-18	3/4"	GC01-4x6
		3/8"	3/8"	3/8-18	11/16"	PW01-6x6
C GRIP CRIMP COUPLINGS	PRESSURE WASH		NPTF - Male Swivel			Part No.
	Hose I.D.	Pipe Size	Thread Size	Nut Hex	Part No.	
D 3 SERIES THERMOPLASTIC		1/4"	1/4"	1/4-18	5/8"	GC04-4x4
		1/4"	3/8"	3/8-18	3/4"	GC04-4x6
		3/8"	3/8"	3/8-18	3/4"	PW04-6x6
Swivel for installation purposes only. Leakage may occur at low pressure.						
E QUICK COUPLERS	PRESSURE WASH		NPTF - Female Solid			Part No.
	Hose I.D.	Pipe Size	Thread Size	Hex Size	Part No.	
F REUSABLE PUSHON ACCESS.		1/4"	1/4"	1/4-18	3/4"	GC02-4x4
		3/8"	3/8"	3/8-18	7/8"	PW02-6x6
G ADAPTERS	PRESSURE WASH		M22x1.5 - Female Swivel			Part No.
	Hose I.D.		Thread Size		Part No.	
H FABRICATION EQUIPMENT		1/4"	M22x1.5		PWM22-4x6	
		3/8"	M22x1.5		PWM22-6x6	
J THREAD ID TECHNICAL						
WWW.COUPLAMATIC.COM	Visit www.couplamatic.com or call your sales representative to get the most current crimp charts.					

GRIP CRIMP 4GC SERIES 100R12 NO-SKIVE COUPLINGS

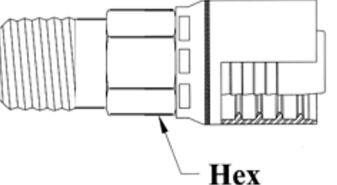
Bite to the Wire Hose Ends for 100R12 Four Spiral (SP580, R12, and DHEXR12), CS-Flex 4 (1/2" to 1-1/2"), CS-Flex 5 (1/2" to 1-1/4"), and CS-Flex 6 (1/2" to 1"). **NO SKIVE REQUIRED.** The 4GC Series Four Spiral Coupling is compatible with some fixed and virtually all adjustable spiral crimp machines on the market. Check crimp O.D. carefully.

Trivalent Zinc Plating

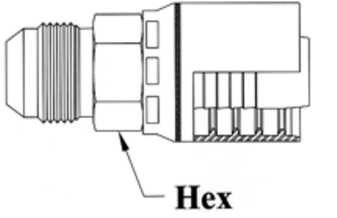
4GC SERIES NPTF - MALE SOLID

		Hose I.D.	Pipe Size	Thread Size	Hex Size	Part No.
 <p>Hex</p>	1/2"	1/2"	1/2-14	7/8"	4GC01-8x8	
	1/2"	3/4"	3/4-14	1-1/8"	4GC01-8x12	
	3/4"	3/4"	3/4-14	1-1/8"	4GC01-12x12	
	3/4"	1"	1-11 1/2	1-3/8"	4GC01-12x16	
	1"	3/4"	3/4-14	1-3/8"	4GC01-16x12	
	1"	1"	1-11 1/2	1-3/8"	4GC01-16x16	
	1-1/4"	1-1/4"	1 1/4-11 1/2	1-11/16"	4GC01-20x20	
	1-1/2"	1-1/2"	1 1/2-11 1/2	2"	4GC01-24x24	
	2"	2"	2-11 1/2	2-1/2"	4GC01-32x32	

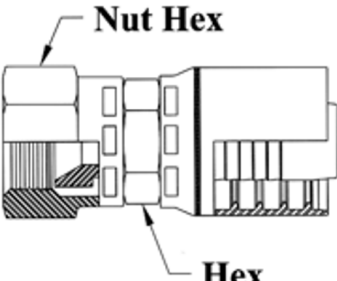
4GC SERIES NPTF (API Thread) - Male Solid

		Hose I.D.	Pipe Size	Thread Size	Hex Size	Part No.
 <p>Hex</p>	2"	2"	2-11 1/2	2-1/2"	4GCAP-32x32	

4GC SERIES JIC 37° - Male Solid

		Hose I.D.	Pipe Size	Thread Size	Hex Size	Part No.
 <p>Hex</p>	1/2"	1/2"	3/4x16	7/8"	4GC08-8x8	
	1/2"	5/8"	7/8x14	7/8"	4GC08-8x10	
	3/4"	3/4"	1-1/16x12	1-1/8"	4GC08-12x12	
	3/4"	7/8"	1-3/16x12	1-3/8"	4GC08-12x14	
	3/4"	1"	1-5/16x12	1-3/8"	4GC08-12x16	
	1"	1"	1-5/16x12	1-3/8"	4GC08-16x16	
	1-1/4"	1-1/4"	1-5/8x12	1-11/16"	4GC08-20x20	

4GC SERIES JIC 37° - Female Swivel

		Hose I.D.	Tube Size	Thread Size	Hex Size	Nut Hex	Part No.
 <p>Nut Hex</p> <p>Hex</p>	1/2"	1/2"	3/4x16	7/8"	7/8"	4GC09-8x8	
	1/2"	5/8"	7/8x14	7/8"	1"	4GC09-8x10	
	1/2"	3/4"	1-1/16x12	1-1/8"	1-1/4"	4GC09-8x12	
	3/4"	3/4"	1-1/16x12	1-1/8"	1-1/4"	4GC09-12x12	
	3/4"	7/8"	1-3/16x12	1-1/4"	1-1/2"	4GC09-12x14	
	3/4"	1"	1-5/16x12	1-3/8"	1-1/2"	4GC09-12x16	
	1"	3/4"	1-1/16x12	1-3/8"	1-1/4"	4GC09-16x12	
	1"	1"	1-5/16x12	1-3/8"	1-1/2"	4GC09-16x16	
	1"	1-1/4"	1-5/8x12	1-11/16"	2"	4GC09-16x20	
	1-1/4"	1-1/4"	1-5/8x12	1-11/16"	2"	4GC09-20x20	
	1-1/4"	1-1/2"	1-7/8x12	1-7/8"	2-1/4"	4GC09-20x24	
	1-1/2"	1-1/2"	1-7/8x12	2"	2-1/4"	4GC09-24x24	
	2"	2"	2-1/2x12	2-1/2"	2-7/8"	4GC09-32x32	

A	HOSE
B	VARI-CRIMP COUPLINGS
C	GRIP CRIMP COUPLINGS
D	3 SERIES THERMOPLASTIC
E	QUICK COUPLERS
F	REUSABLES, PUSH-ON, ACCESS.
G	ADAPTERS
H	FABRICATION EQUIPMENT
J	THREAD ID TECHNICAL
WWW.COUPLAMATIC.COM	

GRIP CRIMP 4GC SERIES 100R12 NO-SKIVE COUPLINGS

Bite to the Wire Hose Ends for 100R12 Four Spiral (SP580, R12, and DHEXR12), CS-Flex 4 (1/2" to 1-1/2"), CS-Flex 5 (1/2" to 1-1/4"), and CS-Flex 6 (1/2" to 1"). **NO SKIVE REQUIRED.** The 4GC Series Four Spiral Coupling is compatible with some fixed and virtually all adjustable spiral crimp machines on the market. Check crimp O.D. carefully.

Trivalent Zinc Plating

		4GC SERIES		JIC 37° - 45° Female Swivel				
A HOSE	B VAR-CRIMP COUPLINGS	4GC SERIES		JIC 37° - 90° Female Swivel				
		Hose I.D.	Tube Size	Thread Size	A-Drop Inches	Nut Hex	Part No.	
		1/2"	1/2"	3/4x16	0.71	7/8"	4GC25-8x8	
		1/2"	5/8"	7/8x14	0.84	1"	4GC25-8x10	
		3/4"	3/4"	1-1/16x12	1.12	1-1/4"	4GC25-12x12	
		3/4"	1"	1-5/16x12	1.15	1-1/2"	4GC25-12x16	
		1"	1"	1-5/16x12	1.15	1-1/2"	4GC25-16x16	
		1-1/4"	1-1/4"	1-5/8x12	1.69	2"	4GC25-20x20	
		1-1/2"	1-1/2"	1-7/8x12	1.70	2-1/4"	4GC25-24x24	
		4GC SERIES		JIC 37° - 90° Female Swivel				
		Hose I.D.	Tube Size	Thread Size	A-Drop Inches	Nut Hex	Part No.	
		1/2"	1/2"	3/4x16	1.15	7/8"	4GC26-8x8	
		1/2"	5/8"	7/8x14	1.23	1"	4GC26-8x10	
		3/4"	3/4"	1-1/16x12	1.88	1-1/4"	4GC26-12x12	
		3/4"	1"	1-5/16x12	2.20	1-1/2"	4GC26-12x16	
		1"	1"	1-5/16x12	2.20	1-1/2"	4GC26-16x16	
		1-1/4"	1-1/4"	1-5/8x12	3.31	2"	4GC26-20x20	
		1-1/2"	1-1/2"	1-7/8x12	3.95	2-1/4"	4GC26-24x24	
		2"	2"	2-1/2x12	4.64	2-7/8"	4GC26-32x32	
		4GC SERIES		ORB - Male Solid				
		Hose I.D.	Thread Size	Tube Size	Hex Size	Part No.		
		3/4"	3/4"	1-1/16x12	1-1/8"	4GC11-12x12		
		1"	1"	1-5/16x12	1-1/2"	4GC11-16x16		
		4GC SERIES		O-Ring Face Seal (ORF) - Male Solid				
		Hose I.D.	Thread Size	Tube Size	Hex Size	Part No.		
		1/2"	1/2"	13/16x16	7/8"	4GC29-8x8		
		3/4"	3/4"	1-3/16x12	1-1/4"	4GC29-12x12		
		1"	1"	1-7/16x12	1-1/2"	4GC29-16x16		
				Couplings are capped with O-ring included.				

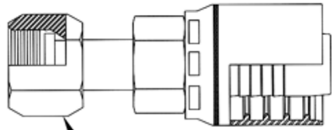
GRIP CRIMP 4GC SERIES 100R12 NO-SKIVE COUPLINGS

Bite to the Wire Hose Ends for 100R12 Four Spiral (SP580, R12, and DHEXR12), CS-Flex 4 (1/2" to 1-1/2"), CS-Flex 5 (1/2" to 1-1/4"), and CS-Flex 6 (1/2" to 1"). **NO SKIVE REQUIRED.** The 4GC Series Four Spiral Coupling is compatible with some fixed and virtually all adjustable spiral crimp machines on the market. Check crimp O.D. carefully.

Trivalent Zinc Plating

4GC SERIES

O-Ring Face Seal (ORF) - Female Swivel

		Hose I.D.	Tube Size	Thread Size	Nut Hex	Part No.
 <p>Nut Hex</p>	1/2"	1/2"	13/16x16	15/16"	4GC30-8x8	
	1/2"	5/8"	1x14	1-1/8"	4GC30-8x10	
	3/4"	5/8"	1x14	1-1/8"	4GC30-12x10	
	3/4"	3/4"	1-3/16x12	1-3/8"	4GC30-12x12	
	3/4"	1"	1-7/16x12	1-5/8"	4GC30-12x16	
	1"	1"	1-7/16x12	1-5/8"	4GC30-16x16	
	1"	1-1/4"	1-11/16x12	1-7/8"	4GC30-16x20	
	1-1/4"	1-1/4"	1-11/16x12	1-7/8"	4GC30-20x20	

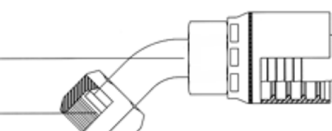
HOSE
A

VARIABLE CRIMP COUPLINGS
B

GRIP CRIMP COUPLINGS
C

4GC SERIES

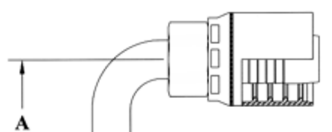
O-Ring Face Seal (ORF) - 45° Female Swivel

		Hose I.D.	Tube Size	Thread Size	A-Drop Inches	Nut Hex	Part No.
 <p>Nut Hex</p>	1/2"	1/2"	13/16x16	0.59	15/16"	4GC31-8x8	
	1/2"	5/8"	1x14	0.68	1-1/8"	4GC31-8x10	
	3/4"	3/4"	1-3/16x12	0.84	1-3/8"	4GC31-12x12	
	3/4"	1"	1-7/16x12	1.14	1-5/8"	4GC31-12x16	
	1"	1"	1-7/16x12	1.14	1-5/8"	4GC31-16x16	
	1"	1-1/4"	1-11/16x12	1.10	1-7/8"	4GC31-16x20	
	1-1/4"	1-1/4"	1-11/16x12	1.07	1-7/8"	4GC31-20x20	

3 SERIES THERMOPLASTIC
D

4GC SERIES

O-Ring Face Seal (ORF) - 90° Female Swivel


		Hose I.D.	Tube Size	Thread Size	A-Drop Inches	Nut Hex	Part No.
 <p>Nut Hex</p>	1/2"	1/2"	13/16x16	1.15	15/16"	4GC32-8x8	
	1/2"	5/8"	1x14	1.27	1-1/8"	4GC32-8x10	
	3/4"	5/8"	1x14	1.27	1-1/8"	4GC32-12x10	
	3/4"	3/4"	1-3/16x12	1.88	1-3/8"	4GC32-12x12	
	3/4"	1"	1-7/16x12	2.20	1-5/8"	4GC32-12x16	
	1"	1"	1-7/16x12	2.20	1-5/8"	4GC32-16x16	
	1"	1-1/4"	1-11/16x12	2.52	1-7/8"	4GC32-16x20	
	1-1/4"	1-1/4"	1-11/16x12	2.51	1-7/8"	4GC32-20x20	

QUICK COUPLERS
E

REUSABLES, PUSH-ON, ACCESS.
F

4GC SERIES

O-Ring Face Seal (ORF) - 90° Female Swivel Long Drop

		Hose I.D.	Tube Size	Thread Size	A-Drop Inches	Nut Hex	Part No.
 <p>Nut Hex</p>	1/2"	1/2"	13/16x16	2.51	15/16"	4GC33-8x8	
	3/4"	3/4"	1-3/16x12	3.78	1-3/8"	4GC33-12x12	
	1"	1"	1-7/16x12	4.50	1-5/8"	4GC33-16x16	

ADAPTERS
G

FABRICATION EQUIPMENT
H




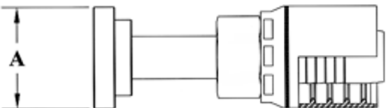
THREAD ID TECHNICAL
J

WWW.COUPPLAMATIC.COM

GRIP CRIMP 4GC SERIES 100R12 NO-SKIVE COUPLINGS

Bite to the Wire Hose Ends for 100R12 Four Spiral (SP580, R12, and DHEXR12), CS-Flex 4 (1/2" to 1-1/2"), CS-Flex 5 (1/2" to 1-1/4"), and CS-Flex 6 (1/2" to 1"). **NO SKIVE REQUIRED.** The 4GC Series Four Spiral Coupling is compatible with some fixed and virtually all adjustable spiral crimp machines on the market. Check crimp O.D. carefully.

Trivalent Zinc Plating

		4GC SERIES		O-Ring For O-Ring Face Seal (ORF)			
A HOSE		Thread Size	Tube OD	Part No.			
		13/16x16	1/2"	4629x8			
		1x14	5/8"	4629x10			
		1-3/16x12	3/4"	4629x12			
		1-7/16x12	1"	4629x16			
		1-11/16x12	1-1/4"	4629x20			
B VAR-CRIMP COUPLINGS							
C GRIP CRIMP COUPLINGS		4GC SERIES		BSPP - British Standard Parallel 60° Cone - Female Swivel			
D 3 SERIES THERMOPLASTIC		Hose I.D.	BSPP Size	Thread Size	Hex Size	Nut Hex	Part No.
		1/2"	1/2"	G-1/2-14	7/8"	1"	4GC10-8x8
		3/4"	3/4"	G-3/4-14	1-1/8"	1-1/4"	4GC10-12x12
		1"	1"	G-1-11	1-3/8"	1-1/2"	4GC10-16x16
E QUICK COUPLERS		G. as part of thread size is ISO designation for parallel thread					
F REUSABLES PUSH-ON ACCESS		4GC SERIES		DIN Heavy 24° Seat - Female Swivel			
Hose I.D.		Tube Size	Thread Size	Hex Size	Nut Hex	Part No.	
1/2"		16mm	M24x1.5	7/8"	1-1/8"	4GC38-8x16	
3/4"		25mm	M36x2.0	1-3/8"	1-7/8"	4GC38-12x25	
G ADAPTERS		1"	30mm	M42x2.0	1-11/16"	2"	4GC38-16x30
H FABRICATION EQUIPMENT		4GC SERIES		Code 61 Split Flange - Straight			
J THREAD ID TECHNICAL		Hose I.D.	Flange Size	A-Dia Inches	Part No.		
		1/2"	1/2"	1.19	4GC47-8x8		
		1/2"	3/4"	1.50	4GC47-8x12		
		3/4"	3/4"	1.50	4GC47-12x12		
		3/4"	1"	1.75	4GC47-12x16		
		1"	1"	1.75	4GC47-16x16		
		1"	1-1/4"	2.00	4GC47-16x20		
		1-1/4"	1-1/4"	2.00	4GC47-20x20		
		1-1/4"	1-1/2"	2.38	4GC47-20x24		
		1-1/2"	1-1/2"	2.38	4GC47-24x24		
2"	2"	2.81	4GC47-32x32				
WWW.COUPLAMATIC.COM							

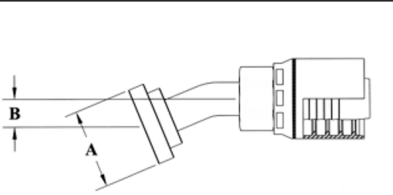
GRIP CRIMP 4GC SERIES 100R12 NO-SKIVE COUPLINGS

Bite to the Wire Hose Ends for 100R12 Four Spiral (SP580, R12, and DHEXR12), CS-Flex 4 (1/2" to 1-1/2"), CS-Flex 5 (1/2" to 1-1/4"), and CS-Flex 6 (1/2" to 1"). **NO SKIVE REQUIRED.** The 4GC Series Four Spiral Coupling is compatible with some fixed and virtually all adjustable spiral crimp machines on the market. Check crimp O.D. carefully.

Trivalent Zinc Plating

4GC SERIES

Code 61 Split Flange - 22 1/2° Bend

		Hose I.D.	Flange Size	A-Dia Inches	B-Drop Inches	Part No.
	3/4"	3/4"	1.50	0.44	4GC48-12x12	
	3/4"	1"	1.75	0.44	4GC48-12x16	
	1"	1"	1.75	0.45	4GC48-16x16	
	1"	1-1/4"	2.00	0.45	4GC48-16x20	
	1-1/4"	1-1/4"	2.00	0.50	4GC48-20x20	

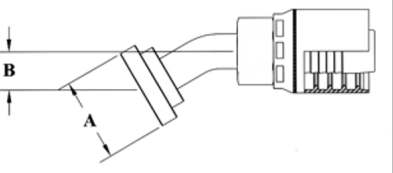
A
HOSE

B
VARI-CRIMP COUPLINGS

C
GRIP CRIMP COUPLINGS

4GC SERIES

Code 61 Split Flange - 30° Bend

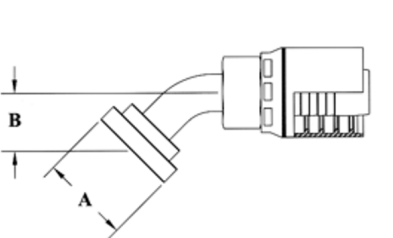
		Hose I.D.	Flange Size	A-Dia Inches	B-Drop Inches	Part No.
	3/4"	3/4"	1.50	0.59	4GC49-12x12	
	1"	1"	1.75	0.64	4GC49-16x16	
	1-1/4"	1-1/4"	2.00	0.72	4GC49-20x20	

D
3 SERIES THERMOPLASTIC

E
QUICK COUPLERS

4GC SERIES

Code 61 Split Flange - 45° Bend

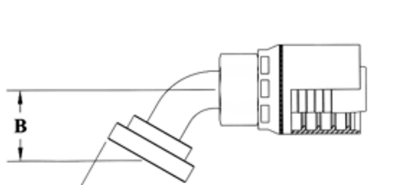
		Hose I.D.	Flange Size	A-Dia Inches	B-Drop Inches	Part No.
	1/2"	1/2"	1.19	0.78	4GC50-8x8	
	1/2"	3/4"	1.50	0.82	4GC50-8x12	
	3/4"	3/4"	1.50	1.00	4GC50-12x12	
	3/4"	1"	1.75	1.00	4GC50-12x16	
	1"	1"	1.75	1.12	4GC50-16x16	
	1"	1-1/4"	2.00	1.12	4GC50-16x20	
	1-1/4"	1-1/4"	2.00	1.15	4GC50-20x20	
	1-1/4"	1-1/2"	2.38	1.50	4GC50-20x24	
	1-1/2"	1-1/2"	2.38	1.41	4GC50-24x24	
	2"	2"	2.81	2.08	4GC50-32x32	

F
REUSABLES, PUSH-IN, ACCESS.

G
ADAPTERS

4GC SERIES

Code 61 Split Flange - 60° Bend

		Hose I.D.	Flange Size	A-Dia Inches	B-Drop Inches	Part No.
	3/4"	3/4"	1.50	1.38	4GC51-12x12	
	3/4"	1"	1.75	1.38	4GC51-12x16	
	1"	1"	1.75	1.51	4GC51-16x16	
	1-1/4"	1-1/4"	2.00	1.69	4GC51-20x20	

H
FABRICATION EQUIPMENT

J
THREAD ID TECHNICAL

WWW.COUPPLAMATIC.COM

GRIP CRIMP 4GC SERIES 100R12 NO-SKIVE COUPLINGS

Bite to the Wire Hose Ends for 100R12 Four Spiral (SP580, R12, and DHEXR12), CS-Flex 4 (1/2" to 1-1/2"), CS-Flex 5 (1/2" to 1-1/4"), and CS-Flex 6 (1/2" to 1"). **NO SKIVE REQUIRED.** The 4GC Series Four Spiral Coupling is compatible with some fixed and virtually all adjustable spiral crimp machines on the market. Check crimp O.D. carefully.

Trivalent Zinc Plating

		4GC SERIES Code 61 Split Flange - 67 1/2° Bend					
HOSE		Hose I.D.	Flange Size	A-Dia Inches	B-Drop Inches	Part No.	
A		3/4"	3/4"	1.50	1.59	4GC52-12x12	
		3/4"	1"	1.75	1.59	4GC52-12x16	
		1"	1"	1.75	1.76	4GC52-16x16	
B	VARIABLE CRIMP COUPLINGS						
C	GRIP CRIMP COUPLINGS						
		4GC SERIES Code 61 Split Flange - 90° Bend					
HOSE		Hose I.D.	Flange Size	A-Dia Inches	B-Drop Inches	Part No.	
D		1/2"	1/2"	1.19	1.63	4GC53-8x8	
		1/2"	3/4"	1.50	1.68	4GC53-8x12	
		3/4"	3/4"	1.50	2.12	4GC53-12x12	
		3/4"	1"	1.75	2.12	4GC53-12x16	
		1"	1"	1.75	2.38	4GC53-16x16	
		1"	1-1/4"	2.00	2.38	4GC53-16x20	
		1-1/4"	1-1/4"	2.00	2.62	4GC53-20x20	
		1-1/4"	1-1/2"	2.38	3.25	4GC53-20x24	
E		1-1/2"	1-1/2"	2.38	3.12	4GC53-24x24	
		1-1/2"	1-1/2"	2.38	3.12	4GC53-24x24	
		2"	2"	2.81	4.64	4GC53-32x32	
		2"	2"	2.81	4.64	4GC53-32x32	
F	REUSABLE PUSH ON ACCESS						
		4GC SERIES Code 61 Split Flange - 90° Bend Long Drop					
HOSE		Hose I.D.	Flange Size	A-Dia Inches	B-Drop Inches	Part No.	
G		3/4"	3/4"	1.50	3.75	4GC54-12x12	
		1"	1"	1.75	4.62	4GC54-16x16	
H	FABRICATION EQUIPMENT						
		4GC SERIES Code 61 Split Flange - 100° Bend					
HOSE		Hose I.D.	Flange Size	A-Dia Inches	B-Drop Inches	Part No.	
J		3/4"	1"	1.75	2.33	4GC55-12x16	
	WWW.COULAMATIC.COM						

GRIP CRIMP 4GC SERIES 100R12 NO-SKIVE COUPLINGS

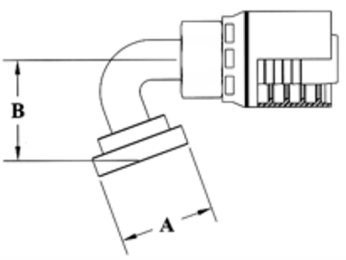
Bite to the Wire Hose Ends for 100R12 Four Spiral (SP580, R12, and DHEXR12), CS-Flex 4 (1/2" to 1-1/2"), CS-Flex 5 (1/2" to 1-1/4"), and CS-Flex 6 (1/2" to 1"). **NO SKIVE REQUIRED.** The 4GC Series Four Spiral Coupling is compatible with some fixed and virtually all adjustable spiral crimp machines on the market. Check crimp O.D. carefully.

Trivalent Zinc Plating

4GC SERIES

Code 61 Split Flange - 110° Bend

Hose I.D.	Flange Size	A-Dia Inches	B-Drop Inches	Part No.
1"	1"	1.75	2.89	4GC56-16x16

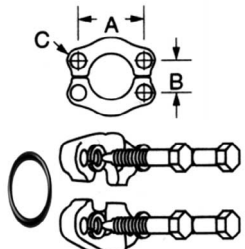


A HOSE
B VARI-CRIMP COUPLINGS
C GRIP CRIMP COUPLINGS

4GC SERIES

Code 61 Split Flange Kits

Flange Size	A Inches	B Inches	C Inches	Complete Kit Part No.	O-Ring Part No.
1/2"	1.50	.69	11/32	SFK-8	8252
3/4"	1.88	.88	13/32	SFK-12	12252
1"	2.06	1.03	13/32	SFK-16	16252
1-1/4"	2.31	1.19	15/32	SFK-20	20252
1-1/2"	2.75	1.41	17/32	SFK-24	24252
2"	3.06	1.69	17/32	SFK-32	32252

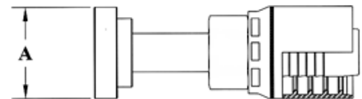


D 3 SERIES THERMOPLASTIC
E QUICK COUPLERS

4GC SERIES

Code 62 Split Flange - Straight

Hose I.D.	Flange Size	A-Dia Inches	Part No.
3/4"	3/4"	1.62	4GC60-12x12
3/4"	1"	1.88	4GC60-12x16
1"	1"	1.88	4GC60-16x16
1"	1-1/4"	2.12	4GC60-16x20
1-1/4"	1-1/4"	2.12	4GC60-20x20

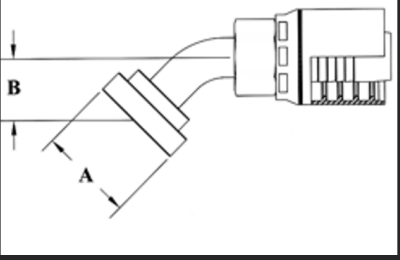
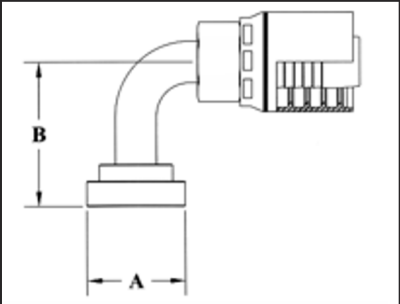
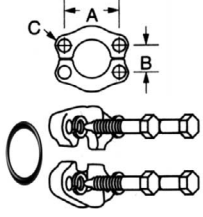


F REUSABLES, PUSHION, ACCESS.
G ADAPTERS
H FABRICATION EQUIPMENT
J THREAD ID TECHNICAL
WWW.COUPPLAMATIC.COM

GRIP CRIMP 4GC SERIES 100R12 NO-SKIVE COUPLINGS

Bite to the Wire Hose Ends for 100R12 Four Spiral (SP580, R12, and DHEXR12), CS-Flex 4 (1/2" to 1-1/2"), CS-Flex 5 (1/2" to 1-1/4"), and CS-Flex 6 (1/2" to 1"). **NO SKIVE REQUIRED.** The 4GC Series Four Spiral Coupling is compatible with some fixed and virtually all adjustable spiral crimp machines on the market. Check crimp O.D. carefully.

Trivalent Zinc Plating

		4GC SERIES Code 62 Split Flange - 45° Bend					
HOSE		Hose I.D.	Flange Size	A-Dia Inches	B-Drop Inches	Part No.	
A		3/4"	3/4"	1.62	1.27	4GC61-12x12	
		1"	1"	1.88	1.34	4GC61-16x16	
		1-1/4"	1-1/4"	2.12	1.68	4GC61-20x20	
B							
C							
		4GC SERIES Code 62 Split Flange - 90° Bend					
HOSE		Hose I.D.	Flange Size	A-Dia Inches	B-Drop Inches	Part No.	
D		3/4"	3/4"	1.62	2.41	4GC62-12x12	
		3/4"	1"	1.88	2.70	4GC62-12x16	
		1"	1"	1.88	2.75	4GC62-16x16	
		1"	1-1/4"	2.12	2.90	4GC62-16x20	
		1-1/4"	1-1/4"	2.12	3.24	4GC62-20x20	
E							
		4GC SERIES Code 62 Split Flange Kits					
		Flange Size	A Inches	B Inches	C Inches	Complete Kit Part No.	O-Ring Part No.
F		3/4"	2.00	.94	13/32	SFK62-12	12252
		1"	2.25	1.09	15/32	SFK62-16	16252
		1-1/4"	2.63	1.25	17/32	SFK62-20	20252
		1-1/2"	3.12	1.44	21/32	SFK62-24	24252
		2"	3.81	1.75	25/32	SFK62-32	32252
G							
H							
J							
WWW.COUPLAMATIC.COM							

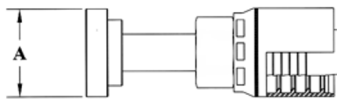
GRIP CRIMP 4GC SERIES 100R12 NO-SKIVE COUPLINGS

Bite to the Wire Hose Ends for 100R12 Four Spiral (SP580, R12, and DHEXR12), CS-Flex 4 (1/2" to 1-1/2"), CS-Flex 5 (1/2" to 1-1/4"), and CS-Flex 6 (1/2" to 1"). **NO SKIVE REQUIRED.** The 4GC Series Four Spiral Coupling is compatible with some fixed and virtually all adjustable spiral crimp machines on the market. Check crimp O.D. carefully.

Trivalent Zinc Plating

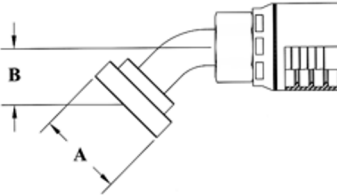
4GC SERIES

Extra Heavy Duty Flange - Straight
For use on Caterpillar® Equipment

		Hose I.D.	Flange Size	A-Dia Inches	Part No.
	3/4"	3/4"	1.62	4GC80-12x12	
	1"	1"	1.88	4GC80-16x16	
	1-1/4"	1-1/4"	2.12	4GC80-20x20	

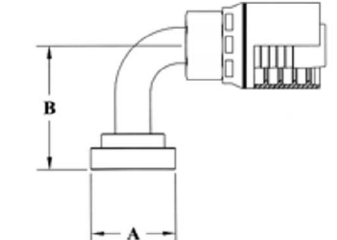
4GC SERIES

Extra Heavy Duty Flange - 45° Bend
For use on Caterpillar® Equipment

		Hose I.D.	Flange Size	A-Dia Inches	B-Drop Inches	Part No.
	3/4"	3/4"	1.62	1.25	4GC81-12x12	
	1"	1"	1.88	1.40	4GC81-16x16	
	1-1/4"	1-1/4"	2.12	1.50	4GC81-20x20	

4GC SERIES

Extra Heavy Duty Flange - 90° Bend
For use on Caterpillar® Equipment

		Hose I.D.	Flange Size	A-Dia Inches	B-Drop Inches	Part No.
	3/4"	3/4"	1.62	2.50	4GC82-12x12	
	1"	1"	1.88	3.00	4GC82-16x16	
	1-1/4"	1-1/4"	2.12	3.38	4GC82-20x20	

A
HOSE

B
VARI-CRIMP
COUPLINGS

C
GRIP CRIMP
COUPLINGS

D
3 SERIES
THERMOPLASTIC

E
QUICK
COUPLERS

F
REUSABLES,
PUSHON, ACCESS.

G
ADAPTERS

H
FABRICATION
EQUIPMENT

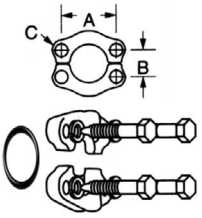
J
THREAD ID
TECHNICAL

WWW.
COUPLAMATIC
.COM

GRIP CRIMP 4GC SERIES 100R12 NO-SKIVE COUPLINGS

Bite to the Wire Hose Ends for 100R12 Four Spiral (SP580, R12, and DHEXR12), CS-Flex 4 (1/2" to 1-1/2"), CS-Flex 5 (1/2" to 1-1/4"), and CS-Flex 6 (1/2" to 1"). **NO SKIVE REQUIRED.** The 4GC Series Four Spiral Coupling is compatible with some fixed and virtually all adjustable spiral crimp machines on the market. Check crimp O.D. carefully.

Trivalent Zinc Plating

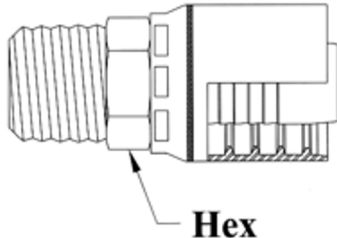
A HOSE	4GC SERIES		Extra Heavy Duty Split Flange Kits				
	Flange Size	A Inches	B Inches	C Inches	Complete Kit Part No.	O-Ring Part No.	
B VAR-CRIMP COUPLINGS		3/4"	2.00	.94	13/32	SFKHD-12	D12
C GRIP CRIMP COUPLINGS		1"	2.25	1.09	15/32	SFKHD-16	D16
D 3 SERIES THERMOPLASTIC		1-1/4"	2.63	1.25	17/32	SFKHD-20	D20
E QUICK COUPLERS							
F REUSABLES, PUSHON, ACCESS.							
G ADAPTERS							
H FABRICATION EQUIPMENT							
J THREAD ID TECHNICAL							
WWW.COUPLAMATIC.COM	<p align="center">Visit www.couplamatic.com or call your sales representative to get the most current crimp charts.</p>						

GRIP CRIMP 6GC SERIES 4SH, R13, R15 NO-SKIVE COUPLINGS

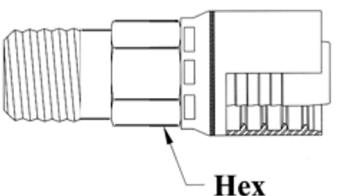
Bite to the Wire Hose Ends for 100R13 Spiral Hose (R13 & DHEXR13) 3/4" thru 2", 100R15 Spiral Hose (R15) 3/4" thru 1-1/2", 4SH Spiral Hose 5/8", 3/4", and 1" CS Flex 5 High Pressure Reduced Bend Radius Hose in 2" and CS Flex 6 High Pressure Reduced Bend Radius 1-1/4" and 1-1/2". **NO SKIVE REQUIRED.** The 6GC Series Six Spiral Coupling is compatible with some fixed and virtually all adjustable spiral crimp machines on the market. Check crimp O.D. carefully.

Trivalent Zinc Plating

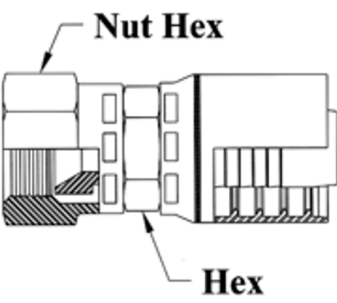
6GC SERIES NPTF - MALE SOLID

	Hose I.D.	Pipe Size	Thread Size	Hex Size	Part No.
 <p>Hex</p>	3/4"	3/4"	3/4-14	1-1/8"	6GC01-12x12
	1"	1"	1-11 1/2	1-3/8"	6GC01-16x16
	1-1/4"	1-1/4"	1 1/4-11 1/2	1-11/16"	6GC01-20x20
	1-1/2"	1-1/2"	1 1/2-11 1/2	2"	6GC01-24x24
	2"	2"	2-11 1/2	2-1/2"	6GC01-32x32

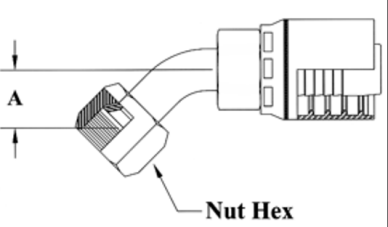
6GC SERIES NPTF (API Thread) - Male Solid

	Hose I.D.	Pipe Size	Thread Size	Hex Size	Part No.
 <p>Hex</p>	1"	1"	1-11 1/2	1-3/8"	6GCAP-16x16
	1-1/2"	1-1/2"	1-1/2-11 1/2	2"	6GCAP-24x24
	2"	2"	2-11 1/2	2-1/2"	6GCAP-32x32

6GC SERIES JIC 37° - Female Swivel

	Hose I.D.	Tube Size	Thread Size	Hex Size	Nut Hex	Part No.
 <p>Nut Hex</p> <p>Hex</p>	5/8"	5/8"	7/8x14	15/16"	1"	6GC09-10x10
	3/4"	3/4"	1-1/16x12	1-1/8"	1-1/4"	6GC09-12x12
	3/4"	1"	1-5/16x12	1-3/8"	1-1/2"	6GC09-12x16
	1"	1"	1-5/16x12	1-3/8"	1-1/2"	6GC09-16x16
	1-1/4"	1-1/4"	1-5/8x12	1-11/16"	2"	6GC09-20x20
	1-1/2"	1-1/2"	1-7/8x12	2"	2-1/4"	6GC09-24x24
	2"	2"	2-1/2x12	2-1/2"	2-7/8"	6GC09-32x32

6GC SERIES JIC 37° - 45° Female Swivel

	Hose I.D.	Tube Size	Thread Size	A-Drop Inches	Nut Hex	Part No.
 <p>Nut Hex</p> <p>A</p>	3/4"	3/4"	1-1/16x12	1.50	1-1/4"	6GC25-12x12
	1"	1"	1-5/16x12	1.75	1-1/2"	6GC25-16x16
	1-1/4"	1-1/4"	1-5/8x12	1.69	2"	6GC25-20x20

A HOSE
B VARI-CRIMP COUPLINGS
C GRIP CRIMP COUPLINGS
D 3 SERIES THERMOPLASTIC
E QUICK COUPLERS
F REUSABLES, PUSH-ON, ACCESS.
G ADAPTERS
H FABRICATION EQUIPMENT
J THREAD ID TECHNICAL
WWW.COUPLAMATIC.COM

GRIP CRIMP 6GC SERIES 4SH, R13, R15 NO-SKIVE COUPLINGS

Bite to the Wire Hose Ends for 100R13 Spiral Hose (R13 & DHEXR13) 3/4" thru 2", 100R15 Spiral Hose (R15) 3/4" thru 1-1/2", 4SH Spiral Hose 5/8", 3/4", and 1" CS Flex 5 High Pressure Reduced Bend Radius Hose in 2" and CS Flex 6 High Pressure Reduced Bend Radius 1-1/4" and 1-1/2". **NO SKIVE REQUIRED.** The 6GC Series Six Spiral Coupling is compatible with some fixed and virtually all adjustable spiral crimp machines on the market. Check crimp O.D. carefully.

Trivalent Zinc Plating

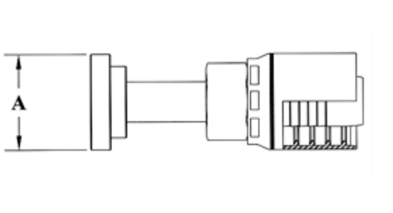
A HOSE	6GC SERIES		JIC 37° - 90° Female Swivel				Part No.
	Hose I.D.	Tube Size	Thread Size	A-Drop Inches	Nut Hex		
B VAR-CRIMP COUPLINGS	3/4"	3/4"	1-1/16x12	2.38	1-1/4"	6GC26-12x12	
	1"	1"	1-5/16x12	2.75	1-1/2"	6GC26-16x16	
	1-1/4"	1-1/4"	1-5/8x12	3.40	2"	6GC26-20x20	
C GRIP CRIMP COUPLINGS	6GC SERIES		O-Ring Face Seal (ORF) - Female Swivel				Part No.
D 3 SERIES THERMOPLASTIC	Hose I.D.	Tube Size	Thread Size		Nut Hex		
	5/8"	5/8"	1x14		1-1/8"	6GC30-10x10	
	3/4"	3/4"	1-3/16x12		1-3/8"	6GC30-12x12	
	3/4"	1"	1-7/16x12		1-5/8"	6GC30-12x16	
	1"	1"	1-7/16x12		1-5/8"	6GC30-16x16	
	1-1/4"	1-1/4"	1-11/16x12		1-7/8"	6GC30-20x20	
1-1/2"	1-1/2"	2x12		2-1/4"	6GC30-24x24		
E QUICK COUPLERS	6GC SERIES		O-Ring Face Seal (ORF) - 45° Female Swivel				Part No.
F REUSABLES, PUSH-ON ACCESS.	Hose I.D.	Tube Size	Thread Size	A-Drop Inches	Nut Hex		
	5/8"	5/8"	1x14	0.75	1-1/8"	6GC31-10x10	
	3/4"	3/4"	1-3/16x12	0.95	1-3/8"	6GC31-12x12	
	1"	1"	1-7/16x12	1.16	1-5/8"	6GC31-16x16	
	1-1/4"	1-1/4"	1-11/16x12	1.25	1-7/8"	6GC31-20x20	
G ADAPTERS	6GC SERIES		O-Ring Face Seal (ORF) - 90° Female Swivel				Part No.
H FABRICATION EQUIPMENT	Hose I.D.	Tube Size	Thread Size	A-Drop Inches	Nut Hex		
	5/8"	5/8"	1x14	1.50	1-1/8"	6GC32-10x10	
	3/4"	3/4"	1-3/16x12	2.00	1-3/8"	6GC32-12x12	
	3/4"	1"	1-7/16x12	2.50	1-5/8"	6GC32-12x16	
	1"	1"	1-7/16x12	2.50	1-5/8"	6GC32-16x16	
	1-1/4"	1-1/4"	1-11/16x12	2.80	1-7/8"	6GC32-20x20	
J THREAD ID TECHNICAL	6GC SERIES		O-Ring Face Seal (ORF) - 90° Female Swivel				Part No.
K WWW.COULAMATIC.COM	Hose I.D.	Tube Size	Thread Size	A-Drop Inches	Nut Hex		
	5/8"	5/8"	1x14	1.50	1-1/8"	6GC32-10x10	
	3/4"	3/4"	1-3/16x12	2.00	1-3/8"	6GC32-12x12	
	3/4"	1"	1-7/16x12	2.50	1-5/8"	6GC32-12x16	
	1"	1"	1-7/16x12	2.50	1-5/8"	6GC32-16x16	
	1-1/4"	1-1/4"	1-11/16x12	2.80	1-7/8"	6GC32-20x20	

GRIP CRIMP 6GC SERIES 4SH, R13, R15 NO-SKIVE COUPLINGS

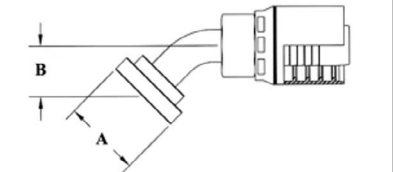
Bite to the Wire Hose Ends for 100R13 Spiral Hose (R13 & DHEXR13) 3/4" thru 2", 100R15 Spiral Hose (R15) 3/4" thru 1-1/2", 4SH Spiral Hose 5/8", 3/4", and 1" CS Flex 5 High Pressure Reduced Bend Radius Hose in 2" and CS Flex 6 High Pressure Reduced Bend Radius 1-1/4" and 1-1/2". **NO SKIVE REQUIRED.** The 6GC Series Six Spiral Coupling is compatible with some fixed and virtually all adjustable spiral crimp machines on the market. Check crimp O.D. carefully.

Trivalent Zinc Plating

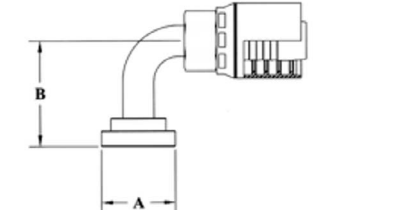
6GC SERIES Code 61 Split Flange - Straight

		Hose I.D.	Flange Size	A-Dia Inches	Part No.
	3/4"	3/4"	1.50	6GC47-12x12	
	3/4"	1"	1.75	6GC47-12x16	
	1"	1"	1.75	6GC47-16x16	
	1"	1-1/4"	2.00	6GC47-16x20	
	1-1/4"	1-1/4"	2.00	6GC47-20x20	
	1-1/2"	1-1/2"	2.38	6GC47-24x24	
	2"	2"	2.81	6GC47-32x32	

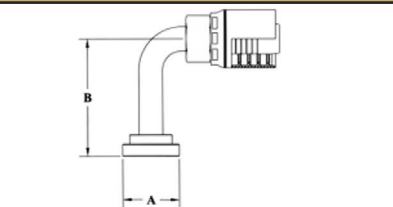
6GC SERIES Code 61 Split Flange - 45° Bend

		Hose I.D.	Flange Size	A-Dia Inches	B-Drop Inches	Part No.
	3/4"	3/4"	1.50	1.25	6GC50-12x12	
	1"	1"	1.75	1.30	6GC50-16x16	
	1-1/4"	1-1/4"	2.00	1.50	6GC50-20x20	
	1-1/2"	1-1/2"	2.38	1.75	6GC50-24x24	
	2"	2"	2.81	2.25	6GC50-32x32	

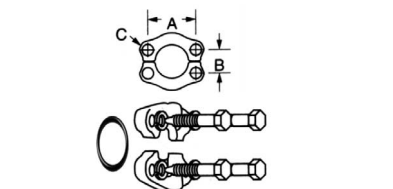
6GC SERIES Code 61 Split Flange - 90° Bend

		Hose I.D.	Flange Size	A-Dia Inches	B-Drop Inches	Part No.
	3/4"	3/4"	1.50	2.38	6GC53-12x12	
	3/4"	1"	1.75	2.75	6GC53-12x16	
	1"	1"	1.75	2.75	6GC53-16x16	
	1"	1-1/4"	2.00	2.88	6GC53-16x20	
	1-1/4"	1-1/4"	2.00	2.88	6GC53-20x20	
	1-1/2"	1-1/2"	2.38	4.00	6GC53-24x24	
	2"	2"	2.81	5.40	6GC53-32x32	

6GC SERIES Code 61 Split Flange - 90° Bend Long Drop

		Hose I.D.	Flange Size	A-Dia Inches	B-Drop Inches	Part No.
	3/4"	3/4"	1.50	5.25	6GC54-12x12	
	3/4"	1"	1.75	6.00	6GC54-12x16	
	1"	1"	1.75	6.00	6GC54-16x16	
	1"	1-1/4"	2.00	7.50	6GC54-16x20	
	1-1/4"	1-1/4"	2.00	7.50	6GC54-20x20	

6GC SERIES Code 61 Split Flange Kits

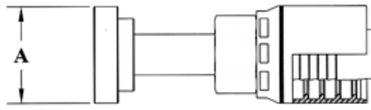
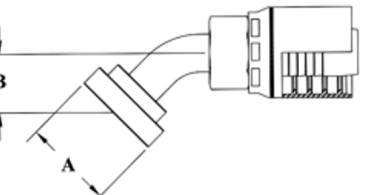
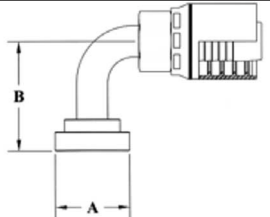
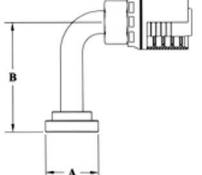
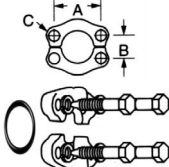
		Flange Size	A Inches	B Inches	C Inches	Complete Kit Part No.	O-Ring Part No.
	3/4"	1.88	.88	13/32	SFK-12	12252	
	1"	2.06	1.03	13/32	SFK-16	16252	
	1-1/4"	2.31	1.19	15/32	SFK-20	20252	
	1-1/2"	2.75	1.41	17/32	SFK-24	24252	
	2"	3.06	1.69	17/32	SFK-32	32252	

A	HOSE
B	VARIABLE CRIMP COUPLINGS
C	GRIP CRIMP COUPLINGS
D	3 SERIES THERMOPLASTIC
E	QUICK COUPLERS
F	REUSABLES, PUSH-ON, ACCESS.
G	ADAPTERS
H	FABRICATION EQUIPMENT
J	THREAD ID TECHNICAL
WWW.COUPLMATIC.COM	

GRIP CRIMP 6GC SERIES 4SH, R13, R15 NO-SKIVE COUPLINGS

Bite to the Wire Hose Ends for 100R13 Spiral Hose (R13 & DHEXR13) 3/4" thru 2", 100R15 Spiral Hose (R15) 3/4" thru 1-1/2", 4SH Spiral Hose 5/8", 3/4", and 1" CS Flex 5 High Pressure Reduced Bend Radius Hose in 2" and CS Flex 6 High Pressure Reduced Bend Radius 1-1/4" and 1-1/2". **NO SKIVE REQUIRED.** The 6GC Series Six Spiral Coupling is compatible with some fixed and virtually all adjustable spiral crimp machines on the market. Check crimp O.D. carefully.

Trivalent Zinc Plating

HOSE A	6GC SERIES Code 62 Split Flange - Straight					Part No.	
	Hose I.D.	Flange Size	A-Dia Inches				
VAR-CRIMP COUPLINGS B		3/4"	3/4"	1.62		6GC60-12x12	
		3/4"	1"	1.88		6GC60-12x16	
		1"	1"	1.88		6GC60-16x16	
		1"	1-1/4"	2.12		6GC60-16x20	
		1-1/4"	1-1/4"	2.12		6GC60-20x20	
		1-1/2"	1-1/2"	2.50		6GC60-24x24	
		2"	2"	3.12		6GC60-32x32	
GRIP CRIMP COUPLINGS C	6GC SERIES Code 62 Split Flange - 45° Bend					Part No.	
	Hose I.D.	Flange Size	A-Dia Inches	B-Drop Inches			
3 SERIES THERMOPLASTIC D		3/4"	3/4"	1.62	1.25	6GC61-12x12	
		3/4"	1"	1.88	1.38	6GC61-12x16	
		1"	1"	1.88	1.38	6GC61-16x16	
		1"	1-1/4"	2.12	1.38	6GC61-16x20	
		1-1/4"	1-1/4"	2.12	1.50	6GC61-20x20	
		1-1/2"	1-1/2"	2.50	1.70	6GC61-24x24	
		2"	2"	3.12	2.25	6GC61-32x32	
QUICK COUPLERS E	6GC SERIES Code 62 Split Flange - 90° Bend					Part No.	
	Hose I.D.	Flange Size	A-Dia Inches	B-Drop Inches			
REUSABLE PUSH-ON ACCESS. F		3/4"	3/4"	1.62	2.50	6GC62-12x12	
		3/4"	1"	1.88	2.50	6GC62-12x16	
		1"	1"	1.88	2.75	6GC62-16x16	
		1"	1-1/4"	2.12	2.88	6GC62-16x20	
		1-1/4"	1-1/4"	2.12	3.25	6GC62-20x20	
		1-1/2"	1-1/2"	2.50	3.75	6GC62-24x24	
		2"	2"	3.12	5.38	6GC62-32x32	
ADAPTERS G	6GC SERIES Code 62 Split Flange - 90° Bend Long Drop					Part No.	
	Hose I.D.	Flange Size	A-Dia Inches	B-Drop Inches			
FABRICATION EQUIPMENT H		3/4"	3/4"	1.62	5.25	6GC63-12x12	
		3/4"	1"	1.88	6.00	6GC63-12x16	
		1"	1"	1.88	6.00	6GC63-16x16	
		1"	1-1/4"	2.12	7.50	6GC63-16x20	
		1-1/4"	1-1/4"	2.12	7.50	6GC63-20x20	
THREAD ID TECHNICAL J	6GC SERIES Code 62 Split Flange Kits					O-Ring Part No.	
	Flange Size	A Inches	B Inches	C Inches	Complete Kit Part No.		
WWW.COUPLAMATIC.COM		3/4"	2.00	.94	13/32	SFK62-12	12252
		1"	2.25	1.09	15/32	SFK62-16	16252
		1-1/4"	2.63	1.25	17/32	SFK62-20	20252
		1-1/2"	3.12	1.44	21/32	SFK62-24	24252
		2"	3.81	1.75	25/32	SFK62-32	32252

GRIP CRIMP 6GC SERIES 4SH, R13, R15 NO-SKIVE COUPLINGS

Bite to the Wire Hose Ends for 100R13 Spiral Hose (R13 & DHEXR13) 3/4" thru 2", 100R15 Spiral Hose (R15) 3/4" thru 1-1/2", 4SH Spiral Hose 5/8", 3/4", and 1" CS Flex 5 High Pressure Reduced Bend Radius Hose in 2" and CS Flex 6 High Pressure Reduced Bend Radius 1-1/4" and 1-1/2". **NO SKIVE REQUIRED.** The 6GC Series Six Spiral Coupling is compatible with some fixed and virtually all adjustable spiral crimp machines on the market. Check crimp O.D. carefully.

Trivalent Zinc Plating

6GC SERIES

Extra Heavy Duty Flange - Straight
For use on Caterpillar® Equipment

Hose I.D.	Flange Size	A-Dia Inches	Part No.
3/4"	3/4"	1.62	6GC80-12x12
3/4"	1"	1.88	6GC80-12x16
1"	1"	1.88	6GC80-16x16
1"	1-1/4"	2.12	6GC80-16x20
1-1/4"	1-1/4"	2.12	6GC80-20x20
1-1/4"	1-1/2"	2.50	6GC80-20x24
1-1/2"	1-1/2"	2.50	6GC80-24x24
2"	2"	3.12	6GC80-32x32

HOSE
A
VARI-CRIMP
COUPLINGS
B

6GC SERIES

Extra Heavy Duty Flange - 45° Bend
For use on Caterpillar® Equipment

Hose I.D.	Flange Size	A-Dia Inches	B-Drop Inches	Part No.
3/4"	3/4"	1.62	1.25	6GC81-12x12
1"	1"	1.88	1.40	6GC81-16x16
1-1/4"	1-1/4"	2.12	1.50	6GC81-20x20
1-1/2"	1-1/2"	2.50	1.75	6GC81-24x24

GRIP CRIMP
COUPLINGS
C
3 SERIES
THERMOPLASTIC
D

6GC SERIES

Extra Heavy Duty Flange - 90° Bend
For use on Caterpillar® Equipment

Hose I.D.	Flange Size	A-Dia Inches	B-Drop Inches	Part No.
3/4"	3/4"	1.62	2.50	6GC82-12x12
3/4"	1"	1.88	3.00	6GC82-12x16
1"	1"	1.88	3.00	6GC82-16x16
1"	1-1/4"	2.12	3.38	6GC82-16x20
1-1/4"	1-1/4"	2.12	3.38	6GC82-20x20
1-1/2"	1-1/2"	2.50	4.00	6GC82-24x24
2"	2"	3.12	5.50	6GC82-32x32

QUICK
COUPLERS
E
REUSABLES,
PUSHON, ACCESS.
F

6GC SERIES

Extra Heavy Duty Flange - 90° Bend Long Drop
For use on Caterpillar® Equipment

Hose I.D.	Flange Size	A-Dia Inches	B-Drop Inches	Part No.
3/4"	3/4"	1.62	5.25	6GC83-12x12
3/4"	1"	1.88	6.00	6GC83-12x16
1"	1"	1.88	6.00	6GC83-16x16
1"	1-1/4"	2.12	7.50	6GC83-16x20
1-1/4"	1-1/4"	2.12	7.50	6GC83-20x20

ADAPTERS
G
FABRICATION
EQUIPMENT
H

6GC SERIES

Extra Heavy Duty Split Flange Kits

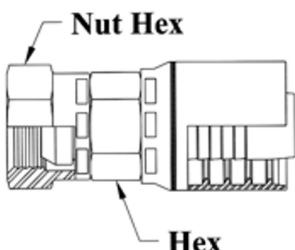
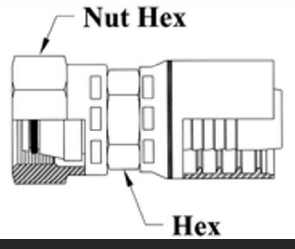
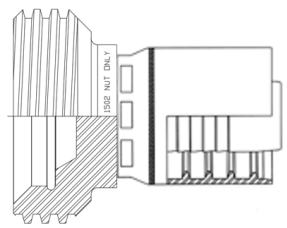

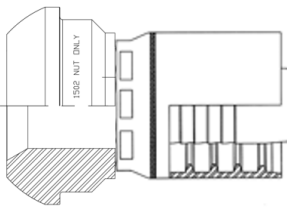

Flange Size	A Inches	B Inches	C Inches	Complete Kit Part No.	D-Ring Part No.
3/4"	2.00	.94	13/32	SFKHD-12	D12
1"	2.25	1.09	15/32	SFKHD-16	D16
1-1/4"	2.63	1.25	17/32	SFKHD-20	D20
1-1/2"	3.12	1.44	21/32	SFKHD-24	D24
2"	3.81	1.75	25/32	SFKHD-32	D32

THREAD ID
TECHNICAL
J
WWW.
COUPLAMATIC
.COM

GRIP CRIMP 6GC SERIES 4SH, R13, R15 NO-SKIVE COUPLINGS

Bite to the Wire Hose Ends for 100R13 Spiral Hose (R13 & DHEXR13) 3/4" thru 2", 100R15 Spiral Hose (R15) 3/4" thru 1-1/2", 4SH Spiral Hose 5/8", 3/4", and 1" CS Flex 5 High Pressure Reduced Bend Radius Hose in 2" and CS Flex 6 High Pressure Reduced Bend Radius 1-1/4" and 1-1/2". **NO SKIVE REQUIRED.** The 6GC Series Six Spiral Coupling is compatible with some fixed and virtually all adjustable spiral crimp machines on the market. Check crimp O.D. carefully.

Trivalent Zinc Plating

HOSE A	6GC SERIES		BSPP - British Standard Parallel 60° Cone - Female Swivel			Part No.	
	Hose I.D.	BSPP Size	Thread Size	Hex Size	Nut Hex		
VARICRIMP COUPLINGS B		5/8"	5/8"	G-5/8-14	15/16"	1-3/16"	6GC10-10x10
		3/4"	3/4"	G-3/4-14	1-1/8"	1-1/4"	6GC10-12x12
		1"	1"	G-1-11	1-3/8"	1-1/2"	6GC10-16x16
		G. as part of thread size is ISO designation for parallel thread					
GRIP CRIMP COUPLINGS C	6GC SERIES		DIN Heavy 24° Seat - Female Swivel			Part No.	
	Hose I.D.	Tube Size	Thread Size	Hex Size	Nut Hex		
3 SERIES THERMOPLASTIC D		5/8"	20mm	M30x2.0	1-1/8"	1-1/2"	6GC38-10x20
		3/4"	25mm	M36x2.0	1-3/8"	1-7/8"	6GC38-12x25
		1"	30mm	M42x2.0	1-11/16"	2"	6GC38-16x30
		1-1/4"	38mm	M52x2.0	2"	2-3/8"	6GC38-20x38
		Includes O-Ring					
QUICK COUPLERS E	6GC SERIES		Female 1502 Integrated Hammer Union			Seal Part No.	
	Hose I.D.	Union Size	Thread Size	Part No.			
REUSABLE PUSH-ON ACCESS. F		2"	2"	3 TPI ACME-2G	6GCHUF-32x32	HU-SEAL-1502-32	
							 *Seal sold separately
ADAPTERS G	6GC SERIES		Male 1502 Integrated Hammer Union			Nut Part No.	
	Hose I.D.	Union Size	Part No.				
FABRICATION EQUIPMENT H		2"	2"	6GCHUM-32x32	HU-NUT-1502-32		
							 *Nut sold separately
THREAD ID TECHNICAL J	Visit www.couplamatic.com or call your sales representative to get the most current crimp charts.						
	WWW. COUPLAMATIC .COM						

GRIP CRIMP 4SH SERIES 4SH NO-SKIVE COUPLINGS

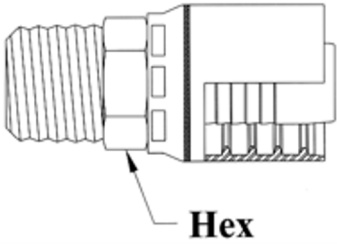
Bite to the Wire Hose Ends for 4SH Extreme Pressure Spiral Hoses (1-1/4" thru 2" 4SH) and CS Flex 5 High Pressure Reduced Bend Radius Hoses (1-1/4" and 1-1/2"). **NO SKIVE REQUIRED.**

The 4SH Series Spiral Coupling is compatible with some fixed and virtually all adjustable spiral crimp machines on the market. Check crimp O.D. carefully.

Trivalent Zinc Plating

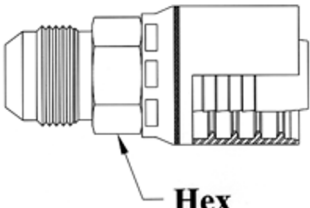
4SH SERIES

NPTF - MALE SOLID

	Hose I.D.	Pipe Size	Thread Size	Hex Size	Part No.
 <p>Hex</p>	1-1/4"	1-1/4"	1 1/4-11 1/2	1-11/16"	4SH01-20x20
	1-1/2"	1-1/2"	1 1/2-11 1/2	2"	4SH01-24x24

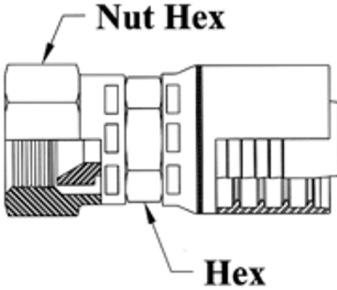
4SH SERIES

JIC 37° - Male Solid

	Hose I.D.	Tube Size	Thread Size	Hex Size	Part No.
 <p>Hex</p>	1-1/4"	1-1/4"	1-5/8x12	1-11/16"	4SH08-20x20

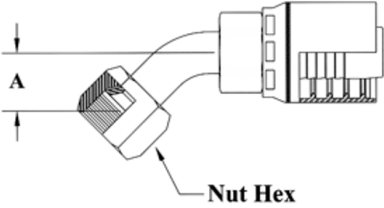
4SH SERIES

JIC 37° - Female Swivel

	Hose I.D.	Tube Size	Thread Size	Hex Size	Nut Hex	Part No.
 <p>Nut Hex</p> <p>Hex</p>	1-1/4"	1-1/4"	1-5/8x12	1-11/16"	2"	4SH09-20x20
	1-1/4"	1-1/2"	1-7/8x12	1-7/8"	2-1/4"	4SH09-20x24
	1-1/2"	1-1/2"	1-7/8x12	2"	2-1/4"	4SH09-24x24

4SH SERIES

JIC 37° - 45° Female Swivel

	Hose I.D.	Tube Size	Thread Size	A-Drop Inches	Nut Hex	Part No.
 <p>Nut Hex</p> <p>A</p>	1-1/4"	1-1/4"	1-5/8x12	1.69	2"	4SH25-20x20

A HOSE
B VARI-CRIMP COUPLINGS
C GRIP CRIMP COUPLINGS
D 3 SERIES THERMOPLASTIC
E QUICK COUPLERS
F REUSABLES, PUSH-ON, ACCESS.
G ADAPTERS
H FABRICATION EQUIPMENT
J THREAD ID TECHNICAL
WWW.COUPPLAMATIC.COM

GRIP CRIMP 4SH SERIES 4SH NO-SKIVE COUPLINGS

Bite to the Wire Hose Ends for 4SH Extreme Pressure Spiral Hoses (1-1/4" thru 2" 4SH) and CS Flex 5 High Pressure Reduced Bend Radius Hoses (1-1/4" and 1-1/2"). **NO SKIVE REQUIRED.**

The 4SH Series Spiral Coupling is compatible with some fixed and virtually all adjustable spiral crimp machines on the market. Check crimp O.D. carefully.

Trivalent Zinc Plating

		4SH SERIES JIC 37° - 90° Female Swivel					
A HOSE		Hose I.D.	Tube Size	Thread Size	A-Drop Inches	Nut Hex	Part No.
B VARICRIMP COUPLINGS		1-1/4"	1-1/4"	1-5/8x12	3.40	2"	4SH26-20x20
C GRIP CRIMP COUPLINGS		4SH SERIES O-Ring Face Seal (ORF) - Female Swivel					
D 3 SERIES THERMOPLASTIC		Hose I.D.	Tube Size	Thread Size		Nut Hex	Part No.
E QUICK COUPLERS		1-1/4"	1-1/4"	1-11/16x12		1-7/8"	4SH30-20x20
F REUSABLES PUSHON ACCESS.		4SH SERIES O-Ring Face Seal (ORF) - 45° Female Swivel					
G ADAPTERS		Hose I.D.	Tube Size	Thread Size	A-Drop Inches	Nut Hex	Part No.
H FABRICATION EQUIPMENT		1-1/4"	1-1/4"	1-11/16x12	1.25	1-7/8"	4SH31-20x20
J THREAD ID TECHNICAL		4SH SERIES O-Ring Face Seal (ORF) - 90° Female Swivel					
		Hose I.D.	Tube Size	Thread Size	A-Drop Inches	Nut Hex	Part No.
WWW.COUPLAMATIC.COM		1-1/4"	1-1/4"	1-11/16x12	2.80	1-7/8"	4SH32 20x20

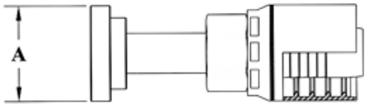
GRIP CRIMP 4SH SERIES 4SH NO-SKIVE COUPLINGS

Bite to the Wire Hose Ends for 4SH Extreme Pressure Spiral Hoses (1-1/4" thru 2" 4SH) and CS Flex 5 High Pressure Reduced Bend Radius Hoses (1-1/4" and 1-1/2"). **NO SKIVE REQUIRED.**

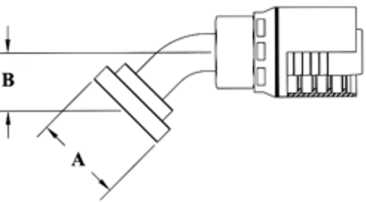
The 4SH Series Spiral Coupling is compatible with some fixed and virtually all adjustable spiral crimp machines on the market. Check crimp O.D. carefully.

Trivalent Zinc Plating

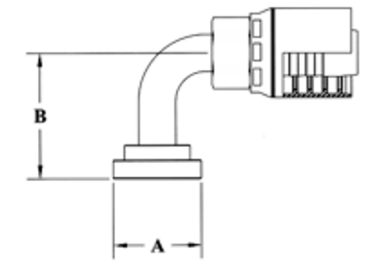
4SH SERIES Code 61 Split Flange - Straight

		Hose I.D.	Flange Size	A-Dia Inches	Part No.	
		1-1/4"	1-1/4"	2.00	4SH47-20x20	
		1-1/4"	1-1/2"	2.38	4SH47-20x24	
		1-1/2"	1-1/2"	2.38	4SH47-24x24	

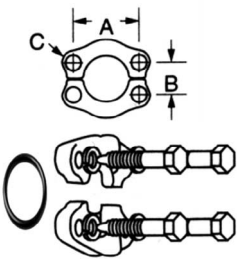
4SH SERIES Code 61 Split Flange - 45° Bend

		Hose I.D.	Flange Size	A-Dia Inches	B-Drop Inches	Part No.
		1-1/4"	1-1/4"	2.00	1.50	4SH50-20x20
		1-1/4"	1-1/2"	2.38	1.50	4SH50-20x24
		1-1/2"	1-1/2"	2.38	1.75	4SH50-24x24

4SH SERIES Code 61 Split Flange - 90° Bend

		Hose I.D.	Flange Size	A-Dia Inches	B-Drop Inches	Part No.
		1-1/4"	1-1/4"	2.00	2.88	4SH53-20x20
		1-1/4"	1-1/2"	2.38	3.25	4SH53-20x24
		1-1/2"	1-1/2"	2.38	4.00	4SH53-24x24

4SH SERIES Code 61 Split Flange Kits

		Flange Size	A Inches	B Inches	C Inches	Complete Kit Part No.	O-Ring Part No.
		1-1/4"	2.31	1.19	15/32	SFK-20	20252
		1-1/2"	2.75	1.41	17/32	SFK-24	24252

A
HOSE

B
VARIABLE CRIMP COUPLINGS

C
GRIP CRIMP COUPLINGS

D
3 SERIES THERMOPLASTIC

E
QUICK COUPLERS

F
REUSABLES, PUSH-ON, ACCESS.

G
ADAPTERS

H
FABRICATION EQUIPMENT

J
THREAD ID TECHNICAL

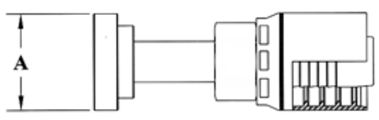
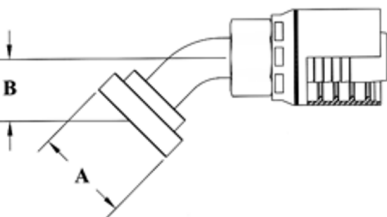
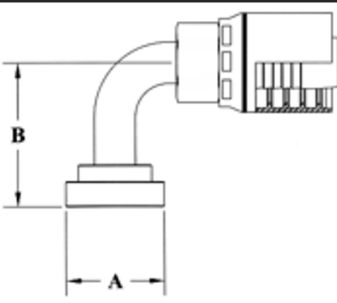
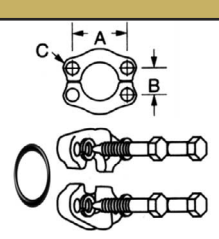
WWW.COUPPLAMATIC.COM

GRIP CRIMP 4SH SERIES 4SH NO-SKIVE COUPLINGS

Bite to the Wire Hose Ends for 4SH Extreme Pressure Spiral Hoses (1-1/4" thru 2" 4SH) and CS Flex 5 High Pressure Reduced Bend Radius Hoses (1-1/4" and 1-1/2"). **NO SKIVE REQUIRED.**

The 4SH Series Spiral Coupling is compatible with some fixed and virtually all adjustable spiral crimp machines on the market. Check crimp O.D. carefully.

Trivalent Zinc Plating

		4SH SERIES Code 62 Split Flange - Straight					
		Hose I.D.	Flange Size	A-Dia Inches	Part No.		
A HOSE	B VAR-CRIMP COUPLINGS	1-1/4"	1-1/4"	2.12	4SH60-20x20		
		1-1/2"	1-1/2"	2.50	4SH60-24x24		
							
		4SH SERIES Code 62 Split Flange - 45° Bend					
		Hose I.D.	Flange Size	A-Dia Inches	B-Drop Inches	Part No.	
D 3 SERIES THERMOPLASTIC	E QUICK COUPLERS	1-1/4"	1-1/4"	2.12	1.50	4SH61-20x20	
		1-1/2"	1-1/2"	2.50	1.70	4SH61-24x24	
							
		4SH SERIES Code 62 Split Flange - 90° Bend					
		Hose I.D.	Flange Size	A-Dia Inches	B-Drop Inches	Part No.	
F REUSABLES PUSHON ACCESS.	G ADAPTERS	1-1/4"	1-1/4"	2.12	3.25	4SH62-20x20	
		1-1/2"	1-1/2"	2.50	3.75	4SH62-24x24	
							
		4SH SERIES Code 62 Split Flange Kits					
		Flange Size	A Inches	B Inches	C Inches	Complete Kit Part No.	O-Ring Part No.
J THREAD ID TECHNICAL	WWW.COUPLAMATIC.COM	1-1/4"	2.63	1.25	17/32	SFK62-20	20252
		1-1/2"	3.12	1.44	21/32	SFK62-24	24252
							

GRIP CRIMP 4SH SERIES 4SH NO-SKIVE COUPLINGS

Bite to the Wire Hose Ends for 4SH Extreme Pressure Spiral Hoses (1-1/4" thru 2" 4SH) and CS Flex 5 High Pressure Reduced Bend Radius Hoses (1-1/4" and 1-1/2"). **NO SKIVE REQUIRED.**

The 4SH Series Spiral Coupling is compatible with some fixed and virtually all adjustable spiral crimp machines on the market. Check crimp O.D. carefully.

Trivalent Zinc Plating

4SH SERIES

Extra Heavy Duty Flange - Straight
For use on Caterpillar® Equipment

Hose I.D.	Flange Size	A-Dia Inches	Part No.
1-1/4"	1-1/4"	2.12	4SH80-20x20
1-1/2"	1-1/2"	2.50	4SH80-24x24

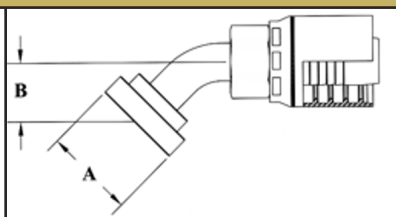
A
HOSE

B
VARIABLE CRIMP COUPLINGS

4SH SERIES

Extra Heavy Duty Flange - 45° Bend
For use on Caterpillar® Equipment

Hose I.D.	Flange Size	A-Dia Inches	B-Drop Inches	Part No.
1-1/4"	1-1/4"	2.12	1.50	4SH81-20x20
1-1/2"	1-1/2"	2.50	1.75	4SH81-24x24



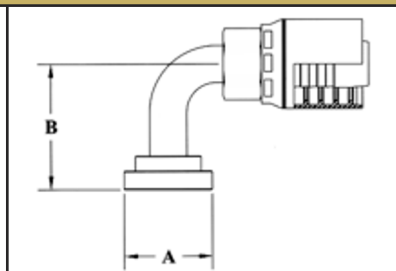
C
GRIP CRIMP COUPLINGS

D
3 SERIES THERMOPLASTIC

4SH SERIES

Extra Heavy Duty Flange - 90° Bend
For use on Caterpillar® Equipment

Hose I.D.	Flange Size	A-Dia Inches	B-Drop Inches	Part No.
1-1/4"	1-1/4"	2.12	3.38	4SH82-20x20
1-1/2"	1-1/2"	2.50	4.00	4SH82-24x24



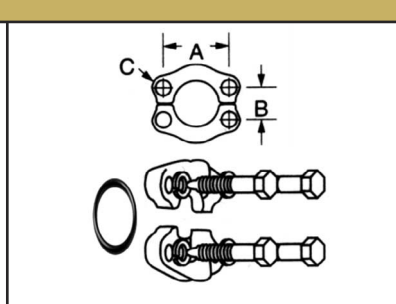
E
QUICK COUPLERS

F
REUSABLES, PUSH-IN, ACCESS.

4SH SERIES

Extra Heavy Duty Split Flange Kits

Flange Size	A Inches	B Inches	C Inches	Complete Kit Part No.	D-Ring Part No.
1-1/4"	2.63	1.25	17/32	SFKHD-20	D20
1-1/2"	3.12	1.44	21/32	SFKHD-24	D24



G
ADAPTERS

H
FABRICATION EQUIPMENT

J
THREAD ID TECHNICAL

Visit www.couplamatic.com or call your sales representative to get the most current crimp charts.

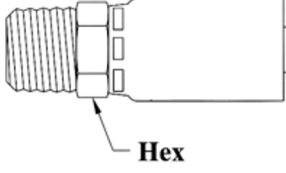
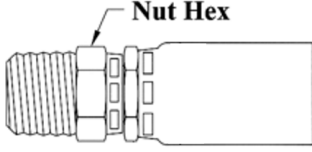
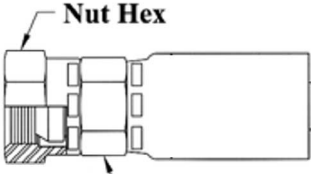
WWW.COUPLAMATIC.COM

3 SERIES THERMOPLASTIC COUPLINGS

Hydraulic hose ends for use with thermoplastic hydraulic hose. 100R7 (H7, H7NC, H7TL, H7TLNC, 100R8 (HS8, HS8NC) and 100R18 (R18). Coupling may be used in Couplamatic Systems Inc., Synflex, and Parker Hannifin Swage machines. Thermoplastic Couplings may be swaged or crimped.

Not for use on reduced OD 100R7

Trivalent Zinc Plating

HOSE A	3 SERIES		NPTF - Male Solid				Die 4540-	Pusher 4599-							
	Hose I.D.	Pipe Size	Thread Size	Hex Size	Part No.										
VAR/CRIMP COUPLINGS B	1/8"	1/8"	1/8-27	1/2"	3-02102	302	MP023								
	1/8"	1/4"	1/4-18	5/8"	3-02104	302	MP026								
	3/16"	1/8"	1/8-27	9/16"	3-03102	303	MP001								
	3/16"	1/4"	1/4-18	11/16"	3-03104	303	MP004								
	1/4"	1/8"	1/8-27	5/8"	3-04102	304	MP002								
	1/4"	1/4"	1/4-18	11/16"	3-04104	304	MP004								
	1/4"	3/8"	3/8-18	3/4"	3-04106	304	MP005								
	5/16"	1/4"	1/4-18	11/16"	3-05104	305	MP004								
	5/16"	3/8"	3/8-18	3/4"	3-05106	305	MP005								
	3/8"	1/4"	1/4-18	3/4"	3-06104	306	MP005								
	3/8"	3/8"	3/8-18	3/4"	3-06106	306	MP005								
	3/8"	1/2"	1/2-14	15/16"	3-06108	306	MP009								
	1/2"	3/8"	3/8-18	7/8"	3-08106	308	MP008								
	1/2"	1/2"	1/2-14	15/16"	3-08108	308	MP009								
3/4"	3/4"	3/4-14	1-1/8"	3-12112	312	MP011									
1"	1"	1-11 1/2	1-3/8"	3-16116	316	MP013									
GRIP CRIMP COUPLINGS C															
3 SERIES THERMOPLASTIC D	<p style="text-align: center;">Sewer Hose Couplings</p>														
								3/4"	3/4"	3/4-14	1-1/8"	3H-12112		MP011	
1"	1"	1-11 1/2	1-3/8"	3H-16116		MP013									
QUICK COUPLERS E	3 SERIES		NPTF - Male Swivel				Die 4540-	Pusher 4599-							
	Hose I.D.	Pipe Size	Thread Size	Nut Hex	Part No.										
REUSABLE PUSHON ACCESS. F															
								1/8"	1/8"	1/8-27	1/2"	3-02142	302	MP027	
								3/16"	1/4"	1/4-18	11/16"	3-03144	303	MP003	
								1/4"	1/4"	1/4-18	11/16"	3-04144	304	MP003	
								3/8"	3/8"	3/8-18	3/4"	3-06146	306	MP006	
1/2"	1/2"	1/2-14	15/16"	3-08148	308	MP010									
Swivel for installation purposes only. Leakage may occur at low pressure.															
ADAPTERS G	3 SERIES		NPSM - Female Swivel				Die 4540-	Pusher 4599-							
	Hose I.D.	Pipe Size	Thread Size	Hex Size	Nut Hex	Part No.									
FABRICATION EQUIPMENT H															
								1/8"	1/4"	1/4-18	1/2"	3/4"	3-02244	302	FP002
								3/16"	1/4"	1/4-18	5/8"	3/4"	3-03244	303	FP002
								1/4"	1/4"	1/4-18	5/8"	3/4"	3-04244	304	FP002
								3/8"	3/8"	3/8-18	3/4"	7/8"	3-06246	306	FP004
1/2"	1/2"	1/2-14	1"	1"	3-08248	308	FP018								
THREAD ID TECHNICAL J															
WWW. COUPLAMATIC .COM															

3 SERIES THERMOPLASTIC COUPLINGS

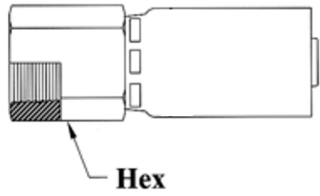
Hydraulic hose ends for use with thermoplastic hydraulic hose. 100R7 (H7, H7NC, H7TL, H7TLNC, 100R8 (HS8, HS8NC) and 100R18 (R18). Coupling may be used in Couplamatic Systems Inc., Synflex, and Parker Hannifin Swage machines. Thermoplastic Couplings may be swaged or crimped.

Not for use on reduced OD 100R7

Trivalent Zinc Plating

3 SERIES

NPTF - Female Solid

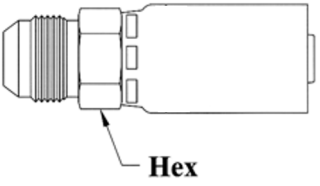
	Hose I.D.	Pipe Size	Thread Size	Hex Size	Part No.	Die 4540-	Pusher 4599-
	1/4"	1/4"	1/4-18	3/4"	3-04204	304	FP002

A
HOSE

B
VAR-CRIMP
COUPLINGS

3 SERIES

JIC 37° - Male Solid

	Hose I.D.	Thread Size	Tube OD	Hex Size	Part No.	Die 4540-	Pusher 4599-
	3/16"	7/16-20	1/4"	9/16"	3-03504	303	MP001
	1/4"	7/16-20	1/4"	5/8"	3-04504	304	MP002
	1/4"	1/2-20	5/16"	5/8"	3-04505	304	MP002
	1/4"	9/16-18	3/8"	3/4"	3-04506	304	MP005
	5/16"	9/16-18	3/8"	11/16"	3-05506	305	MP004
	3/8"	9/16-18	3/8"	3/4"	3-06506	306	MP005
	3/8"	3/4-16	1/2"	13/16"	3-06508	306	MP007
	1/2"	3/4-16	1/2"	7/8"	3-08508	308	MP008
	1/2"	7/8-14	5/8"	15/16"	3-08510	308	MP009
	3/4"	1-1/16x12	3/4"	1-1/8"	3-12512	312	MP011

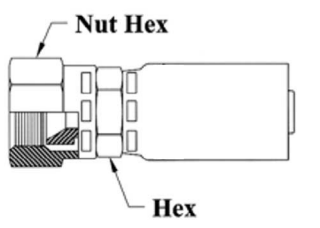
C
GRIP CRIMP
COUPLINGS

D
3 SERIES
THERMOPLASTIC

E
QUICK-
COUPLERS

3 SERIES

JIC 37° - Female Swivel

	Hose I.D.	Thread Size	Tube OD	Hex Size	Nut Hex	Part No.	Die 4540-	Pusher 4599-
	1/8"	7/16-20	1/4"	1/2"	5/8"	3-02544	302	FP010
	3/16"	7/16-20	1/4"	9/16"	5/8"	3-03544	303	FP011
	1/4"	7/16-20	1/4"	5/8"	5/8"	3-04544	304	FP012
	1/4"	1/2-20	5/16"	5/8"	3/4"	3-04545	304	FP013
	1/4"	9/16-18	3/8"	5/8"	3/4"	3-04546	304	FP013
	5/16"	1/2-20	5/16"	5/8"	3/4"	3-05545	305	FP013
	5/16"	9/16-18	3/8"	5/8"	3/4"	3-05546	305	FP013
	3/8"	9/16-18	3/8"	3/4"	3/4"	3-06546	306	FP015
	3/8"	3/4-16	1/2"	3/4"	15/16"	3-06548	306	FP005
	1/2"	3/4-16	1/2"	7/8"	15/16"	3-08548	308	FP016
	1/2"	7/8-14	5/8"	7/8"	1-1/16"	3-08550	308	FP006
	3/4"	1-1/16-12	3/4"	1-1/8"	1-1/4"	3-12552	312	FP008

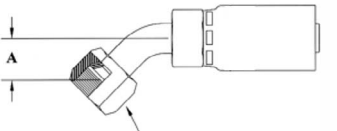
F
REUSABLES,
PUSHION, ACCESS.

G
ADAPTERS

H
FABRICATION
EQUIPMENT

3 SERIES

JIC/SAE Dual Seat - 45° Female Swivel

	Hose I.D.	Thread Size	Tube OD	A-Drop Inches	Nut Hex	Part No.	Die 4540-	Pusher 4599-
	3/16"	7/16-20	1/4"	0.47	9/16"	3-03604	303	TP204
	1/4"	1/2-20	5/16"	0.53	5/8"	3-04605	304	TP205
	3/8"	9/16-18	3/8"	0.59	11/16"	3-06606*	306	TP206
	3/8"	3/4-16	1/2"	0.71	7/8"	3-06608	306	TP208
	1/2"	3/4-16	1/2"	0.71	7/8"	3-08608	308	TP308
	1/2"	7/8-14	5/8"	0.84	1"	3-08610	308	TP310

J
THREAD ID
TECHNICAL

WWW.
COUPLAMATIC
.COM

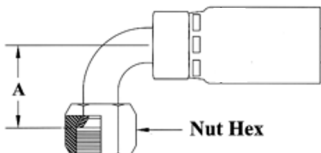
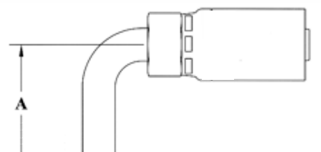
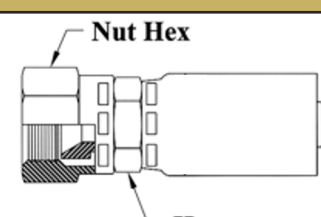
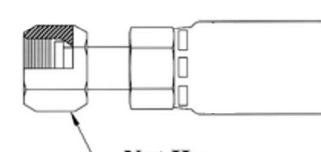
*JIC Seat and thread only

3 SERIES THERMOPLASTIC COUPLINGS

Hydraulic hose ends for use with thermoplastic hydraulic hose. 100R7 (H7, H7NC, H7TL, H7TLNC, 100R8 (HS8, HS8NC) and 100R18 (R18). Coupling may be used in Couplamatic Systems Inc., Synflex, and Parker Hannifin Swage machines. Thermoplastic Couplings may be swaged or crimped.

Not for use on reduced OD 100R7

Trivalent Zinc Plating

A HOSE	3 SERIES		JIC/SAE Dual Seat - 90° Female Swivel				Part No.	Die 4540-	Pusher 4599-	
	Hose I.D.	Thread Size	Tube OD	A-Drop Inches	Nut Hex					
B VAR CRIMP COUPLINGS		3/16"	7/16-20	1/4"	0.81	9/16"	3-03644	303	TP204	
		1/4"	7/16-20	1/4"	0.81	9/16"	3-04644	304	TP204	
		1/4"	1/2-20	5/16"	0.83	5/8"	3-04645	304	TP205	
		1/4"	9/16-18	3/8"	0.91	11/16"	3-04646*	304	TP206	
		5/16"	9/16-18	3/8"	0.91	11/16"	3-05646*	305	TP206	
		3/8"	9/16-18	3/8"	0.91	11/16"	3-06646*	306	TP206	
		3/8"	3/4-16	1/2"	1.15	7/8"	3-06648	306	TP208	
		1/2"	3/4-16	1/2"	1.15	7/8"	3-08648	308	TP308	
		1/2"	7/8-14	5/8"	1.23	1"	3-08650	308	TP310	
		*JIC Seat and thread only								
C GRIP CRIMP COUPLINGS										
D 3 SERIES THERMOPLASTIC	3 SERIES		JIC/SAE Dual Seat - 90° Female Swivel Long Drop				Part No.	Die 4540-	Pusher 4599-	
	Hose I.D.	Thread Size	Tube OD	A-Drop Inches	Nut Hex					
		1/4"	7/16-20	1/4"	1.80	9/16"	3-04844	304	TP204	
		1/4"	1/2-20	5/16"	1.77	5/8"	3-04845	304	TP205	
		3/8"	9/16-18	3/8"	2.18	11/16"	3-06846*	306	TP206	
		3/8"	3/4-16	1/2"	2.50	7/8"	3-06848	306	TP208	
		1/2"	7/8-14	5/8"	2.75	1"	3-08850	308	TP310	
		*JIC Seat and thread only								
	E QUICK COUPLERS									
	F REUSABLE PUSH-ON ACCESS.	3 SERIES		SAE 45° - Female Swivel				Part No.	Die 4540-	Pusher 4599-
Hose I.D.		Thread Size	Tube OD	Hex Size	Nut Hex					
	3/8"	5/8-18	3/8"	3/4"	3/4"	3-06A06	306	FP014		
G ADAPTERS										
H FABRICATION EQUIPMENT	3 SERIES		O-Ring Face Seal (ORF) - Female Swivel				Part No.	Die 4540-	Pusher 4599-	
	Hose I.D.	Thread Size	Tube OD	Nut Hex						
		1/8"	9/16-18	1/4"	11/16"	3-02404	302	MP045		
		1/4"	9/16-18	1/4"	11/16"	3-04404	304	MP045		
		5/16"	11/16-16	3/8"	13/16"	3-05406	305	MP037		
		3/8"	11/16-16	3/8"	13/16"	3-06406	306	MP037		
		1/2"	13/16-16	1/2"	15/16"	3-08408	308	MP046		
		*JIC Seat and thread only								
	J THREAD ID TECHNICAL									
	WWW.COULAMATIC.COM									

3 SERIES THERMOPLASTIC COUPLINGS

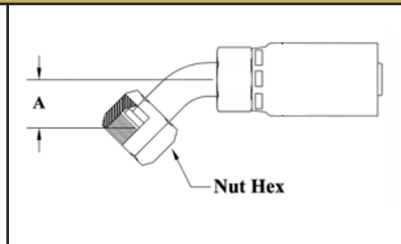
Hydraulic hose ends for use with thermoplastic hydraulic hose. 100R7 (H7, H7NC, H7TL, H7TLNC, 100R8 (HS8, HS8NC) and 100R18 (R18). Coupling may be used in Couplamatic Systems Inc., Synflex, and Parker Hannifin Swage machines. Thermoplastic Couplings may be swaged or crimped.

Not for use on reduced OD 100R7

Trivalent Zinc Plating

3 SERIES

O-Ring Face Seal (ORF) -
45° Female Swivel



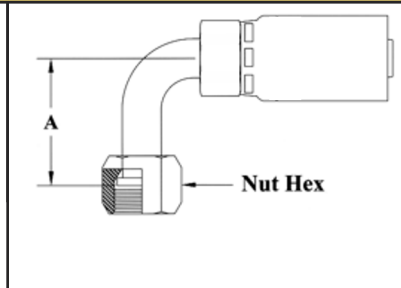
Hose I.D.	Thread Size	Tube OD	A-Drop Inches	Nut Hex	Part No.	Die 4540-	Pusher 4599-
1/4"	9/16-18	1/4"	.40	11/16"	3-04444	304	TP204
3/8"	11/16-16	3/8"	.44	13/16"	3-06446	306	TP206
1/2"	13/16-16	1/2"	.59	15/16"	3-08448	308	TP308

A
HOSE

B
VAR-CRIMP
COUPLINGS

3 SERIES

O-Ring Face Seal (ORF) -
90° Female Swivel



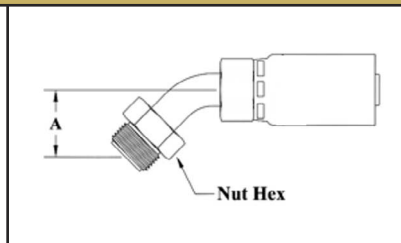
Hose I.D.	Thread Size	Tube OD	A-Drop Inches	Nut Hex	Part No.	Die 4540-	Pusher 4599-
1/4"	9/16-18	1/4"	0.78	11/16"	3-04474	304	TP204
5/16"	11/16-16	3/8"	0.90	13/16"	3-05476	305	TP206
3/8"	11/16-16	3/8"	0.90	13/16"	3-06476	306	TP206
1/2"	13/16-16	1/2"	1.15	15/16"	3-08478	308	TP308

C
GRIP CRIMP
COUPLINGS

D
3 SERIES
THERMOPLASTIC

3 SERIES

Male Inverted Flare - 45°



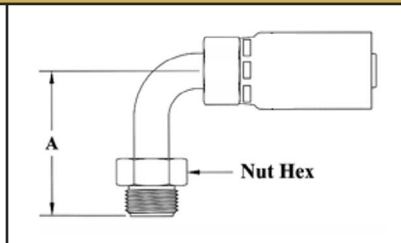
Hose I.D.	Thread Size	Tube OD	A-Drop Inches	Nut Hex	Part No.	Die 4540-	Pusher 4599-
3/8"	5/8-18	3/8"	0.97	5/8"	3-06C46	306	TP206

E
QUICK
COUPLERS

F
REUSABLES,
PUSHON, ACCESS.

3 SERIES

Male Inverted Flare - 90°



Hose I.D.	Thread Size	Tube OD	A-Drop Inches	Nut Hex	Part No.	Die 4540-	Pusher 4599-
3/8"	5/8-18	3/8"	1.66	5/8"	3-06C76	306	TP206

G
ADAPTERS

H
FABRICATION
EQUIPMENT

J
THREAD ID
TECHNICAL

Visit www.couplamatic.com or call your sales representative to get the most current crimp charts.

WWW.
COUPLAMATIC
.COM

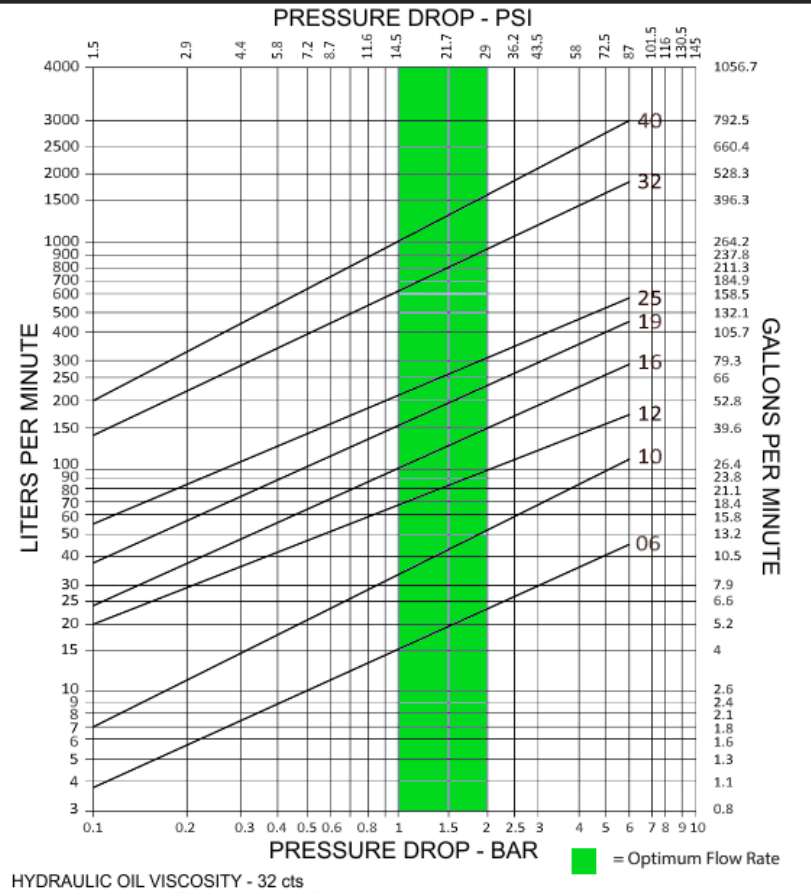
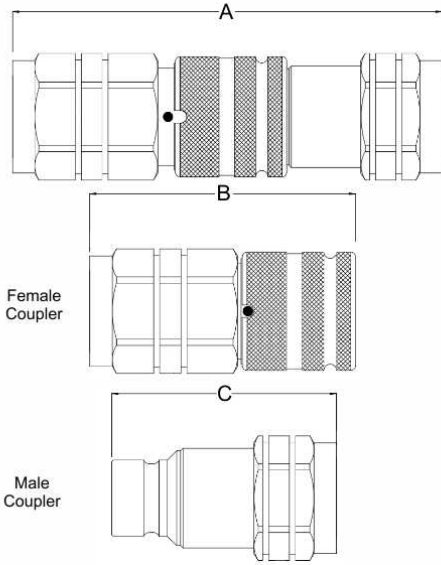
HYDRAULIC QUICK COUPLERS

FF Series ISO 16028 Flat Face Couplers

FF Series Flat Face Couplers prevent fluid loss during disconnection and allow minimal inclusion of contaminants during connection. They have nitrile seals and are zinc nickel plated for higher corrosion resistance. A safety locking sleeve prevents accidental disconnection. -40°F (-40°C) to 223°F (106°C). Applications: Industrial, Ag, Mining, leak free environments, high pressure pulse, and hammer circuits.

Zinc Nickel Plating

- A HOSE
- B VARI-CRIMP COUPLINGS
- C GRIP-CRIMP COUPLINGS
- D 3 SERIES THERMOPLASTIC
- E QUICK COUPLERS
- F REUSABLES, PUSH-IN, ACCESS.
- G ADAPTERS
- H FABRICATION EQUIPMENT
- J THREAD ID TECHNICAL
- WWW.COUPPLAMATIC.COM



FF Series ISO 16028 Flat Face Couplers

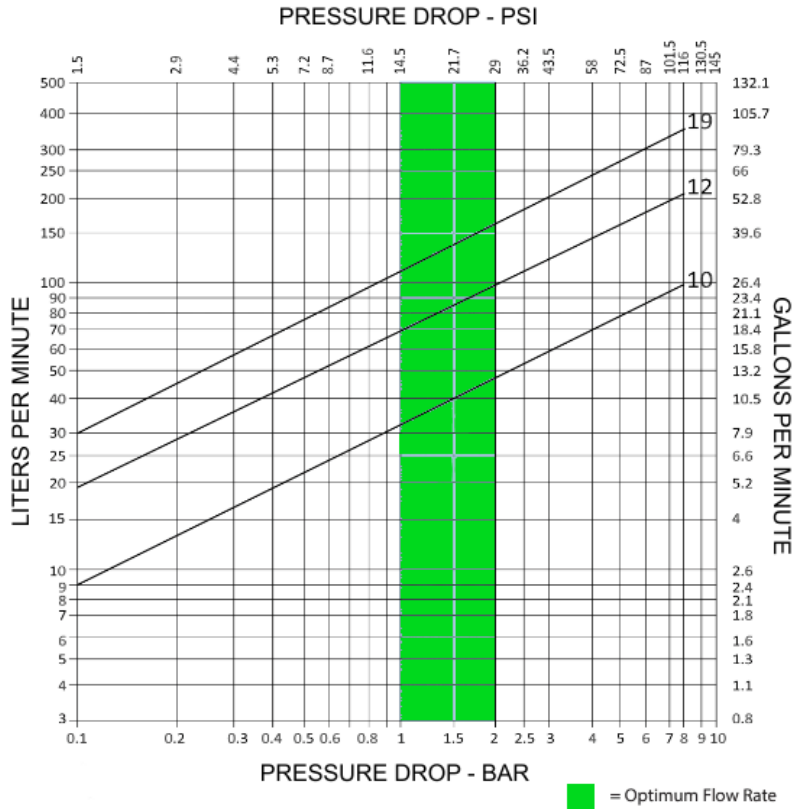
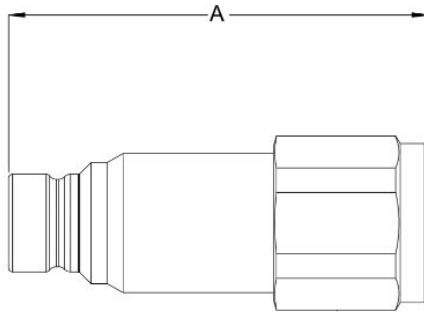
Body Size	Body Size (ISO)	Coupler Gender	Thread Size	Working Pressure	Coupled Burst	Female Burst	Male Burst	"A" Length	"B" Length	"C" Length	Part Number	Quick Order #
3/8	10	Female	3/8-18 NPT	5075	21750	15950	15225	4.5	2.7	--	QC-FF10-F-06N	HQC-024
3/8	10	Male	3/8-18 NPT	5075	21750	15950	15225	4.5	--	2.4	QC-FF10-M-06N	HQC-026
3/8	10	Female	9/16x18 SAE	5075	21750	15950	15225	4.5	2.7	--	QC-FF10-F-06S	HQC-025
3/8	10	Male	9/16x18 SAE	5075	21750	15950	15225	4.5	--	2.4	QC-FF10-M-06S	HQC-027
1/2	12	Female	1/2-14 NPT	5075	17400	15225	14500	5.4	3.3	--	QC-FF12-F-08N	HQC-028
1/2	12	Male	1/2-14 NPT	5075	17400	15225	14500	5.4	--	2.8	QC-FF12-M-08N	HQC-033
1/2	12	Female	3/4-14 NPT	5075	17400	15225	14500	5.4	3.3	--	QC-FF12-F-12N	HQC-031
1/2	12	Male	3/4-14 NPT	5075	17400	15225	14500	5.4	--	2.8	QC-FF12-M-12N	HQC-036
1/2	12	Female	3/4x16 SAE	5075	17400	15225	14500	5.4	3.3	--	QC-FF12-F-08S	HQC-029
1/2	12	Male	3/4x16 SAE	5075	17400	15225	14500	5.4	--	2.8	QC-FF12-M-08S	HQC-034
1/2	12	Female	7/8x14 SAE	5075	17400	15225	14500	5.4	3.3	--	QC-FF12-F-10S	HQC-030
1/2	12	Male	7/8x14 SAE	5075	17400	15225	14500	5.4	--	2.8	QC-FF12-M-10S	HQC-035
1/2	12	Female	1-1/16x12 SAE	5075	17400	15225	14500	5.4	3.3	--	QC-FF12-F-12S	HQC-032
1/2	12	Male	1-1/16x12 SAE	5075	17400	15225	14500	5.4	--	2.8	QC-FF12-M-12S	HQC-037
3/4	19	Female	3/4-14 NPT	5075	21025	15225	15225	6.4	3.9	--	QC-FF19-F-12N	HQC-038
3/4	19	Male	3/4-14 NPT	5075	21025	15225	15225	6.4	--	3.3	QC-FF19-M-12N	HQC-040
3/4	19	Female	1-1/16x12 SAE	5075	21025	15225	15225	6.4	3.9	--	QC-FF19-F-12S	HQC-039
3/4	19	Male	1-1/16x12 SAE	5075	21025	15225	15225	6.4	--	3.3	QC-FF19-M-12S	HQC-041
1	25	Female	1-11 1/2 NPT	3770	11600	11600	11600	6.8	4.2	--	QC-FF25-F-16N	HQC-042
1	25	Male	1-11 1/2 NPT	3770	11600	11600	11600	6.8	--	3.6	QC-FF25-M-16N	HQC-044
1	25	Female	1-5/16x12 SAE	3770	11600	11600	11600	6.8	4.2	--	QC-FF25-F-16S	HQC-043
1	25	Male	1-5/16x12 SAE	3770	11600	11600	11600	6.8	--	3.6	QC-FF25-M-16S	HQC-045

HYDRAULIC QUICK COUPLERS

CPFF Series Connect Under Pressure Flat Face Couplers

CPFF Series Flat Face Couplers are designed to connect under pressure (male half) by hand up to 5075 PSI (350 bar). They connect to the FF Series Female couplers. They also prevent fluid loss during disconnection and allow minimal inclusion of contaminants during connection. They have nitrile seals and are zinc nickel plated for higher corrosion resistance. -40°F (-40°C) to 223°F (106°C). Applications: Industrial, Ag, Mining, leak free environments, high pressure pulse, and hammer circuits.

Zinc Nickel Plating



CPFF Series Connect Under Pressure Flat Face Couplers

Body Size	Body Size (ISO)	Coupler Gender	Thread Size	Working Pressure	Coupled Burst	Male Burst	"A" Length	Part Number	Quick Order #
1/2	12	Male	1/2-14 NPT	5075	17400	21750	4.1	QC-CPFF12-M-08N	HQC-015
1/2	12	Male	3/4-14 NPT	5075	17400	21750	4.1	QC-CPFF12-M-12N	HQC-018
1/2	12	Male	3/4x16 SAE	5075	17400	21750	4.1	QC-CPFF12-M-08S	HQC-016
1/2	12	Male	7/8x14 SAE	5075	17400	21750	4.1	QC-CPFF12-M-10S	HQC-017
1/2	12	Male	1-1/16x12 SAE	5075	17400	21750	4.1	QC-CPFF12-M-12S	HQC-019

A
HOSE

B
VAR-CRIMP
COUPLINGS

C
GRIP CRIMP
COUPLINGS

D
3 SERIES
THERMOPLASTIC

E
QUICK
COUPLERS

F
REUSABLES,
PUSHON, ACCESS.

G
ADAPTERS

H
FABRICATION
EQUIPMENT

J
THREAD ID
TECHNICAL

WWW.
COUPLAMATIC
.COM

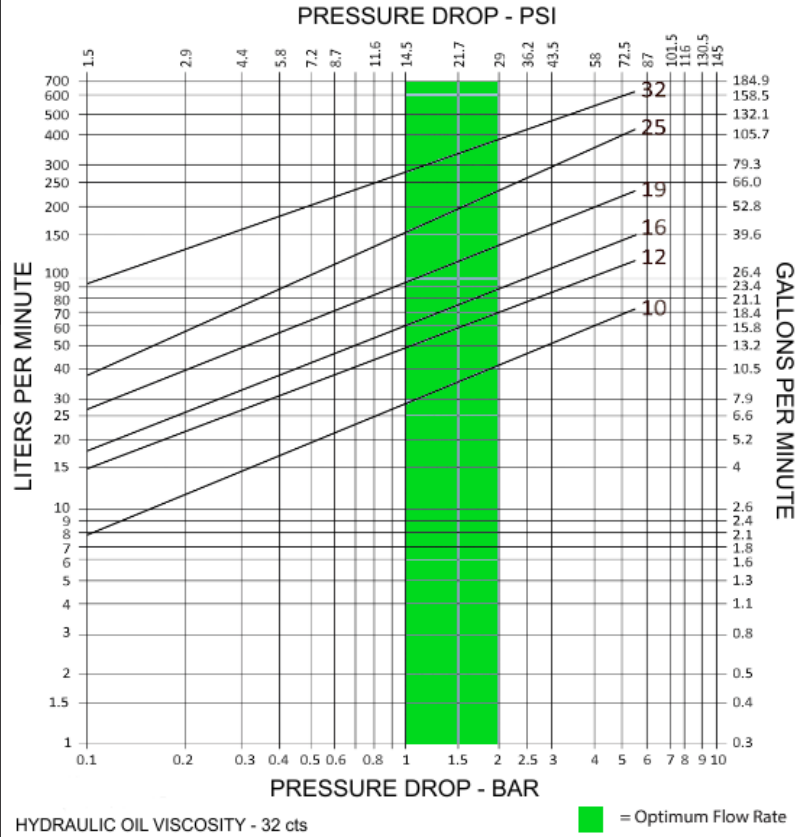
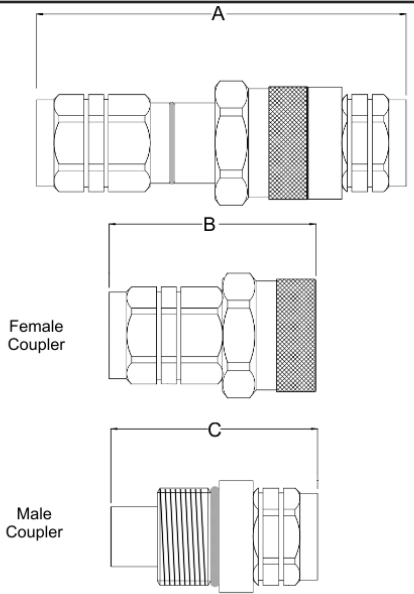
HYDRAULIC QUICK COUPLERS

SCFF Series Screw Connect Flat Face Couplers

SCFF Series Screw Connect Flat Face Couplers prevent fluid loss during disconnection and allow minimal inclusion of contaminants during connection. The screw connection strengthens the coupler and allows connection and disconnection with residual pressure in the circuit. They have nitrile seals and are zinc nickel plated for higher corrosion resistance. -40°F (-40°C) to 223°F (106°C). Applications: Industrial, Ag, Mining, leak free environments, high pressure pulse, and hammer circuits.

Zinc Nickel Plating

- A HOSE
- B VARI-CRIMP COUPLINGS
- C GRIP CRIMP COUPLINGS
- D 3 SERIES THERMOPLASTIC
- E QUICK COUPLERS
- F REUSABLES, PUSH-ON, ACCESS.
- G ADAPTERS
- H FABRICATION EQUIPMENT
- J THREAD ID TECHNICAL
- WWW.COUPPLAMATIC.COM



SCFF Series Screw Connect Flat Face Couplers

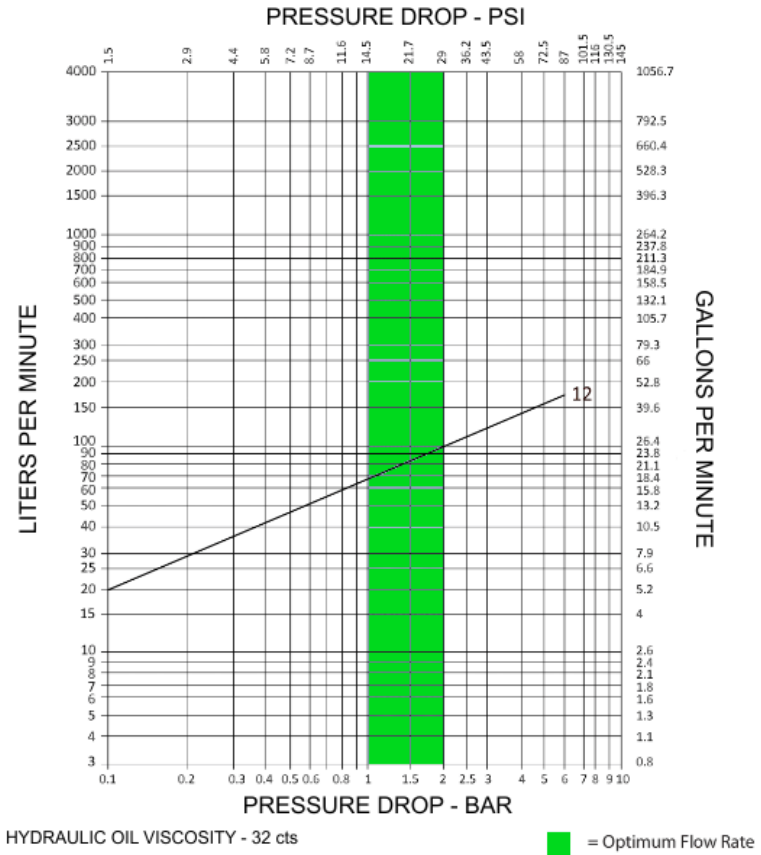
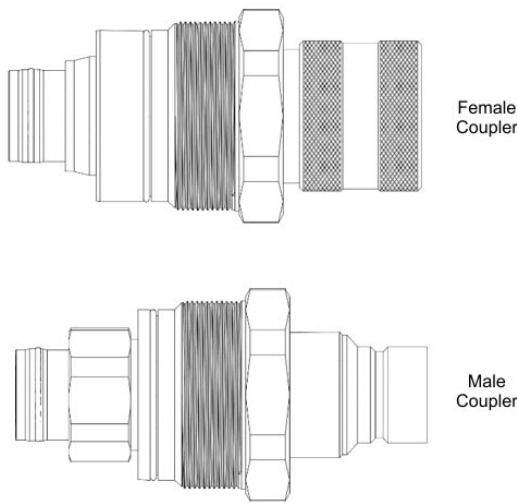
Body Size	Body Size (ISO)	Coupler Gender	Thread Size	Working Pressure	Coupled Burst	Female Burst	Male Burst	"A" Length	"B" Length	"C" Length	Part Number	Quick Order #
1/2	12	Female	1/2-14 NPT	7975	20300	14500	20300	6.0	3.3	--	QC-SCFF12-F-08N	HQC-088
1/2	12	Male	1/2-14 NPT	7975	20300	14500	20300	6.0	--	3.3	QC-SCFF12-M-08N	HQC-090
1/2	12	Female	1-1/16x12 SAE	7975	20300	14500	20300	6.0	3.3	--	QC-SCFF12-F-12S	HQC-089
1/2	12	Male	1-1/16x12 SAE	7975	20300	14500	20300	6.0	--	3.3	QC-SCFF12-M-12S	HQC-091
3/4	19	Female	3/4-14 NPT	7250	20300	15225	20300	7.6	4.0	--	QC-SCFF19-F-12N	HQC-092
3/4	19	Male	3/4-14 NPT	7250	20300	15225	20300	7.6	--	4.5	QC-SCFF19-M-12N	HQC-094
3/4	19	Female	1-1/16x12 SAE	7250	20300	15225	20300	7.6	4.0	--	QC-SCFF19-F-12S	HQC-093
3/4	19	Male	1-1/16x12 SAE	7250	20300	15225	20300	7.6	--	4.5	QC-SCFF19-M-12S	HQC-095

HYDRAULIC QUICK COUPLERS

CRTG Series Replacement Cartridge Couplers

The CRTG Series is a replacement flat face cartridge coupler for the 4BD4FH and 4BD4FI blocks. The cartridges are designed for quick changeovers of attachments on skid steer loaders, backhoes, and other utility vehicles. The female coupler has an internal decompression design that allows depressurization when disconnected. The male is designed to connect under pressure. -40°F (-40°C) to 223°F (106°C). Nitrile seals.

Zinc Nickel Plating



CRTG Series Replacement Cartridge Couplers

Body Size	Body Size (ISO)	Coupler Gender	Block Number	Cartridge Thread	Working Pressure	Coupled Burst	Female Burst	Male Burst	Part Number	Quick Order #
1/2	12	Female	4BD4FI	46mm	5075	18125	18125	18125	QC-CRTG12-F-M46	HQC-020
1/2	12	Male	4BD4FI	46mm	5075	18125	18125	18125	QC-CRTG12-M-M46	HQC-022
1/2	12	Female	4BD4FH	48mm	5075	18125	18125	18125	QC-CRTG12-F-M48	HQC-021
1/2	12	Male	4BD4FH	48mm	5075	18125	18125	18125	QC-CRTG12-M-M48	HQC-023

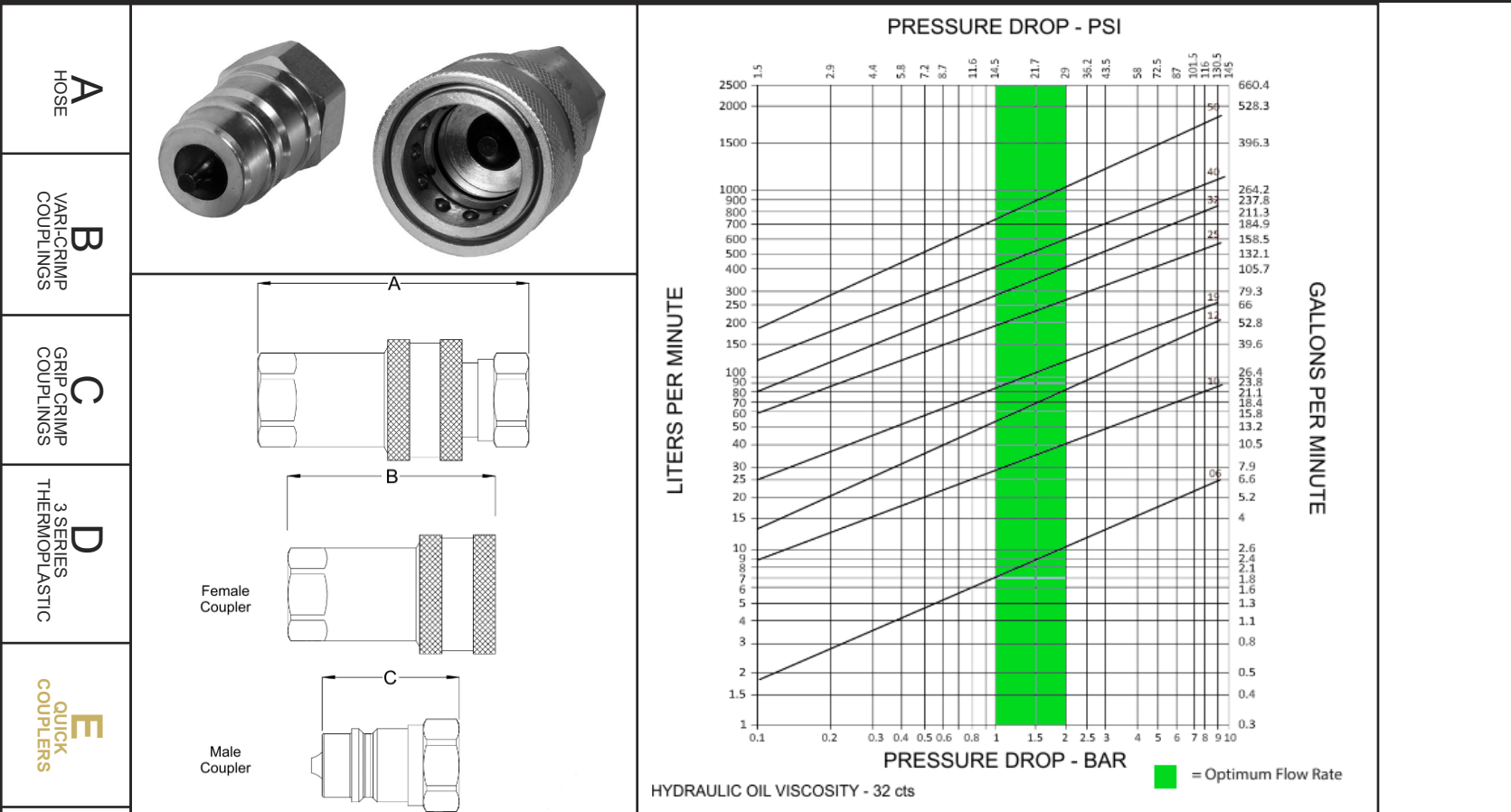
- A HOSE
- B VARI-CRIMP COUPLINGS
- C GRIP CRIMP COUPLINGS
- D 3 SERIES THERMOPLASTIC
- E QUICK COUPLERS
- F REUSABLES, PUSHON, ACCESS.
- G ADAPTERS
- H FABRICATION EQUIPMENT
- J THREAD ID TECHNICAL
- WWW.COUPLAMATIC.COM

HYDRAULIC QUICK COUPLERS

ISO A Series Hydraulic Quick Couplers

ISO A Series Couplers are made to the ISO 7241:2014 Series A Standard. They are a high quality product with nitrile seals and balanced spings in the poppets. -40°F (-40°C) to 223°F (106°C). Applications: Industrial, Ag, and Mobile.

Zinc Plating



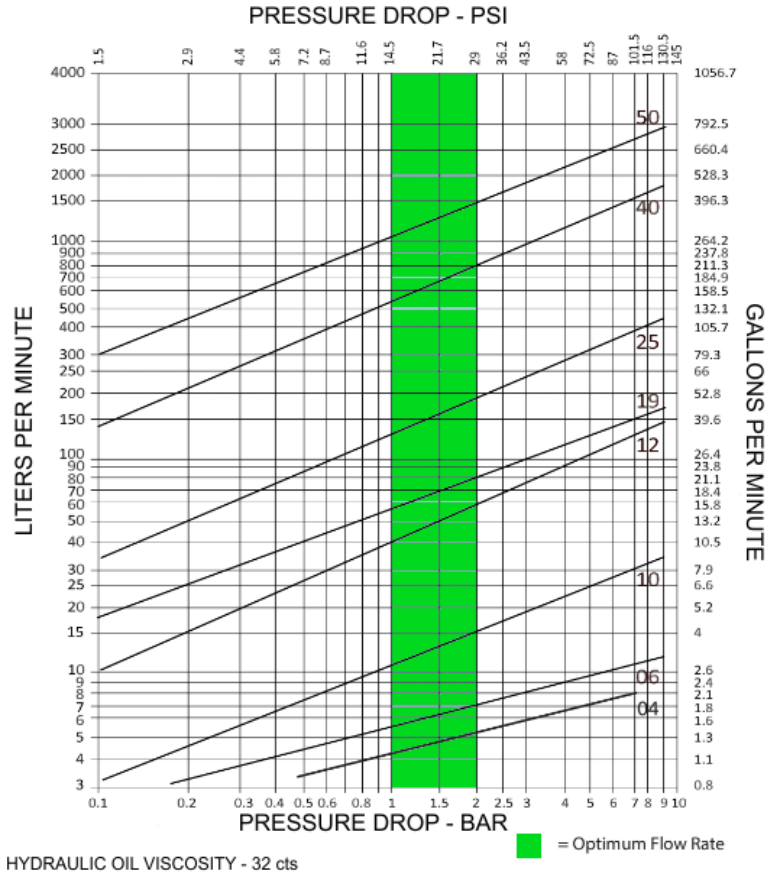
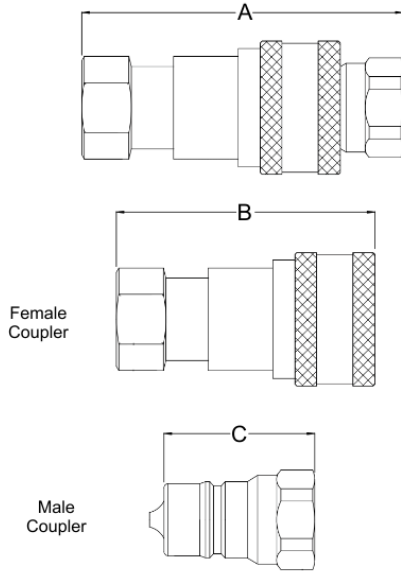

ISO A Series Couplers												
Body Size	Body Size (ISO)	Coupler Gender	Thread Size	Working Pressure	Coupled Burst	Female Burst	Male Burst	"A" Length	"B" Length	"C" Length	Part Number	Quick Order #
1/4	06	Female	1/4-18 NPT	5800	31900	26100	27550	2.8	1.9	--	QC-ISOA06-F-04N	HQC-046
1/4	06	Male	1/4-18 NPT	5800	31900	26100	27550	2.8	--	1.4	QC-ISOA06-M-04N	HQC-047
3/8	10	Female	3/8-18 NPT	5075	26100	23200	24650	3.0	2.2	--	QC-ISOA10-F-06N	HQC-048
3/8	10	Male	3/8-18 NPT	5075	26100	23200	24650	3.0	--	1.4	QC-ISOA10-M-06N	HQC-050
3/8	10	Female	9/16x18 SAE	5075	26100	23200	24650	3.0	2.2	--	QC-ISOA10-F-06S	HQC-049
3/8	10	Male	9/16x18 SAE	5075	26100	23200	24650	3.0	--	1.4	QC-ISOA10-M-06S	HQC-051
1/2	12	Female	1/2-14 NPT	4640	18850	20300	21750	3.5	2.6	--	QC-AGPT12-F-08N	HQC-007
1/2	12	Male	1/2-14 NPT	4640	18850	20300	21750	3.5	--	1.7	QC-AGPT12-M-08N	HQC-010
1/2	12	Female	3/4x16 SAE	4640	18850	20300	21750	3.5	2.6	--	QC-AGPT12-F-08S	HQC-008
1/2	12	Male	3/4x16 SAE	4640	18850	20300	21750	3.5	--	1.7	QC-AGPT12-M-08S	HQC-011
1/2	12	Female	7/8x14 SAE	4640	18850	20300	21750	3.5	2.6	--	QC-AGPT12-F-10S	HQC-009
1/2	12	Male	7/8x14 SAE	4640	18850	20300	21750	3.5	--	1.7	QC-AGPT12-M-10S	HQC-012
3/4	19	Female	3/4-14 NPT	4350	18850	17400	18850	4.4	3.1	--	QC-ISOA19-F-12N	HQC-052
3/4	19	Male	3/4-14 NPT	4350	18850	17400	18850	4.4	--	2.2	QC-ISOA19-M-12N	HQC-054
3/4	19	Female	1-1/16x12 SAE	4350	18850	17400	18850	4.4	3.1	--	QC-ISOA19-F-12S	HQC-053
3/4	19	Male	1-1/16x12 SAE	4350	18850	17400	18850	4.4	--	2.2	QC-ISOA19-M-12S	HQC-055
1	25	Female	1-11 1/2 NPT	3625	17400	14500	15950	4.7	3.7	--	QC-ISOA25-F-16N	HQC-056
1	25	Male	1-11 1/2 NPT	3625	17400	14500	15950	4.7	--	2.4	QC-ISOA25-M-16N	HQC-057

HYDRAULIC QUICK COUPLERS

ISO B Series Hydraulic Quick Couplers

ISO B Series Couplers are made to the ISO 7241:2014 Series B Standard. They are a high quality product with nitrile seals and balanced spings in the poppets. -40°F (-40°C) to 223°F (106°C). SSIB ISO B Couplers are made from 316 stainless steel with viton seals. -4°F (-20°C) to 392°F (200°C). BRIB ISO B Couplers are made from brass with viton seals. -4°F (-20°C) to 392°F (200°C)
 Applications: Industrial, Ag, and Mobile.

Zinc Plating (ISO B)



- A HOSE
- B VARI-CRIMP COUPLINGS
- C GRIP CRIMP COUPLINGS
- D 3 SERIES THERMOPLASTIC
- E QUICK COUPLERS
- F REUSABLES, PUSHON, ACCESS.
- G ADAPTERS
- H FABRICATION EQUIPMENT
- J THREAD ID TECHNICAL
- WWW.COUPLAMATIC.COM

ISO B Series Couplers

Body Size	Body Size (ISO)	Coupler Gender	Thread Size	Working Pressure	Coupled Burst	Female Burst	Male Burst	"A" Length	"B" Length	"C" Length	Part Number	Quick Order #
1/4	06	Female	1/4-18 NPT	5800	25375	26100	24650	2.9	2.3	--	QC-ISOB06-F-04N	HQC-058
1/4	06	Male	1/4-18 NPT	5800	25375	26100	24650	2.9	--	1.4	QC-ISOB06-M-04N	HQC-059
3/8	10	Female	3/8-18 NPT	5075	21750	22475	21750	3.2	2.6	--	QC-ISOB10-F-06N	HQC-060
3/8	10	Male	3/8-18 NPT	5075	21750	22475	21750	3.2	--	1.6	QC-ISOB10-M-06N	HQC-061
1/2	12	Female	1/2-14 NPT	4350	19140	20300	19575	3.7	2.9	--	QC-ISOB12-F-08N	HQC-062
1/2	12	Male	1/2-14 NPT	4350	19140	20300	19575	3.7	--	1.8	QC-ISOB12-M-08N	HQC-063
3/4	19	Female	3/4-14 NPT	4350	17400	19575	18850	4.4	3.6	--	QC-ISOB19-F-12N	HQC-064
3/4	19	Male	3/4-14 NPT	4350	17400	19575	18850	4.4	--	2.2	QC-ISOB19-M-12N	HQC-065
1	25	Female	1-11 1/2 NPT	4060	16675	15950	15370	5.0	4.1	--	QC-ISOB25-F-16N	HQC-066
1	25	Male	1-11 1/2 NPT	4060	16675	15950	15370	5.0	--	2.5	QC-ISOB25-M-16N	HQC-067

Brass ISO B Series Couplers

1/4	06	Female	1/4-18 NPT	3045	10657	10657	9932	2.9	2.3	--	QC-BRIB06-F-04N	HQC-013
1/4	06	Male	1/4-18 NPT	3045	10657	10657	9932	2.9	--	1.4	QC-BRIB06-M-04N	HQC-014

Stainless ISO B Series Couplers

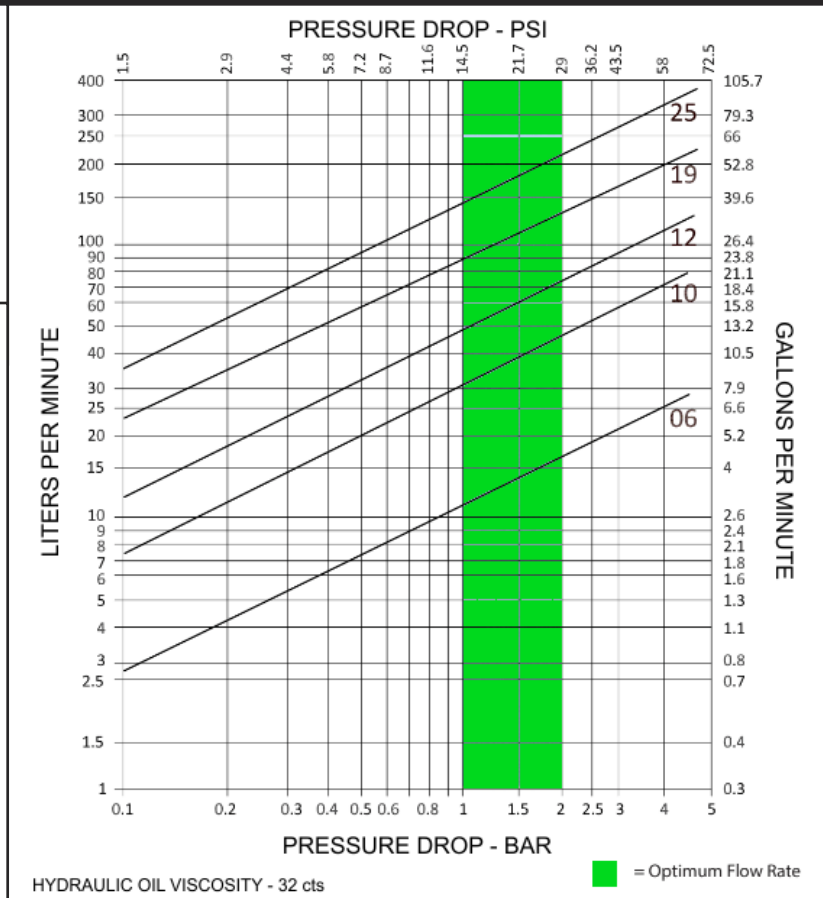
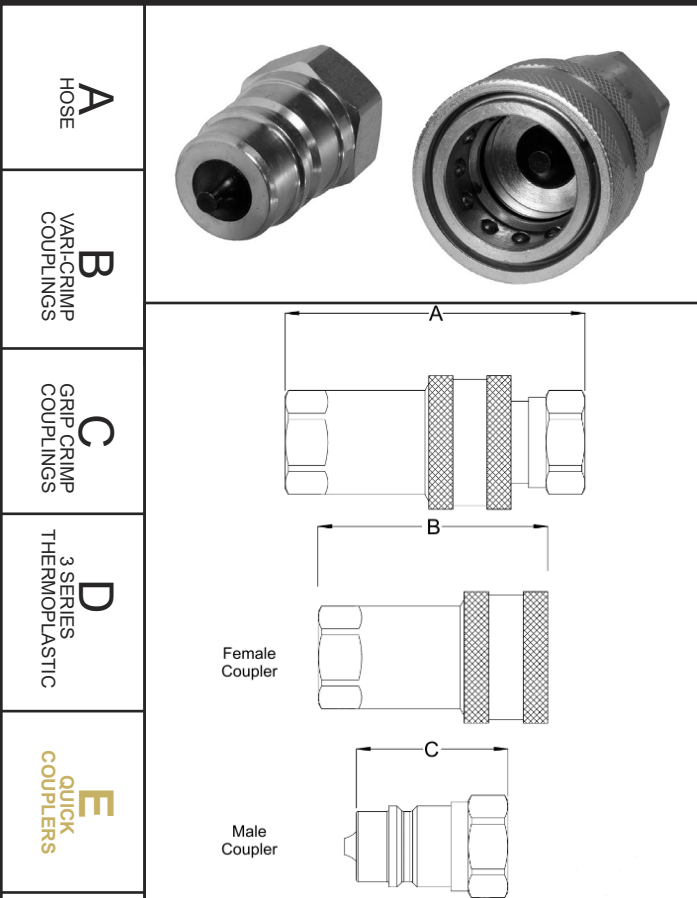
1/4	06	Female	1/4-18 NPT	4350	13050	13050	13775	2.8	2.2	--	QC-SSIB06-F-04N	HQC-096
1/4	06	Male	1/4-18 NPT	4350	13050	13050	13775	2.8	--	1.4	QC-SSIB06-M-04N	HQC-097
3/8	10	Female	3/8-18 NPT	3625	10875	10875	12325	3.1	2.5	--	QC-SSIB10-F-06N	HQC-098
3/8	10	Male	3/8-18 NPT	3625	10875	10875	12325	3.1	--	1.5	QC-SSIB10-M-06N	HQC-099
1/2	12	Female	1/2-14 NPT	3625	10875	10875	11600	3.6	2.9	--	QC-SSIB12-F-08N	HQC-100
1/2	12	Male	1/2-14 NPT	3625	10875	10875	11600	3.6	--	1.8	QC-SSIB12-M-08N	HQC-101

HYDRAULIC QUICK COUPLERS

AGPT Series Hydraulic Quick Couplers

AGPT Series Couplers are made to the ISO 5675 Standard (1/2" only). They are a high quality poppet valve couplers with nitrile seals and balanced spings in the poppets. -40°F (-40°C) to 223°F (106°C). Applications: Ag, Construction, and Mobile.

Zinc Plating



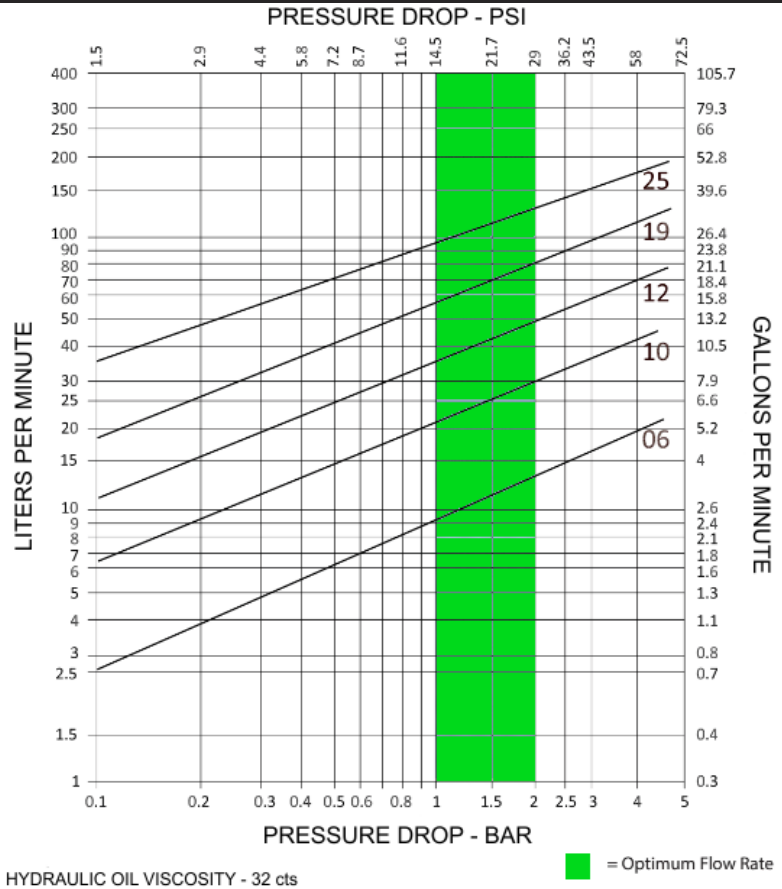
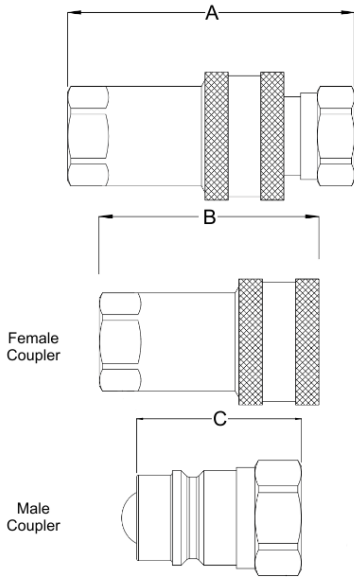
AGPT Series Couplers													Quick Order #
Body Size	Body Size (ISO)	Coupler Gender	Thread Size	Working Pressure	Coupled Burst	Female Burst	Male Burst	"A" Length	"B" Length	"C" Length	Part Number	Quick Order #	
1/4	06	Female	9/16-18 SAE	5437	23200	23200	23200	2.9	2.2	--	QC-AGPT06-F-06S	HQC-005	
1/4	06	Male	9/16-18 SAE	5437	23200	23200	23200	2.9	--	1.4	QC-AGPT06-M-06S	HQC-006	
1/2	12	Female	1/2-14 NPT	4640	18850	20300	21750	3.5	2.6	--	QC-AGPT12-F-08N	HQC-007	
1/2	12	Male	1/2-14 NPT	4640	18850	20300	21750	3.5	--	1.7	QC-AGPT12-M-08N	HQC-010	
1/2	12	Female	3/4x16 SAE	4640	18850	20300	21750	3.5	2.6	--	QC-AGPT12-F-08S	HQC-008	
1/2	12	Male	3/4x16 SAE	4640	18850	20300	21750	3.5	--	1.7	QC-AGPT12-M-08S	HQC-011	
1/2	12	Female	7/8x14 SAE	4640	18850	20300	21750	3.5	2.6	--	QC-AGPT12-F-10S	HQC-009	
1/2	12	Male	7/8x14 SAE	4640	18850	20300	21750	3.5	--	1.7	QC-AGPT12-M-10S	HQC-012	

HYDRAULIC QUICK COUPLERS

AGBL Series Hydraulic Quick Couplers

AGBL Series Couplers are made to the ISO 5675 Standard (1/2" only). They are a high quality ball style coupler with nitrile seals. -40°F (-40°C) to 223°F (106°C). Applications: Industrial, Ag, and Mobile.

Zinc Plating



- A HOSE
- B VARI-CRIMP COUPLINGS
- C GRIP CRIMP COUPLINGS
- D 3 SERIES THERMOPLASTIC
- E QUICK COUPLERS
- F REUSABLES, PUSHON, ACCESS.
- G ADAPTERS
- H FABRICATION EQUIPMENT
- J THREAD ID TECHNICAL
- WWW.COUPLAMATIC.COM

AGBL Series Couplers


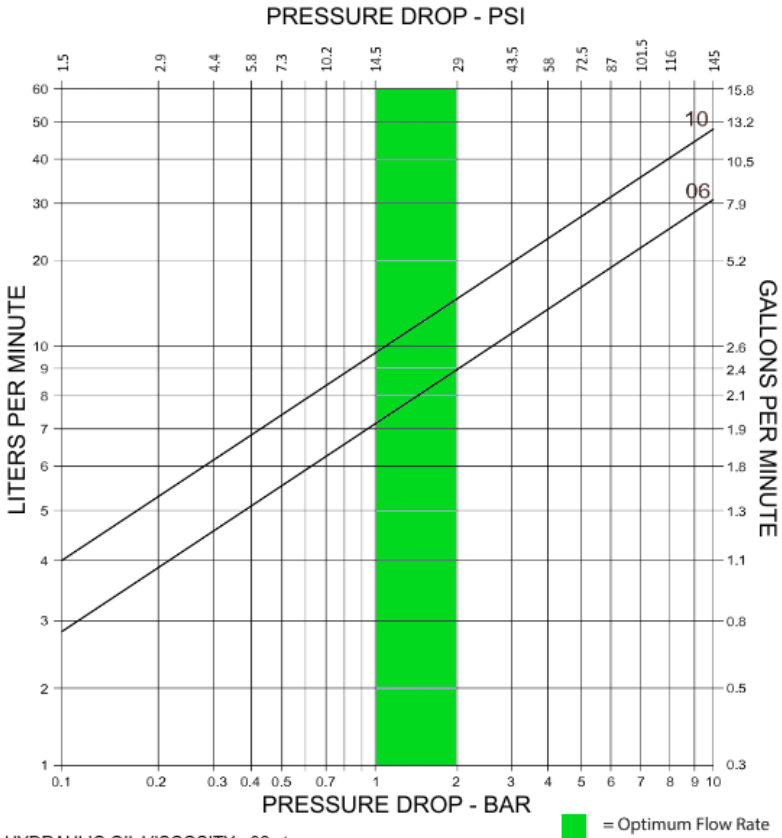
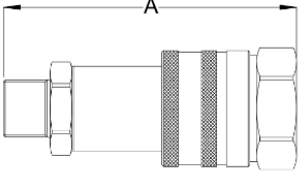
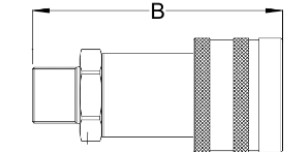
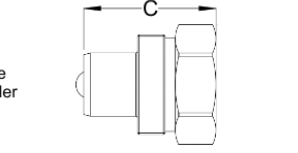
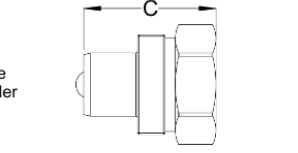
Size	Body Size (ISO)	Body Size	Coupler Gender	Thread Size	Working Pressure	Coupled Burst	Female Burst	Male Burst	"A" Length	"B" Length	"C" Length	Part Number	Quick Order#
1/2	12	12	Female	1/2-14 NPT	3987	18125	17400	17400	3.5	2.6	--	QC-AGBL12-F-08N	HQC-001
1/2	12	12	Male	1/2-14 NPTF	3987	18125	17400	17400	3.5	--	1.7	QC-AGBL12-M-08N	HQC-003
1/2	12	12	Female	3/4-16 SAE	3987	18125	17400	17400	3.5	2.6	--	QC-AGBL12-F-08S	HQC-002
1/2	12	12	Male	3/4-16 SAE	3987	18125	17400	17400	3.5	--	1.7	QC-AGBL12-M-08S	HQC-004

HYDRAULIC QUICK COUPLERS

SCB Series Hydraulic Quick Couplers

SCB Series Couplers are made to the ISO 14540 Standard. They are designed for high pressure applications and have nitrile and polyurethane seals. SCB Series can be connected with low residual pressure and the screw connect design eliminates brinelling. -40°F (-40°C) to 223°F (106°C). Applications: High pressure applications, industrial, torque wrenches, hydraulic jacks, and agricultural.

Zinc Plating

A HOSE			 <p>HYDRAULIC OIL VISCOSITY - 32 cts</p> <p>■ = Optimum Flow Rate</p>																																																															
B VARCRIMP COUPLINGS																																																																		
C GRIP CRIMP COUPLINGS																																																																		
D 3 SERIES THERMOPLASTIC																																																																		
E QUICK COUPLERS																																																																		
F REUSABLES, PUSH-ON, ACCESS.	<h3>SCB Screw to Connect Ball Couplers</h3>																																																																	
G ADAPTERS	<table border="1"> <thead> <tr> <th>Body Size</th> <th>Body Size (ISO)</th> <th>Coupler Gender</th> <th>Thread Size</th> <th>Working Pressure</th> <th>Coupled Burst</th> <th>Female Burst</th> <th>Male Burst</th> <th>"A" Length</th> <th>"B" Length</th> <th>"C" Length</th> <th>Part Number</th> <th>Quick Order #</th> </tr> </thead> <tbody> <tr> <td>1/4</td> <td>06</td> <td>Female</td> <td>1/4-18 NPT</td> <td>10440</td> <td>31320</td> <td>20300</td> <td>20880</td> <td>2.9</td> <td>2.4</td> <td>--</td> <td>QC-SCB06-F-04N</td> <td>HQC-084</td> </tr> <tr> <td>1/4</td> <td>06</td> <td>Male</td> <td>1/4-18 NPT</td> <td>10440</td> <td>31320</td> <td>20300</td> <td>20880</td> <td>2.9</td> <td>--</td> <td>1.3</td> <td>QC-SCB06-M-04N</td> <td>HQC-085</td> </tr> <tr> <td>3/8</td> <td>10</td> <td>Female</td> <td>3/8-18 NPT</td> <td>10440</td> <td>31320</td> <td>20300</td> <td>20880</td> <td>3.3</td> <td>2.9</td> <td>--</td> <td>QC-SCB10-F-06N</td> <td>HQC-086</td> </tr> <tr> <td>3/8</td> <td>10</td> <td>Male</td> <td>3/8-18 NPT</td> <td>10440</td> <td>31320</td> <td>20300</td> <td>20880</td> <td>3.3</td> <td>--</td> <td>1.4</td> <td>QC-SCB10-M-06N</td> <td>HQC-087</td> </tr> </tbody> </table>	Body Size	Body Size (ISO)	Coupler Gender	Thread Size	Working Pressure	Coupled Burst	Female Burst	Male Burst	"A" Length	"B" Length	"C" Length	Part Number	Quick Order #	1/4	06	Female	1/4-18 NPT	10440	31320	20300	20880	2.9	2.4	--	QC-SCB06-F-04N	HQC-084	1/4	06	Male	1/4-18 NPT	10440	31320	20300	20880	2.9	--	1.3	QC-SCB06-M-04N	HQC-085	3/8	10	Female	3/8-18 NPT	10440	31320	20300	20880	3.3	2.9	--	QC-SCB10-F-06N	HQC-086	3/8	10	Male	3/8-18 NPT	10440	31320	20300	20880	3.3	--	1.4	QC-SCB10-M-06N	HQC-087
Body Size	Body Size (ISO)	Coupler Gender	Thread Size	Working Pressure	Coupled Burst	Female Burst	Male Burst	"A" Length	"B" Length	"C" Length	Part Number	Quick Order #																																																						
1/4	06	Female	1/4-18 NPT	10440	31320	20300	20880	2.9	2.4	--	QC-SCB06-F-04N	HQC-084																																																						
1/4	06	Male	1/4-18 NPT	10440	31320	20300	20880	2.9	--	1.3	QC-SCB06-M-04N	HQC-085																																																						
3/8	10	Female	3/8-18 NPT	10440	31320	20300	20880	3.3	2.9	--	QC-SCB10-F-06N	HQC-086																																																						
3/8	10	Male	3/8-18 NPT	10440	31320	20300	20880	3.3	--	1.4	QC-SCB10-M-06N	HQC-087																																																						
H FABRICATION EQUIPMENT																																																																		
J THREAD ID TECHNICAL																																																																		
WWW.COUPPLAMATIC.COM																																																																		

HYDRAULIC QUICK COUPLERS

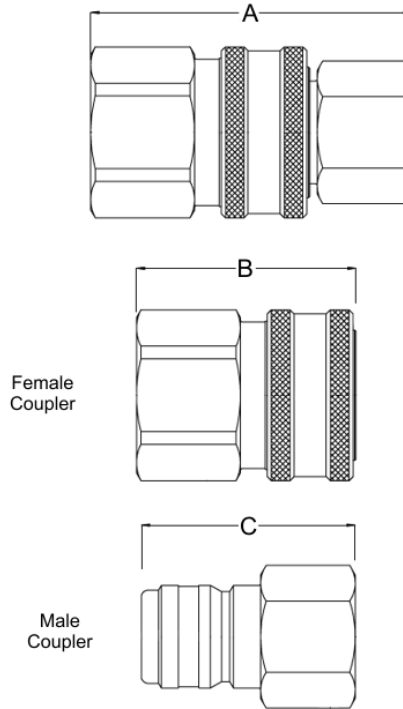
PW, & PWSS Series Valveless Quick Couplers

PW Series Couplers are made from brass (coupler) and carbon steel (nipple). The band on the coupler is made from stainless steel. 4000 PSI. PWSS Series Couplers are made from 303 stainless. 6000 PSI.

They both accommodate high flow rates with minimal pressure drops. For non-hazardous fluids only.

Applications: Pressure wash, carpet cleaners, steam washers, and other non valved applications.

Zinc Plating (PW nipple)



A
HOSE

B
VARICRIMP
COUPLINGS

C
GRIP CRIMP
COUPLINGS

D
3 SERIES
THERMOPLASTIC

E
QUICK
COUPLERS

F
REUSABLES,
PUSHON, ACCESS.

G
ADAPTERS

H
FABRICATION
EQUIPMENT

J
THREAD ID
TECHNICAL

WWW.
COUPLAMATIC
.COM

PW Series Brass & Steel Pressure Wash Couplers

Body Size	Body Size (ISO)	Coupler Gender	Thread Size	Working Pressure	"A" Length	"B" Length	"C" Length	Part Number	Quick Order #
1/4	06	Female	1/4-18 NPT (Female)	4000	1.97	1.29	--	QC-PW06-F-04N-F	HQC-068
1/4	06	Female	1/4-18 NPT (Male)	4000	2.53	1.68	--	QC-PW06-F-04N-M	HQC-069
1/4	06	Male	1/4-18 NPT (Female)	4000	1.97	--	1.42	QC-PW06-M-04N-F	HQC-070
1/4	06	Male	1/4-18 NPT (Male)	4000	2.53	--	1.60	QC-PW06-M-04N-M	HQC-071
3/8	10	Female	3/8-18 NPT (Female)	4000	2.15	1.37	--	QC-PW10-F-06N-F	HQC-072
3/8	10	Female	3/8-18 NPT (Male)	4000	2.69	1.72	--	QC-PW10-F-06N-M	HQC-073
3/8	10	Male	3/8-18 NPT (Female)	4000	2.15	--	1.59	QC-PW10-M-06N-F	HQC-074
3/8	10	Male	3/8-18 NPT (Male)	4000	2.69	--	1.79	QC-PW10-M-06N-M	HQC-075

PWSS Series Stainless Steel Pressure Wash Couplers

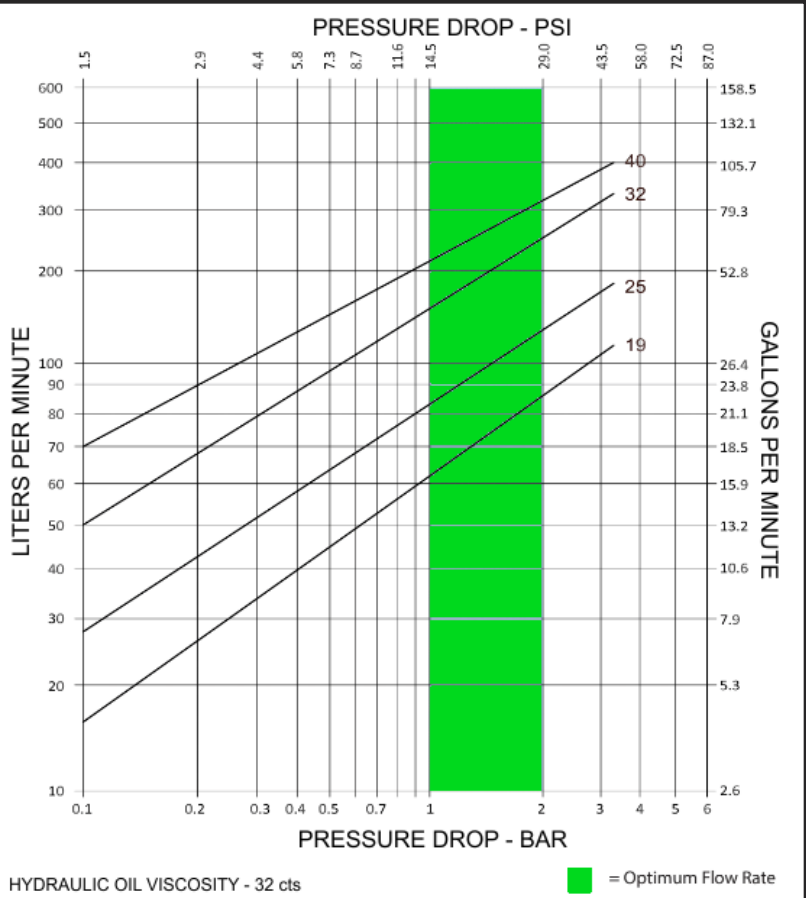
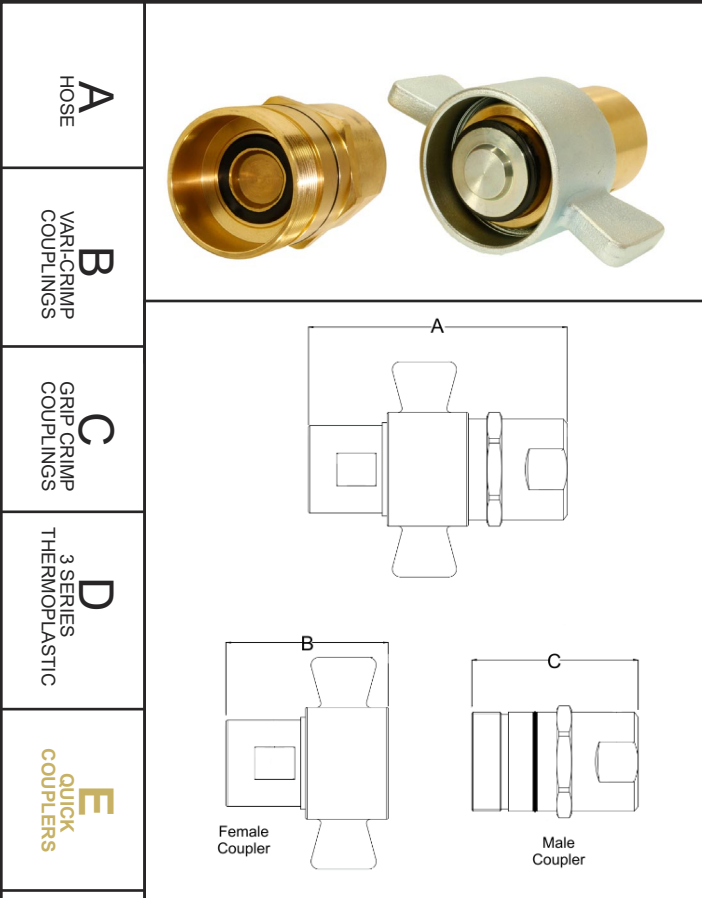
Body Size	Body Size (ISO)	Coupler Gender	Thread Size	Working Pressure	"A" Length	"B" Length	"C" Length	Part Number	Quick Order #
1/4	06	Female	1/4-18 NPT (Female)	6000	2.01	1.31	--	QC-PWSS06-F-04N-F	HQC-076
1/4	06	Female	1/4-18 NPT (Male)	6000	2.58	1.72	--	QC-PWSS06-F-04N-M	HQC-077
1/4	06	Male	1/4-18 NPT (Female)	6000	2.01	--	1.44	QC-PWSS06-M-04N-F	HQC-078
1/4	06	Male	1/4-18 NPT (Male)	6000	2.58	--	1.60	QC-PWSS06-M-04N-M	HQC-079
3/8	10	Female	3/8-18 NPT (Female)	6000	2.24	1.46	--	QC-PWSS10-F-06N-F	HQC-080
3/8	10	Female	3/8-18 NPT (Male)	6000	2.76	1.79	--	QC-PWSS10-F-06N-M	HQC-081
3/8	10	Male	3/8-18 NPT (Female)	6000	2.24	--	1.59	QC-PWSS10-M-06N-F	HQC-082
3/8	10	Male	3/8-18 NPT (Male)	6000	2.76	--	1.79	QC-PWSS10-M-06N-M	HQC-083

HYDRAULIC QUICK COUPLERS

WNG Series Hydraulic Quick Couplers

WNG Series Couplers are made with a brass body and nitrile seals. They are designed for connection and disconnection by hand. WNG Series can be connected with low residual pressure (up to 725 PSI or 50 bar). -40°F (-40°C) to 223°F (106°C). Applications: Trailers, Wet line kits, and Oil and Gas applications.

Brass with Zinc Plating (Wing Nut)



WNG Series Brass Screw to Connect Couplers

Body Size	Body Size (ISO)	Coupler Gender	Thread Size	Working Pressure	Coupled Burst	Female Burst	Male Burst	"A" Length	"B" Length	"C" Length	Part Number	Quick Order #
3/4	19	Female	3/4-14 NPT	3045	9425	8700	9425	5.3	3.1	--	QC-WNG19-F-12N	HQC-102
3/4	19	Male	3/4-14 NPT	3045	9425	8700	9425	5.3	--	3.2	QC-WNG19-M-12N	HQC-103
1	25	Female	1-11 1/2 NPT	3045	9425	8700	9425	6.1	3.5	--	QC-WNG25-F-16N	HQC-104
1	25	Male	1-11 1/2 NPT	3045	9425	8700	9425	6.1	--	3.8	QC-WNG25-M-16N	HQC-105
1-1/4	32	Female	1 1/4-11 1/2 NPT	2755	9425	8700	9425	6.4	3.7	--	QC-WNG32-F-20N	HQC-106
1-1/4	32	Male	1 1/4-11 1/2 NPT	2755	9425	8700	9425	6.4	--	3.9	QC-WNG32-M-20N	HQC-107
1-1/2	40	Female	1 1/2-11 1/2 NPT	2538	7613	6888	7613	7.0	4.1	--	QC-WNG40-F-24N	HQC-108
1-1/2	40	Male	1 1/2-11 1/2 NPT	2538	7613	6888	7613	7.0	--	4.0	QC-WNG40-M-24N	HQC-109

A
HOSE

B
VAR-CRIMP
COUPLINGS

C
GRIP CRIMP
COUPLINGS

D
3 SERIES
THERMOPLASTIC

E
QUICK
COUPLERS

F
REUSABLES,
PUSH-ON,
ACCESS.

G
ADAPTERS

H
FABRICATION
EQUIPMENT

J
THREAD ID
TECHNICAL

WWW.
COUPLAMATIC
.COM

HYDRAULIC QUICK COUPLERS

Safety Guidelines for use of Quick Couplers

The following guidelines are to help maximize the operating life of quick couplers. Improper use can lead to injury and damage to equipment. Verification of suitability for intended use is required and the following information is to serve as a guide only.

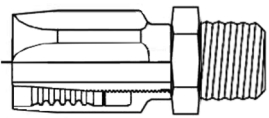
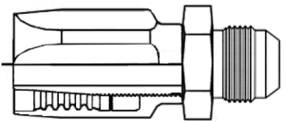
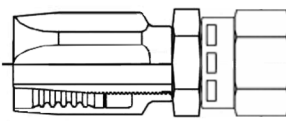
<p>A HOSE</p>	<p>1. When installing couplers only use wrench on the wrench flats and nowhere else.</p>
<p>B VAR-CRIMP COUPLINGS</p>	<p>2. Connect and disconnect new couplers a few times to work the seals and avoid sticking.</p>
<p>C GRIP CRIMP COUPLINGS</p>	<p>3. Always clean the mating faces prior to connection.</p>
<p>D 3 SERIES THERMOPLASTIC</p>	<p>4. Avoid damage to the coupler faces. Damage can impede connection/disconnection or cause leaks.</p>
<p>E QUICK COUPLERS</p>	<p>5. Periodically lubricate the internal locking balls with silicone grease.</p>
<p>F REUSABLES, PUSHON, ACCESS.</p>	<p>6. If a coupler is stuck first verify that pressure has been released. Then make sure the locking ball and notch in the sleeve are aligned. Sticking is typically caused by damage or lack of cleanliness.</p>
<p>G ADAPTERS</p>	<p>7. Dust caps or plugs should be used when disconnected.</p>
<p>H FABRICATION EQUIPMENT</p>	<p>8. The hydraulic system should be protected with filtration to keep contaminants from causing internal damage to the seals of the coupler.</p>
<p>J THREAD ID TECHNICAL</p>	<p>9. Never try to connect a damaged coupler.</p>
<p>WWW. COUPLAMATIC .COM</p>	<p>10. Do not turn the sleeve of a coupler when disconnected or you can cause the locking ball to jam under the sleeve.</p>
<p>11. Never hit the poppet or face to try and release pressure. This can cause damage or injury.</p>	
<p>12. Avoid side load on the coupler. This can reduce life or cause failures.</p>	
<p>13. Do not connect and disconnect under pressure unless the coupler is specifically designed to do so.</p>	
<p>14. Never disassemble the couplers. There are no serviceable parts. If there is damage replace the coupler.</p>	

REUSABLE COUPLINGS - 100R1AT & 100R2AT

Reusable & Field Attachable Hose ends for 100R1 Thin Cover (57MB-1) and 100R2 Thin Cover (57MB-2)

Non-Mandrel and No Skive

Trivalent Zinc Plating

A HOSE	R1 & R2 Reusables		NPTF - Male Solid		Part No.	
	Hose I.D.	Pipe Size	Thread Size	Hose Type		
B VAR-CRIMP COUPLINGS		1/4"	1/4"	1/4-18	100R1Thin	403R-1
		1/4"	1/4"	1/4-18	100R2Thin	403R-2
		3/8"	3/8"	3/8-18	100R1Thin	603R-1
		3/8"	3/8"	3/8-18	100R2Thin	603R-2
		1/2"	1/2"	1/2-14	100R1Thin	803R-1
		1/2"	1/2"	1/2-14	100R2Thin	803R-2
		3/4"	3/4"	3/4-14	100R2Thin	1203R-2
		1"	1"	1-11-1/2	100R2Thin	1600R-2
C GRIP CRIMP COUPLINGS						
D 3 SERIES THERMOPLASTIC	R1 & R2 Reusables		JIC 37° - Male Solid		Part No.	
	Hose I.D.	Thread Size	Tube OD	Hose Type		
E QUICK COUPLERS		3/8"	9/16x18	3/8"	100R1Thin	618R-1
		3/8"	9/16x18	3/8"	100R2Thin	618R-2
		1/2"	3/4x16	1/2"	100R2Thin	815R-2
		1/2"	7/8x14	5/8"	100R2Thin	818R-2
F REUSABLES PUSH ON ACCESS.	R1 & R2 Reusables		JIC 37° - Female Swivel		Part No.	
Hose I.D.	Thread Size	Tube OD	Hose Type			
G ADAPTERS		1/4"	7/16x20	1/4"	100R1Thin	424R-1
		1/4"	7/16x20	1/4"	100R2Thin	424R-2
		3/8"	9/16x18	3/8"	100R1Thin	627R-1
		3/8"	9/16x18	3/8"	100R2Thin	627R-2
		3/8"	3/4x16	1/2"	100R2Thin	630R-2
		1/2"	3/4x16	1/2"	100R1Thin	824R-1
		1/2"	3/4x16	1/2"	100R2Thin	824R-2
		1/2"	7/8x14	5/8"	100R2Thin	827R-2
		3/4"	1-1/16x12	3/4"	100R2Thin	1221R-2
		H FABRICATION EQUIPMENT				
J THREAD ID TECHNICAL						
WWW.COUPPLAMATIC.COM	Assembly Instructions:					
	<p>Reusable Hose Ends:</p> <ol style="list-style-type: none"> Screw socket onto hose (left hand thread) until hose bottoms. Back out 1/4 turn. Lubricate insert threads and I.D. of hose. Screw insert into socket until insert hex touches socket. 					

REUSABLE COUPLINGS - 100R5

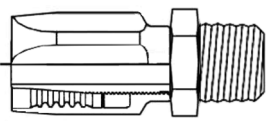
Reusable & Field Attachable Hose ends for 100R5 (R5) and High Temp 100R5 (HTR5)

Non-Mandrel and No Skive

Trivalent Zinc Plating

R5 Reusables

NPTF - Male Solid

Hose I.D.	Pipe Size	Thread Size	Hose Type	Part No.
	3/16" (#4)	1/8"	100R5	4R5-2MP
	3/16" (#4)	1/4"	100R5	4R5-4MP
	1/4" (#5)	1/4"	100R5	5R5-4MP
	5/16" (#6)	1/4"	100R5	6R5-4MP
	5/16" (#6)	3/8"	100R5	6R5-6MP
	13/32" (#8)	3/8"	100R5	8R5-6MP
	13/32" (#8)	1/2"	100R5	8R5-8MP
	1/2" (#10)	1/2"	100R5	10R5-8MP
	5/8" (#12)	3/4"	100R5	12R5-12MP

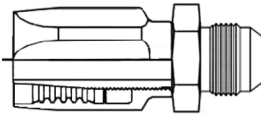
A
HOSE

B
VAR-CRIMP
COUPLINGS

C
GRIP CRIMP
COUPLINGS

R5 Reusables

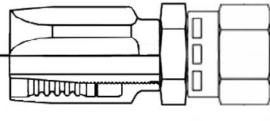
JIC 37° - Male Solid

Hose I.D.	Thread Size	Tube OD	Hose Type	Part No.
	3/16" (#4)	7/16-20	100R5	4R5-4MJ
	1/4" (#5)	1/2-20	100R5	5R5-5MJ
	5/16" (#6)	9/16-18	100R5	6R5-6MJ
	13/32" (#8)	3/4-16	100R5	8R5-8MJ

D
3 SERIES
THERMOPLASTIC

R5 Reusables

JIC 37° - Female Swivel

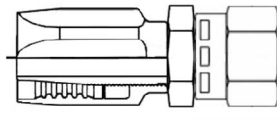
Hose I.D.	Thread Size	Tube OD	Hose Type	Part No.	
	3/16" (#4)	7/16-20	100R5	4R5-4FJ	
	1/4" (#5)	1/2-20	100R5	5R5-5FJ	
	5/16" (#6)	9/16-18	100R5	6R5-6FJ	
	13/32" (#8)	3/4-16	100R5	8R5-8FJ	
	1/2" (#10)	7/8-14	5/8"	100R5	10R5-10FJ
	5/8" (#12)	1-1/16-12	3/4"	100R5	12R5-12FJ
	7/8" (#16)	1-5/16-12	1"	100R5	16R5-16FJ
	1-1/8" (#20)	1-5/8-12	1-1/4"	100R5	20R5-20FJ

E
QUICK
COUPLERS

F
REUSABLES,
PUSH-ON, ACCESS.

R5 Reusables

SAE 45° - Female Swivel

Hose I.D.	Thread Size	Tube OD	Hose Type	Part No.
	5/16" (#6)	5/8-18	100R5	6R5-6FS

G
ADAPTERS

H
FABRICATION
EQUIPMENT

J
THREAD ID
TECHNICAL

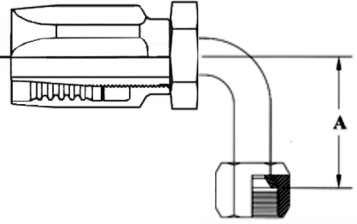
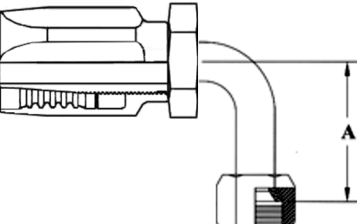
WWW.
COUPLAMATIC
.COM

REUSABLE COUPLINGS - 100R5

Reusable & Field Attachable Hose ends for 100R5 (R5) and High Temp 100R5 (HTR5)

Non-Mandrel and No Skive

Trivalent Zinc Plating

		R5 Reusables JIC 37° - 90° Female Swivel					
A HOSE		Hose I.D.	Thread Size	Tube OD	A-Drop Inches	Hose Type	Part No.
B VAR-CRIMP COUPLINGS		3/16" (#4)	7/16-20	1/4"	0.69	100R5	4R5-4FJ90
C GRIP CRIMP COUPLINGS		5/16" (#6)	9/16-18	3/8"	0.84	100R5	6R5-6FJ90
		13/32" (#8)	3/4-16	1/2"	1.09	100R5	8R5-8FJ90
		R5 Reusables SAE 45° - 90° Female Swivel					
D 3 SERIES THERMOPLASTIC		Hose I.D.	Thread Size	Tube OD	A-Drop Inches	Hose Type	Part No.
E QUICK COUPLERS		5/16" (#6)	5/8-18	3/8"	0.84	100R5	6R5-6FS90
F REUSABLES, PUSH ON, ACCESS.							
G ADAPTERS							
H FABRICATION EQUIPMENT							
J THREAD ID TECHNICAL							
Assembly Instructions:							
Reusable Hose Ends: <ol style="list-style-type: none"> Screw socket onto hose (left hand thread) until hose bottoms. Back out 1/4 turn. Lubricate insert threads and I.D. of hose. Screw insert into socket until insert hex touches socket. 							
WWW.COUPPLAMATIC.COM							


PUSH ON FITTINGS

Push on fittings for rubber cover push on hose (025H & 024H) and textile cover push on hose (026H)
No clamps needed for installation.

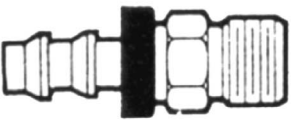
Minimum 10 piece order per part number.

Brass

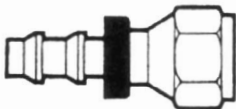
Brass Push On NPTF - Male Solid

		Hose I.D.	Pipe Size	Part No.
	1/4"	1/8"	P402	
	1/4"	1/4"	P404	
	3/8"	1/4"	P602	
	3/8"	3/8"	P603	
	3/8"	1/2"	P604	
	1/2"	1/2"	P804	
	5/8"	1/2"	P1004	
	5/8"	3/4"	P1006	
	3/4"	3/4"	P1206	


Brass Push On Inverted Flare - Male Swivel

		Hose I.D.	Thread Size	Part No.
	1/4"	7/16-24	P407	
	1/4"	1/2-20	P408	
	3/8"	1/2-20	P608	
	3/8"	5/8-18	P610	
	1/2"	3/4-18	P812	

Brass Push On SAE 45° - Female Swivel

		Hose I.D.	Thread Size	Part No.
	1/4"	7/16-20	PS407	
	1/4"	1/2-20	PS408	
	3/8"	5/8-18	PS610	
	1/2"	3/4-16	PS812	
	1/2"	7/8-14	PS814	
	3/4"	1-1/16-14	PS1218	

Brass Push On Mender

		Hose I.D.	Part No.
	1/4"	PM404	
	3/8"	PM606	
	1/2"	PM808	
	5/8"	PM1010	
	3/4"	PM1212	


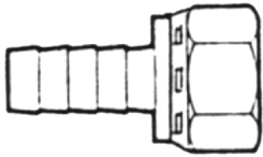
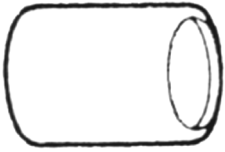
A	HOSE
B	VARI-CRIMP COUPLINGS
C	GRIP CRIMP COUPLINGS
D	3 SERIES THERMOPLASTIC
E	QUICK COUPLERS
F	REUSABLES, PUSH-ON, ACCESS.
G	ADAPTERS
H	FABRICATION EQUIPMENT
J	THREAD ID TECHNICAL
	WWW.COUPLAMATIC.COM

SUCTION AND RETURN LINE COUPLINGS

Hose ends for 100R4 Suction (104MB) and Return (3284H) hose.
Stems can be banded or clamped.


Trivalent Zinc

Note: 3/4" thru 2" hydraulic suction hose can also be crimped using standard Grip-Crimp couplings. 3/4" thru 1-1/4" can be crimped with standard Vari-Crimp couplings.

HOSE A	Suction & Return		NPTF - Male Solid		Part No.
	Hose I.D.	Pipe Size	Thread Size		
VARI-CRIMP COUPLINGS B		3/4"	3/4"	3/4-14	1204HS
		1"	1"	1-11-1/2	1601HS
		1-1/4"	1-1/4"	1-1/4-11-1/2	2001HS
		1-1/2"	1-1/2"	1-1/2-11-1/2	2401HS
		2"	2"	2-11-1/2	3201HS
GRIP-CRIMP COUPLINGS C	Suction & Return		JIC 37° - Female Swivel		Part No.
	Hose I.D.	Thread Size	Tube OD		
3 SERIES THERMOPLASTIC D		3/4"	1-1/16x12	3/4"	1222HS
		1"	1-5/16x12	1"	1619HS
		1-1/4"	1-5/8x12	1-1/4"	2006HS
		1-1/2"	1-7/8x12	1-1/2"	2407HS
		2"	2-1/2x12	2"	3205HS
QUICK COUPLERS E	Suction & Return		100R4 Ferrules		Part No.
	Hose I.D.	Ferrule Length	Ferrule OD		
REUSABLE PUSH-ON ACCESS. F		3/4"	1.01"	1.50"	12FHS
		1"	1.07"	1.75"	16FHS
		1-1/4"	1.52"	2.00"	20FHS
		1-1/2"	1.56"	2.25"	24FHS
		2"	2.00"	2.75"	32FHS
ADAPTERS G					
FABRICATION EQUIPMENT H					
THREAD ID TECHNICAL J					
WWW. COUPLAMATIC .COM	Visit www.couplamatic.com or call your sales representative to get the most current crimp charts.				


ACCESSORIES:

Round Wire Spring Guards

										A
										HOSE
										B
										VARI-CRIMP COUPLINGS
										C
										GRIP CRIMP COUPLINGS
										D
										3 SERIES THERMOPLASTIC
										E
										QUICK COUPLERS
										F
										REUSABLE, PUSH-ON ACCESS.
										G
										ADAPTERS
										H
										FABRICATION EQUIPMENT
										J
										THREAD ID TECHNICAL
										WWW.COUPLAMATIC.COM
	Part No.	Wire Size	Coil ID	Pitch	Length					
	SG550	.063	.550"	.250	20 Feet					
	SG610	.063	.610"	.250	20 Feet					
	SG650	.080	.650"	.375	20 Feet					
	SG750	.080	.750"	.325	20 Feet					
	SG835	.080	.835"	.188	20 Feet					
	SG900	.080	.900"	.375	20 Feet					
	SG990	.080	.990"	.325	20 Feet					
	SG1055	.080	1.055"	.375	20 Feet					
	SG1240	.080	1.240"	.250	20 Feet					
	SG1300	.080	1.300"	.350	20 Feet					
	SG1630	.120	1.630"	.425	20 Feet					
	SG2125	.120	2.125"	.375	20 Feet					
Only sold in 20 foot lengths.										
Spring Guard Recommendation by Hose Type:										
Hose I.D.	100R1 Std. 54MB-1	100R2 Std. 54MB-2	100R1 Thin 57MB-1	100R2 Thin 57MB-2	Hy-Plus I HPI	Hy-Plus II HPII	100R3 3319A	100R4 104MB	100R12 SP580	
1/4"	SG650	SG750	SG550	SG610	----	----	SG610	----	----	
3/8"	SG835	SG900	SG750	SG750	SG750	----	SG750	----	----	
1/2"	SG990	SG990	SG835	SG900	SG835	----	SG990	----	SG990	
5/8"	----	----	SG990	SG1055	----	----	----	----	----	
3/4"	SG1240	SG1300	SG1240	SG1240	----	SG1240	SG1300	SG1300	SG1240	
1"	SG1630	SG1630	SG1630	SG1630	----	SG1630	SG1630	SG1630	SG1630	
1-1/4"	SG2125	SG2125	SG2125	SG2125	----	SG2125	SG2125	SG2125	SG2125	
Note: When cutting spring guard, remove all sharp edges before installing on hose!										


Factory Formed Hose Guard:

Maximum protection against kinking near the hose fittings. Widely used in applications such as the car wash industry. Fits most 1/4" and 3/8" I.D. hose. Measure hose O.D. for proper fit. Close wound on one end for extra protection and a non-slipping fit.

										F
										REUSABLE, PUSH-ON ACCESS.
										G
										ADAPTERS
	Part No.	Coil I.D.	Length							
	SG21	.650	8 Inches							
	SG27	.810	7 Inches							

Jack Hose Spring Guard:

Maximum protection against kinking near the hose fittings. Measure hose O.D. for proper fit. Close wound on one end for extra protection and a non-slipping fit.

										H
										FABRICATION EQUIPMENT
										J
										THREAD ID TECHNICAL
										WWW.COUPLAMATIC.COM
	Part No.	Hose ID	Coil ID	Length						
	SGJH675	1/4"	0.675	5.5 Inches						
	SGJH870	3/8"	0.870	6.0 Inches						

ACCESSORIES:

Coming Soon!
2nd Quarter
2025

Spiral Guard Hose Protector

Maximum protection against kinking near the hose fittings. Measure hose O.D. for proper fit.



Part Number	OD MM	OD Inch	ID MM	ID Inch	Wall MM	Wall Inch	Pitch MM	Pitch Inch	Range (Hose OD) MM	Range (Hose OD) Inch
SPG-12	12	0.472	9	0.354	1.5	0.059	10	0.394	9 TO 13	0.35 to 0.51
SPG-16	16	0.630	12.6	0.496	1.7	0.067	12	0.472	13 TO 18	0.51 to 0.71
SPG-20	20	0.787	16	0.630	2	0.079	16	0.630	16 TO 22	0.63 to 0.87
SPG-25	25	0.984	20.6	0.811	2.2	0.087	20	0.787	20 TO 27	0.78 to 1.06
SPG-32	32	1.260	27	1.063	2.5	0.098	22	0.866	27 TO 36	1.06 to 1.42
SPG-40	40	1.575	34.6	1.362	2.7	0.106	27	1.063	34 TO 44	1.34 to 1.73
SPG-50	50	1.969	44	1.732	3	0.118	30	1.181	43 TO 55	1.69 to 2.16
SPG-63	63	2.480	55.4	2.181	3.8	0.150	37	1.457	55 TO 67	2.16 to 2.64
SPG-75	75	2.953	66	2.598	4.5	0.177	42	1.654	66 TO 80	2.60 to 3.15
SPG-90	90	3.543	80	3.150	5	0.197	45	1.772	80 TO 98	3.15 to 3.86
SPG-110	110	4.331	99	3.898	5.5	0.217	50	1.969	99 TO 115	3.90 to 4.52
SPG-125	125	4.921	113	4.449	6	0.236	55	2.165	113 TO 130	4.45 to 5.12
SPG-140	140	5.512	128	5.039	6.5	0.256	55	2.165	128 TO 145	5.04 to 5.71

A HOSE
B VARI-CRIMP COUPLINGS
C GRIP CRIMP COUPLINGS
D 3 SERIES THERMOPLASTIC
E QUICK COUPLERS
F REUSABLE PUSHON ACCESS.
G ADAPTERS
H FABRICATION EQUIPMENT
J THREAD ID TECHNICAL
WWW.COUPPLAMATIC.COM

ACCESSORIES:

Coming Soon!
2nd Quarter
2025

Nylon Protective Sleeves

Part No. Wire Size Coil ID Pitch Length



A
HOSE

B
VAR-CRIMP
COUPLINGS

C
GRIP CRIMP
COUPLINGS

D
3 SERIES
THERMOPLASTIC

E
QUICK
COUPLERS

F
REUSABLES,
PUSH-ON, ACCESS.

G
ADAPTERS

H
FABRICATION
EQUIPMENT

J
THREAD ID
TECHNICAL

WWW.
COUPLAMATIC
.COM

Part	ID MM	ID Inch	Thickness MM	Thickness Inch	Flat Width MM	Flat Width Inch	Color	Meter per box	Feet per box
NS-17	17	0.669	1.6	0.063	30	1.181	Black	50	164
NS-20	20	0.787	1.6	0.063	36	1.417	Black	50	164
NS-23	23	0.906	1.6	0.063	40	1.575	Black	50	164
NS-25	25	0.984	1.6	0.063	43	1.693	Black	50	164
NS-27	27	1.063	1.6	0.063	45	1.772	Black	50	164
NS-31	31	1.220	1.6	0.063	52	2.047	Black	50	164
NS-33	33	1.299	1.6	0.063	55	2.165	Black	50	164
NS-36	36	1.417	1.6	0.063	60	2.362	Black	50	164
NS-40	40	1.575	1.6	0.063	66	2.598	Black	50	164
NS-44	44	1.732	1.6	0.063	74	2.913	Black	50	164
NS-47	47	1.850	1.6	0.063	77	3.031	Black	50	164
NS-53	53	2.087	1.6	0.063	86	3.386	Black	50	164
NS-55	55	2.165	1.6	0.063	90	3.543	Black	50	164
NS-60	60	2.362	1.6	0.063	98	3.858	Black	50	164
NS-66	66	2.598	1.6	0.063	106	4.173	Black	50	164
NS-73	73	2.874	1.6	0.063	118	4.646	Black	50	164
NS-78	78	3.071	1.6	0.063	126	4.961	Black	50	164
NS-85	85	3.346	1.6	0.063	136	5.354	Black	50	164
NS-93	93	3.661	1.6	0.063	150	5.906	Black	50	164
NS-112	112	4.409	1.6	0.063	178	7.008	Black	50	164

ACCESSORIES:

A HOSE
B VARI-CRIMP COUPLINGS
C GRIP CRIMP COUPLINGS
D 3 SERIES THERMOPLASTIC
E QUICK COUPLERS
F REUSABLE PUSHON ACCESS.
G ADAPTERS
H FABRICATION EQUIPMENT
J THREAD ID TECHNICAL
WWW.COUPLAMATIC.COM

Pressure Wash Grips (Bend Restrictors)

Maximum protection against kinking near the hose fittings. Measure hose O.D. for proper fit.



Part No.	Hose ID	Grip ID
PW Grip-4	1/4"	0.62
PW Grip-6	3/8"	0.75
PW Grip-6-BLUE	3/8"	0.75
PW Grip-6-RED	3/8"	0.81
PW Grip-8	1/2"	0.92
PW Grip-8-RED	1/2"	0.92

Bin Labels



These labels are printed on self-adhesive stock for quick application. Each label contains an illustration of the part along with the part number and description. Label sets are available for all coupling series.

Jack Hose Warning Label



Jackhose High Pressure Warning Label:

Part # JH Tag

Grease Hose Assemblies

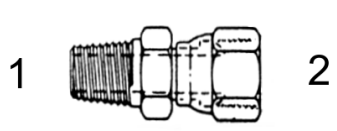

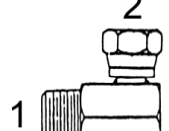
3/16" ID Hose with 1/8" Male NPTF couplings on both sides. Single wire braid construction with 3000 PSI Working Pressure. Custom Lengths available upon request.

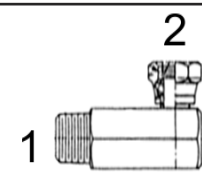
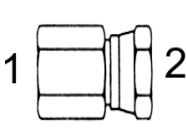
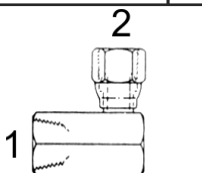
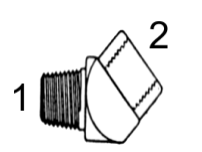


Part No.	Length
W06	6"
W08	8"
W12	12"
W15	15"
W18	18"
W24	24"
W30	30"
W36	36"
W48	48"
W60	60"

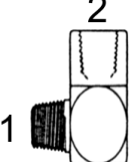
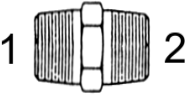
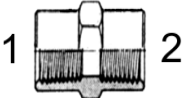
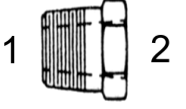
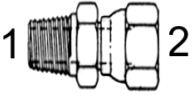
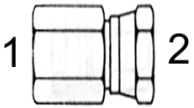
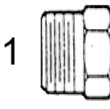
Custom Hydraulic Hose Assemblies available. Call your Couplamatic Systems Representative for a Quote. Minimum order quantities will apply.

HYDRAULIC ADAPTERS

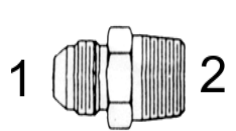

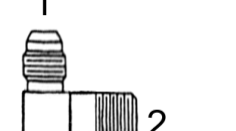

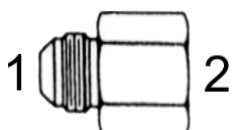
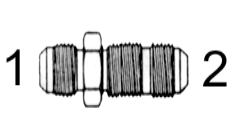


									A HOSE
Male NPTF x Female NPSM			Male NPTF x Female NPSM 45°			Male NPTF x Female NPSM 90°			
Male NPTF (1)	Female NPSM (2)	Part No.	Male NPTF (1)	Female NPSM (2)	Part No.	Male NPTF (1)	Female NPSM (2)	Part No.	C GRIP-CRIMP COUPLINGS
1/8	1/8	1404 2x2	1/8	1/8	1503 2x2	1/8	1/8	1501 2x2	
1/8	1/4	1404 2x4	1/4	1/4	1503 4x4	1/8	1/4	1501 2x4	
1/4	1/8	1404 4x2	1/4	3/8	1503 4x6	1/4	1/8	1501 4x2	E QUICK COUPLERS
1/4	1/4	1404 4x4	3/8	1/4	1503 6x4	1/4	1/4	1501 4x4	
1/4	3/8	1404 4x6	3/8	3/8	1503 6x6	1/4	3/8	1501 4x6	F REUSABLES, PUSHON, ACCESS.
3/8	1/4	1404 6x4	3/8	1/2	1503 6x8	3/8	1/4	1501 6x4	
3/8	3/8	1404 6x6	1/2	3/8	1503 8x6	3/8	3/8	1501 6x6	G ADAPTERS
3/8	3/8	1404 6x6-.031*	1/2	1/2	1503 8X8	3/8	3/8	1501 6x6-.062**	
3/8	3/8	1404 6x6-.062**	3/4	1/2	1503 12x8	3/8	1/2	1501 6x8	H FABRICATION EQUIPMENT
3/8	1/2	1404 6x8	3/4	3/4	1503 12x12	1/2	3/8	1501 8x6	
1/2	3/8	1404 8x6	1	3/4	1503 16x12	1/2	1/2	1501 8x8	I THREAID ID TECHNICAL
1/2	1/2	1404 8x8	1	1	1503 16x16	1/2	3/4	1501 8x12	
1/2	1/2	1404 8x8-.031*	1-1/4	1-1/4	1503 20x20	1/2	1/2	1501 12x8	J WWW. COUPLAMATIC .COM
1/2	1/2	1404 8x8-.062**	1-1/2	1-1/2	1503 24x24	3/4	1/2	1501 12x12	
1/2	3/4	1404 8x12	2	2	1503 32x32	3/4	3/4	1501 12x16	
3/4	1/2	1404 12x8				1	1	1501 16x12	
3/4	3/4	1404 12x12				1-1/4	1-1/4	1501 16x16	
3/4	1	1404 12x16				1-1/2	1-1/2	1501 20x20	
1	3/4	1404 16x12				2	2	1501 24x24	
1	1	1404 16x16						1501 32x32	
1-1/4	1-1/4	1404 20x20							
1-1/2	1-1/2	1404 24x24							
2	2	1404 32x32							
* Restricted to 1/32" orifice.			* Restricted to 1/32" orifice.			* Restricted to 1/32" orifice.			
** Restricted to 1/16" orifice.			** Restricted to 1/16" orifice.			** Restricted to 1/16" orifice.			

												F ADAPTERS
Male NPTF x Female NPSM 90° Long			Female NPTF x Female NPSM			Female NPTF x Female NPSM 90°			Male NPTF x Female NPTF 45°			
Male NPTF (1)	Female NPSM (2)	Part No.	Female NPTF (1)	Female NPSM (2)	Part No.	Female NPTF (1)	Female NPSM (2)	Part No.	Male NPTF (1)	Female NPTF (2)	Part No.	I THREAID ID TECHNICAL
1/4	1/4	1501-L 4x4	1/8	1/8	1405 2x2	1/4	1/4	1502 4x4	1/4	1/4	5503 4x4	
3/8	3/8	1501-L 6x6	1/4	1/4	1405 4x4	1/4	3/8	1502 4x6	3/8	3/8	5503 6x6	
1/2	3/8	1501-L 8x6	1/4	3/8	1405 4x6	3/8	1/4	1502 6x4	1/2	1/2	5503 8x8	
1/2	1/2	1501-L 8x8	3/8	1/4	1405 6x4	3/8	3/8	1502 6x6				
3/4	3/4	1501-L 12x12	3/8	3/8	1405 6x6	3/8	1/2	1502 6x8				
			3/8	1/2	1405 6x8	1/2	3/8	1502 8x6				
			1/2	3/8	1405 8x6	1/2	1/2	1502 8x8				
			1/2	1/2	1405 8x8	1/2	3/4	1502 8x12				
			1/2	3/4	1405 8x12	3/4	1/2	1502 12x8				
			3/4	1/2	1405 12x8	3/4	3/4	1502 12x12				
			3/4	3/4	1405 12x12	1	1	1502 16x16				
			1	3/4	1405 16x12	1-1/4	1-1/4	1502 20x20				
			1	1	1405 16x16	1-1/2	1-1/2	1502 24x24				
			1-1/4	1-1/4	1405 20x20	2	2	1502 32x32				
			1-1/2	1-1/2	1405 24x24							
			2	2	1405 32x32							

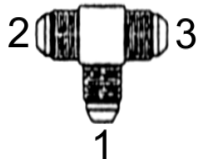
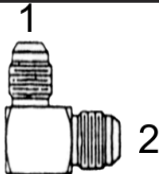
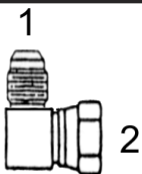
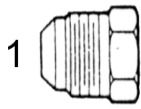
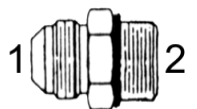
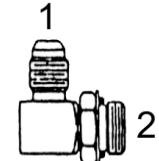
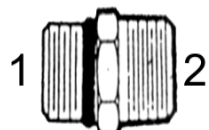
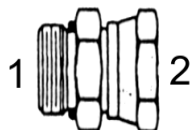
HYDRAULIC ADAPTERS

A HOSE													
B VAR-CRIMP COUPLINGS	Male NPTF x Female NPTF 90°			Male NPTF x Male NPTF			Female NPTF x Female NPTF			Male NPTF x Female NPTF			
C GRIP CRIMP COUPLINGS	1/4	1/4	5502 4x4	1/8	1/8	5404 2x2	1/4	1/4	5000 4x4	3/8	1/4	5406 6x4	
D 3 SERIES THERMOPLASTIC	1/4	3/8	5502 4x6	1/4	1/4	5404 4x4	3/8	1/4	5000 6x4	1/2	1/8	5406 8x2	
E QUICK COUPLERS	3/8	1/4	5502 6x4	3/8	3/8	5404 6x6	3/8	3/8	5000 6x6	1/2	1/4	5406 8x4	
F REUSABLE PUSH-IN ACCESS.	3/8	3/8	5502 6x6	1/2	1/4	5404 8x4	1/2	3/8	5000 8x6	1/2	3/8	5406 8x6	
G ADAPTERS	3/8	1/2	5502 6x8	1/2	3/8	5404 8x6	1/2	1/2	5000 8x8	3/4	3/8	5406 12x6	
H FABRICATION EQUIPMENT	1/2	3/8	5502 8x6	1/2	1/2	5404 8x8	3/4	1/2	5000 12x8	1	1/2	5406 12x8	
I THREAD ID TECHNICAL	1/2	3/8	5502 8x8	3/4	3/4	5404 12x12	1	3/4	5000 12x12	1-1/4	1	5406 16x8	
J WWW. COUPLAMATIC .COM	3/4	1/2	5502 8x8	1	1-1/4	5404 16x16	1-1/4	1-1/4	5404 20x20	1-1/2	1-1/4	5406 16x12	
K ADAPTERS													
L ADAPTERS	Male NPTF x Female NPSM Tee			Female NPTF x Female NPSM Tee			Female NPSM Tee			Male NPTF Plug			
M ADAPTERS	1/4	1/4	1601 4x4x4	1/4	1/4	1602 4x4x4	1/4	1/4	1603 4x4x4	1/4	5406 P4		
N ADAPTERS	3/8	3/8	1601 6x6x6	3/8	3/8	1602 6x6x6	3/8	3/8	1603 6x6x6	3/8	5406 P6		
O ADAPTERS	1/2	1/2	1601 8x8x8	1/2	1/2	1602 8x8x8	1/2	1/2	1603 8x8x8	1/2	5406 P8		
P ADAPTERS	3/4	3/4	1601 12x12x12	3/4	3/4	1602 12x12x12	3/4	3/4	1603 12x12x12	3/4	5406 P12		
Q ADAPTERS	1	5406 P16		1	5406 P16		1	5406 P16		1	5406 P16		

HYDRAULIC ADAPTERS

												A
Male JIC x Male NPTF			Male JIC x Male NPTF 45°			Male JIC x Male NPTF 90°			Male JIC x Male JIC			HOSE
Male JIC (1)	Male NPTF (2)	Part No.	Female NPTF (1)	Female NPSM (2)	Part No.	Male JIC (1)	Male NPTF (2)	Part No.	Male JIC (1)	Male JIC (2)	Part No.	B
7/16-20	1/8	2404 4x2	9/16-18	3/8	2503 6x6	7/16-20	1/4	2501 4x4	7/16-20	7/16-20	2403 4x4	C
7/16-20	1/4	2404 4x4	3/4-16	3/8	2503 8x6	9/16-18	3/8	2501 6x6	1/2-20	1/2-20	2403 5x5	
1/2-20	1/8	2404 5x2	3/4-16	1/2	2503 8x8	9/16-18	1/2	2501 6x8	9/16-18	9/16-18	2403 6x6	
1/2-20	1/4	2404 5x4	7/8-14	1/2	2503 10x8	3/4-16	3/8	2501 8x6	3/4-16	3/4-16	2403 8x8	
9/16-18	1/4	2404 6x4				3/4-16	1/2	2501 8x8	7/8-14	7/8-14	2403 10x10	
9/16-18	3/8	2404 6x6				3/4-16	3/4	2501 8x12	1-1/16-12	1-1/16-12	2403 12x12	
9/16-18	1/2	2404 6x8				7/8-14	1/2	2501 10x8	1-5/16-12	1-5/16-12	2403 16x16	
3/4-16	3/8	2404 8x6				1-1/16-12	3/4	2501 12x12				
3/4-16	1/2	2404 8x8										
3/4-16	3/4	2404 8x12										
7/8-14	3/8	2404 10x6										
7/8-14	1/2	2404 10x8										
1-1/16-12	1/2	2404 12x8										
1-1/16-12	3/4	2404 12x12										
1-1/16-12	1	2404 12x16										
1-5/16-12	3/4	2404 16x12										
1-5/16-12	1	2404 16x16										
1-5/8-12	1-1/4	2404 20x20										
1-7/8-12	1-1/2	2404 24x24										
2-1/2-12	2	2404 32x32										
												F
Male JIC x Female NPTF			Male JIC x Male Bulkhead			Male JIC x Male Bulkhead 90°			Bulkhead Lock Nut			REUSABLES, PUSHON, ACCESS.
Male JIC (1)	Female NPTF (2)	Part No.	Male JIC (1)	Male Bulkhead (2)	Part No.	Male JIC (1)	Male Bulkhead (2)	Part No.	Female Thread	Part No.	G	
9/16-18	3/8	2405 6x6	7/16-20	7/16-20	2700 4x4	7/16-20	7/16-20	2701 4x4	7/16-20	306 4	H	
3/4-16	3/8	2405 8x6	9/16-18	9/16-18	2700 6x6	9/16-18	9/16-18	2701 6x6	9/16-18	306 6		
3/4-16	1/2	2405 8x8	3/4-16	3/4-16	2700 8x8	3/4-16	3/4-16	2701 8x8	3/4-16	306 8		
7/8-14	1/2	2405 10x8				7/8-14	7/8-14	2701 10x10	7/8-14	306 10		
						1-1/16-12	1-1/16-12	2701 12x12	1-1/16-12	306 12	J	
											WWW.COUPLAMATIC.COM	

HYDRAULIC ADAPTERS

A HOSE													
B VARIABLE CRIMP COUPLINGS	Male JIC x Male JIC Tee			Male JIC x Male JIC 90°			Male JIC x Female JIC 90°			Male JIC Plug			
C GRIP CRIMP COUPLINGS	Male JIC (1)	Male JIC (2-3)	Part No.	Male JIC (1)	Male JIC (2)	Part No.	Male JIC (1)	Female JIC (2)	Part No.	Male JIC (1)	Part No.		
D 3 SERIES THERMOPLASTIC													
E QUICK COUPLERS	Male JIC x Male O-Ring			Male JIC x Male O-Ring 90°			Male O-Ring x Male NPTF			Male O-Ring x Female NPSM			
F REUSABLE PUSHON ACCESS.	Male JIC (1)	Male ORB (2)	Part No.	Male JIC (1)	Male ORB (2)	Part No.	Male ORB (1)	Male NPTF (2)	Part No.	Male ORB (1)	Female NPSM (2)	Part No.	
G ADAPTERS	1-1/16-12 7/8-14 6400 12x10-O			1-1/16-12 1-1/16-12 6400 12x12-O			1-1/16-12 1-5/16-12 6400 12x16-O			1-5/16-12 1 6900 16x16-O			
H FABRICATION EQUIPMENT	1-5/8-12 1-5/16-12 6400 20x16-O			1-5/8-12 1-5/8-12 6400 20X20-O									
J THREAD ID TECHNICAL													
WWW.COUPPLAMATIC.COM													
9/16-18	9/16-18	2603 6x6x6	9/16-18	9/16-18	2500 6x6	9/16-18	9/16-18	6500 6x6	9/16-18	2408 6			
3/4-16	3/4-16	2603 8x8x8	3/4-16	3/4-16	2500 8x8	3/4-16	3/4-16	6500 8x8	3/4-16	2408 8			
7/8-14	7/8-14	2603 10x10x10	7/8-14	7/8-14	2500 10x10	7/8-14	7/8-14	6500 10x10	7/8-14	2408 10			
1-1/16-12	1-1/16-12	2603 12x12x12	1-1/16-12	1-1/16-12	2500 12x12	1-1/16-12	1-1/16-12	6500 12x12	1-1/16-12	2408 12			
7/16-20	7/16-20	6400 4x4-O	7/16-20	7/16-20	6801 4x4-NWO	9/16-18	3/8	6401 6x6-O	7/16-20	1/4	6900 4x4-O		
9/16-18	9/16-18	6400 6x6-O	9/16-18	9/16-18	6801 6x6-NWO	3/4-16	3/8	6401 8x6-O	9/16-18	1/4	6900 6x4-O		
9/16-18	3/4-16	6400 6x8-O	3/4-16	3/4-16	6801 8x8-NWO	3/4-16	1/2	6401 8x8-O	9/16-18	3/8	6900 6x6-O		
3/4-16	9/16-18	6400 8x6-O	3/4-16	7/8-14	6801 8x10-NWO	3/4-16	1/2	6401 8x8-O	3/4-16	1/4	6900 8x4-O		
3/4-16	3/4-16	6400 8x8-O	3/4-16	3/4-16	6801 10x8-NWO	7/8-14	1/2	6401 10x8-O	3/4-16	3/8	6900 8x6-O		
3/4-16	7/8-14	6400 8x10-O	1-1/16-12	1-1/16-12	6801 12x12-NWO	1-1/16-12	1-1/16-12	6401 10x8-O	3/4-16	1/2	6900 8x8-O		
3/4-16	1-1/16-12	6400 8x12-O	3/4-16	3/4-16	6400 10x8-O	7/8-14	1/2	6401 10x8-O	3/4-16	3/4	6900 8x12 -O		
7/8-14	3/4-16	6400 10x8-O	7/8-14	7/8-14	6400 10x10-O	7/8-14	1/2	6401 10x8-O	7/8-14	1/2	6900 10x8-O		
7/8-14	7/8-14	6400 10x10-O	7/8-14	7/8-14	6400 10x10-O	7/8-14	1/2	6401 10x8-O	7/8-14	3/4	6900 10x12-O		
7/8-14	1-1/16-12	6400 10x12-O	1-1/16-12	1-1/16-12	6400 10x12-O	1-1/16-12	1-1/16-12	6401 10x8-O	1-1/16-12	1/2	6900 12x8-O		
1-1/16-12	7/8-14	6400 12x10-O	1-1/16-12	1-1/16-12	6400 12x10-O	1-1/16-12	1-1/16-12	6401 10x8-O	1-1/16-12	3/4	6900 12x12-O		
1-1/16-12	1-1/16-12	6400 12x12-O	1-1/16-12	1-1/16-12	6400 12x12-O	1-1/16-12	1-1/16-12	6401 10x8-O	1-5/16-12	3/4	6900 16x12-O		
1-1/16-12	1-5/16-12	6400 12x16-O	1-1/16-12	1-1/16-12	6400 16x12-O	1-5/16-12	1-5/16-12	6401 10x8-O	1-5/16-12	1	6900 16x16-O		
1-5/16-12	1-5/16-12	6400 16x16-O	1-5/16-12	1-5/8-12	6400 16x20-O	1-5/8-12	1-5/8-12	6401 10x8-O	1-5/16-12	1-5/8-12	6400 20x16-O		
1-5/8-12	1-5/16-12	6400 20x16-O	1-5/8-12	1-5/8-12	6400 20X20-O								

HYDRAULIC ADAPTERS

Male O-Ring x Female NPSM 45°			Male O-Ring x Female NPSM 90°			Male O-Ring x Female NPSM Tee			Male O-Ring x Female O-Ring			A HOSE
Male ORB (1)	Female NPSM (2)	Part No.	Male ORB (1)	Female NPSM (2)	Part No.	Male ORB (1)	Female NPSM (2-3)	Part No.	Male ORB (1)	Female ORB (2)	Part No.	
7/16-20	1/4	6902 4x4-NWO	7/16-20	1/4	6901 4x4-NWO	3/4-16	3/8	8MO-6TFP	3/4-16	7/8-14	6410 8x10	B VARLOCRIMP COUPLINGS
9/16-18	1/4	6902 6x4-NWO	9/16-18	1/4	6901 6x4-NWO	7/8-14	1/2	10MO-8TFP	7/8-14	3/4-16	6410 10x8	
9/16-18	3/8	6902 6x6-NWO	9/16-18	3/8	6901 6x6-NWO				1-1/16-12	3/4-16	6410 12x8	C GRIP CRIMP COUPLINGS
3/4-16	3/8	6902 8x6-NWO	9/16-18	1/2	6901 6x8-NWO							
3/4-16	1/2	6902 8x8-NWO	3/4-16	1/4	6901 8x4-NWO							D 3 SERIES THERMOPLASTIC
7/8-14	1/2	6902 10x8-NWO	3/4-16	3/8	6901 8x6-NWO							
1-1/16-12	1/2	6902 12x8-NWO	3/4-16	1/2	6901 8x8-NWO							E QUICK COUPLERS
1-1/16-12	3/4	6902 12x12-NWO	7/8-14	1/2	6901 10x8-NWO							
			7/8-14	3/4	6901 10x12-NWO							F REUSABLES, PUSHON, ACCESS.
			1-1/16-12	1/2	6901 12x8-NWO							
			1-1/16-12	3/4	6901 12x12-NWO							G ADAPTERS
			1-5/16-12	3/4	6901 16x12-NWO							
			1-5/16-12	1	6901 16x16-NWO							H FABRICATION EQUIPMENT
Male O-Ring x Female NPTF			Female O-Ring x Male NPTF			Male O-Ring Plug		Male O-Ring Face x Male NPTF			J THREAD ID TECHNICAL	
Male ORB (1)	Female NPTF (2)	Part No.	Female ORB (1)	Male NPTF (2)	Part No.	Male ORB (1)	Part No.	Male ORF (1)	Male NPTF (2)	Part No.		
9/16-18	3/8	6405 6x6	3/4-16	3/8	6404 8x6	9/16-18	6408 6	9/16x18	1/4	4MOS-4MP	I WWW.COUPLAMATIC.COM	
3/4-16	3/8	6405 8x6	3/4-16	1/2	6404 8x8	3/4-16	6408 8	9/16x18	3/8	4MOS-6MP		
3/4-16	1/2	6405 8x8	7/8-14	1/2	6404 10x8	7/8-14	6408 10	11/16x16	1/4	6MOS-4MP		
7/8-14	3/8	6405 10x6	1-1/16-12	3/4	6404 12x12	1-1/16-12	6408 12	11/16x16	3/8	6MOS-6MP		
7/8-14	1/2	6405 10x8				1-5/16-12	6408 16	11/16x16	1/2	6MOS-8MP		
								13/16x16	3/8	8MOS-6MP		
								13/16x16	1/2	8MOS-8MP		
								1-3/16x12	3/4	12MOS-12MP		
Male O-Ring Face x Male O-Ring			Male O-Ring Face x Male O-Ring 90°			Specific Manufacturers			Special Female			
Male ORF (1)	Male ORB (2)	Part No.	Male ORF (1)	Male ORB (2)	Part No.	Male Thread (1)	Female Thread (2)	Part No.	Female Thread (1)	Female Thread (2)	Part No.	
9/16x18	7/16-20	4MOS-4MO	9/16x18	7/16-20	4MOS-4MO90	7/8-14	1/2 PIPE	878FJ	3/4-16 ORB	3/4-16 ORB	6425 8x8	
11/16x16	9/16-18	6MOS-6MO	11/16x16	9/16-18	6MOS-6MO90	1-1/16-12	1/2 PIPE	878FJC	7/8-14 ORB	7/8-14 ORB	6425 10x10	
13/16x16	3/4-16	8MOS-8MO	13/16x16	3/4-16	8MOS-8MO90	7/8-14 ORB	7/8-18 CASE	878FCO				
1-3/16x12	1-1/16-12	12MOS-12MO	1-3/16x12	1-1/16-12	12MOS-12MO90							

HOSE FABRICATION EQUIPMENT

Hydraulic Hose Assembly Equipment

A
HOSE

CS160P - 1-1/4" Portable Crimper (No dies included)
CS160PD - 1-1/4" Portable Crimper (Die set included)

B
VARI-CRIMP
COUPLINGS



The **CS160P** is capable of crimping thru 1-1/4" Four Spiral Hose. It may be powered by a hand pump (HH11), an air/hydraulic pump (HH13), or an electric pump (99150). Its portable design and flexibility make it ideal for a multitude of applications.

Standard Dies: None

Optional Dies: 0.350, 0.450, 0.520, 0.670, 0.830, 0.950, 1.100, 1.320, 1.500, 1.730, & 1.920 (Crimp charts are available for all coupling series to assist in die selection.)

C
GRIP CRIMP
COUPLINGS

The **CS160PD** is capable of crimping thru 1-1/4" Four Spiral Hose. This crimper comes with a complete set of dies to crimp thru 1" Four Spiral hose. Optional dies are available to crimp thru 1-1/4" Four Spiral hose.

Standard Dies: 0.520, 0.670, 0.830, 0.950, 1.100, 1.320, 1.500, & 1.620

Crimps 1/4" thru 1" Vari-Crimp, A Series, Grip-Crimp, 4H Series, & GW Series

Optional Dies:

Die	Part Number	Coupling Series
0.350	EN98-020-09	3/16" & 1/4" T Series, 1/8" 3-Series Thermoplastic
0.450	EN98-020-0450	5/16" T Series, 3/16" 3-Series Thermoplastic
1.730	EN98-020-07	1-1/4" Vari-Crimp, 1-1/4" 4H Series
1.920	EN98-020-08	1-1/4" Grip Crimp, 1-1/4" GW

D
3 SERIES
THERMOPLASTIC

CS165 - 1-1/4" Benchtop Crimper

E
QUICK
COUPLERS



The **CS165** is capable of crimping thru 1-1/4" Four Spiral Hose. It comes standard with a complete set of dies and a die storage shelf. Standard dies will crimp thru 1-1/4" Vari-Crimp, Grip Crimp, 4H Series, and GW Series. The CS165 is capable of crimping straight or tube style couplings. It is powered by a 60 ton cylinder and a 1.5 HP, 110 volt automatic pump.

Standard Dies: 0.520, 0.670, 0.830, 0.950, 1.100, 1.320, 1.500, 1.620, 1.730, & 1.920

Crimps 1/4" thru 1-1/4" Vari-Crimp, A Series, Grip-Crimp, 4H Series, & GW Series

Optional Dies:

Die	Part Number	Coupling Series
0.350	EN98-020-09	3/16" & 1/4" T Series, 1/8" 3-Series Thermoplastic
0.450	EN98-020-0450	5/16" T Series, 3/16" 3-Series Thermoplastic

F
REUSABLES,
PUSHON, ACCESS.

G
ADAPTERS

CS205 - 2" Benchtop Crimper

H
FABRICATION
EQUIPMENT



The **CS205** is capable of crimping thru 2" Six Spiral Hose. It comes standard with a set of dies to crimp thru 2" Four Spiral (GW Series) and a die storage shelf. It is powered by a 80 ton cylinder and a 2.0 HP, 220 Volt automatic pump.

Standard Dies: 0.520, 0.670, 0.830, 0.950, 1.100, 1.320, 1.500, 1.620, 1.730, 1.920, 2.140, & 2.800

Crimps 1/4" thru 1-1/4" Vari-Crimp, A Series, & Grip-Crimp, 1/2" thru 1-1/4" 4H Series, & 1/2" thru 2" GW Series.

Optional Dies:

Die	Part Number	Coupling Series
0.350	EN98-020-09	3/16" & 1/4" T Series, 1/8" 3-Series Thermoplastic
0.450	EN98-020-0450	5/16" T Series, 3/16" 3-Series Thermoplastic
1.181	CC-020-1181	5/8" 6GC Series
1.730 WB	EN98-032-08	1" 6GC, 1-3/8" R5 Series
1.920 WB	EN98-032-04	1-1/4" SX
2.050 WB	EN98-032-12	1-1/2" 4H Series
2.300 WB	EN98-032-01	1-1/2" Grip Crimp, 1-1/2" 4GC, 1-1/2" 6GC, 1-1/2" SX,
2.620 WB	EN98-032-07	2" 4H Series, 2" Grip Crimp, 2" 4GC
3.000 WB	EN98-032-09	2" 6GC

J
THREAD ID
TECHNICAL

WWW.
COUPLAMATIC
.COM

HOSE FABRICATION EQUIPMENT

Hydraulic Hose Assembly Equipment

CS200 - 2" 6 Spiral Horizontal Crimper



2" 6 Spiral Horizontal Crimping Machine, 5 hp motor. Specify Voltage (230V, 3 PH, 440V, 3 PH, 230V 1 PH) Includes one set of adapter dies for 99mm. Crimp Control / Foot Switch included. Quick change tool and 9 station die rack included. Dies ordered separately. (635 lbs)

SPECIAL ORDER ITEM - NOT IN STOCK!

CS340 - 2" 6 Spiral Smart Horizontal Crimper



2" 6 Spiral Horizontal Crimping Machine, 7.5 hp motor. Specify Voltage (230V, 3 PH, 440V, 3 PH, 230V 1 PH(5HP)) Includes one set of adapter dies for 99mm. Crimp Control / Foot Switch included. Includes Smart InfoCrimp Wifi tablet, report generator, and bluetooth calipers. Dies ordered separately. (635 lbs)

SPECIAL ORDER ITEM - NOT IN STOCK!

HH11 Hydraulic Hand Pump



High efficiency 10,000 PSI single stage hand pump for portable operation of the 99060 or CS160P Crimpers. (14 lbs.)

HH13 Air Hydraulic Pump



This 10,000 PSI pump operates with 80 PSI to 120 PSI of air line pressure for use with 99060 or CS160P Crimpers, 3 way valve allows retention of air pressure. (12 lbs.)

An in line air filter-regulator-lubricator must be installed ahead of this pump.

CS1001 Electric Pump



1.5 H.P. hydraulic pump produces 10,000 PSI. 115 volt single phase 60 Hz. Includes hand held on-off switch. (49 lbs.)

A
HOSE

B
VAR-CRIMP
COUPLINGS

C
GRIP-CRIMP
COUPLINGS

D
3 SERIES
THERMOPLASTIC

E
QUICK
COUPLERS

F
REUSABLE,
PUSH-ON, ACCESS.

G
ADAPTERS

H
FABRICATION
EQUIPMENT

J
THREAD ID
TECHNICAL

WWW.
COUPLAMATIC
COM

HOSE FABRICATION EQUIPMENT

Hose Cutting Equipment

A
HOSE

CS150 Cut-Off Machine



Hose cut off saw for up to 1-1/4" 4 Spiral or 1" 6 spiral hose. 1 HP motor. 110 Volt

B
VARI-CRIMP
COUPLINGS

C
GRIP CRIMP
COUPLINGS


D
3 SERIES
THERMOPLASTIC



10" Serrated cut off blade. 1" Arbor. - #CS150-10
7" Standard Beveled edge blade. 5/8" Arbor - #SE175
8" Cut off blade. 5/8" Arbor - #CS185

E
QUICK
COUPLERS

HS500 Spiral Cut-Off Machine



Spiral Cut-Off Machine

Capable of cutting 3/16" thru 2" I.D. wire reinforced hose including six spiral. Shipped with a 12" serrated blade. Available in 230V 1 phase (30 amp), 230V 3 phase (20 amp), and 440V 3 phase (20 amp). Special order item, specify electrical. 5.0 HP motor. Weight 120 lbs.

F
REUSABLES,
PUSHON, ACCESS.

Drilled Swage Dies & Pushers



These dies and pushers work in swage machines. Precision engineered and manufactured to insure a perfect assembly job every time.

G
ADAPTERS

H
FABRICATION
EQUIPMENT



CS Crimp Dies for T-400 Series Crimpers



New CS Crimp Dies For T-400 Series Crimpers. Full Crimp For Increased Performance! Drop-In Functionality, No Changes to Machine Required!

2C-CSI	1/4"
3C-CSI	3/8"
4C-CSI	1/2"
64C-CSI	5/8"
5C-CSI	3/4"
6C-CSI	1"
CAGE-CSI	Replacement cage all sizes

J
THREAD ID
TECHNICAL

Coupling Hose Insertion Depth Blocks



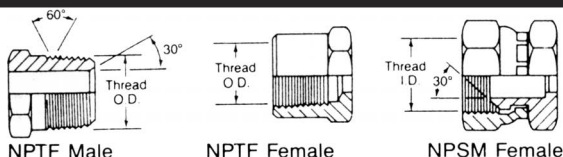
Coupling insertion blocks make quick and easy work of marking hose assemblies for coupling insertion depth. This will help ensure a properly made assembly. Made from aluminum and drilled for mounting.

Series:	Part Number:	Size Range:
Vari-Crimp	IB-VC	1/4-1-1/4"
A Series	IB-A	1/4-1-1/4"
GC Series	IB-GC	1/4-1-1/4"

WWW.COUPLAMATIC.COM

Thread Identification Guide

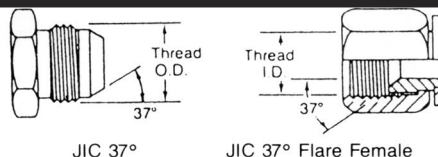
NPTF Pipe Thread



The NPTF (IPT) male will mate with the NPTF or NPSM female. The NPTF (IPT) male has tapered threads and a 30 degree inverted seat. The NPTF female has tapered threads and no seat. The seal takes place by deformation of the threads. The NPSM female has straight threads and a 30 degree inverted seat. The seal takes place on the 30 degree seat.

Nominal Size (in.)	No. Threads Per Inch	Female Thread I.D. (in.)	Male Thread O.D. (in.)
1/8	27	23/64	13/32
1/4	18	15/32	35/64
3/8	18	19/32	43/64
1/2	14	3/4	27/32
3/4	14	61/64	1-1/16
1	11-1/2	1-13/64	1-5/16
1-1/4	11-1/2	1-17/32	1-43/64
1-1/2	11-1/2	1-25/32	1-29/32
2	11-1/2	2-1/4	2-3/8

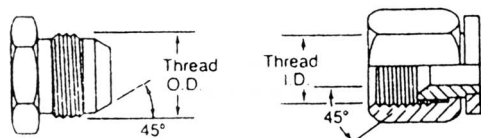
JIC 37° Flare



The JIC 37 degree flare male will mate with a JIC female only. The JIC male has straight threads and a 37 degree flare seat. The JIC female has straight threads and a 37 degree flare seat. The seal is made on the 37 degree flare seat.

Nominal Size (in.)	No. Threads Per Inch	Female Thread I.D. (in.)	Male Thread O.D. (in.)
1/4	20	25/64	7/16
5/16	20	29/64	1/2
3/8	18	1/2	9/16
1/2	16	11/16	3/4
5/8	14	13/16	7/8
3/4	12	31/32	1-1/16
7/8	12	1-7/64	1-3/16
1	12	1-15/64	1-5/16
1-1/4	12	1-35/64	1-5/8
1-1/2	12	1-51/64	1-7/8
2	12	2-27/64	2-1/2

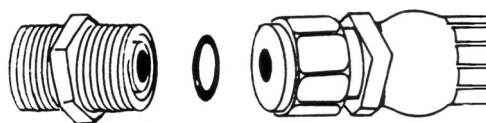
SAE 45° Flare



The SAE 45 degree flare male will mate with an SAE 45 degree flare female only. The SAE male has straight threads and a 45 degree flare seat. The SAE female has straight threads and a 45 degree flare seat. The seal is made on the 45 degree flare seat.

Nominal Size (in.)	No. Threads Per Inch	Female Thread I.D. (in.)	Male Thread O.D. (in.)
1/4	20	25/64	7/16
5/16	20	29/64	1/2
3/8	18	9/16	5/8
1/2	16	11/16	3/4

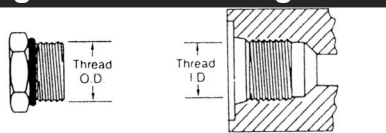
ORF (O-Ring Face Seal)



The ORF Seal system consists of a flat, finished surface on the female connector's flange and a recessed O-Ring held in a circular groove on the male. The seal is created as the flange and O-Ring make contact as the female nut screws onto the male thread. A secondary seal is made as the male connector is drawn into contact with the flange. The back-up seal also prevents extrusion of the O-Ring under extreme pressure. ORF provides a better seal in high-vibrating, high-impulse or high-torque applications.

Nominal Size I.D.	No. Threads Per Inch	Female Thread I.D.	Male Thread O.D.
1/4	18	33/64	9/16
3/8	16	5/8	11/16
1/2	16	3/4	13/16
3/4	12	1-13/32	1-3/16
1	12	1-23/64	1-7/16
1-1/4	12	1-39/64	1-11/16

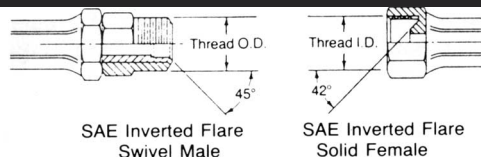
SAE Straight Thread O-Ring Boss



The O-ring boss male will mate with an O-ring boss female only. The female is generally found on ports. The male has straight threads and an O-ring. The female has straight threads and a sealing face. The seal is made at the O-ring on the male and the sealing face on the female.

Nominal Size (in.)	No. Threads Per Inch	Female Thread I.D. (in.)	Male Thread O.D. (in.)	O-Ring I.D.	O-Ring Torus
1/4	20	25/64	7/16	.351	.072
3/8	18	1/2	9/16	.468	.078
1/2	16	11/16	3/4	.644	.087
5/8	14	13/16	7/8	.755	.097
3/4	12	31/32	1-1/16	.924	.116

SAE Inverted Flare



The SAE 45 degree inverted flare male will mate with an 42 degree inverted flare female only. The male has straight threads and a 45 degree inverted flare. The female has straight threads and a 42 degree inverted flare. The seal is made on the 45 degree flare seat on the male and the 42 degree flare seat on the female.

Nominal Size (in.)	No. Threads Per Inch	Female Thread I.D. (in.)	Male Thread O.D. (in.)
1/4	24	25/64	7/16
5/16	20	29/64	1/2
3/8	18	37/64	5/8
1/2	18	45/64	3/4

A
HOSE

B
VAR-CRIMP
COUPLINGS

C
GRIP CRIMP
COUPLINGS

D
3 SERIES
THERMOPLASTIC

E
QUICK
COUPLERS

F
REUSABLES,
PUSHON, ACCESS.

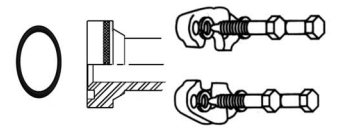
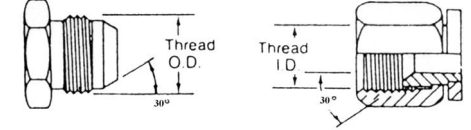
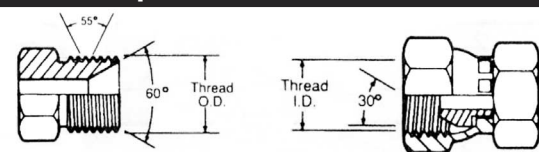
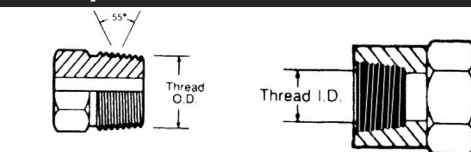
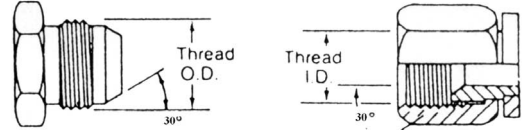
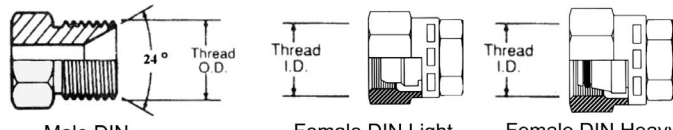
G
ADAPTERS

H
FABRICATION
EQUIPMENT

J
THREAD ID
TECHNICAL

WWW.
COUPLAMATIC
.COM

Thread Identification Guide

A HOSE	<h3>Split Flange Couplings</h3> 	<h3>Female JIS 30° Flare</h3> 																																																																																									
B VAR-CRIMP COUPLINGS	<p>Split Flange couplings work well in high pressure or high vibration applications. A split flange clamp is bolted to a machined port sealing the split flange head and O-ring to the port. There are two typical styles: Code 61 & Code 62, with Code 62 for higher pressure applications.</p> <table border="1"> <thead> <tr> <th>Nominal Size (in.)</th> <th>Code 61 Diameter</th> <th>Code 62 EHD Diameter</th> </tr> </thead> <tbody> <tr><td>1/2</td><td>1.19</td><td>-</td></tr> <tr><td>3/4</td><td>1.50</td><td>1.62</td></tr> <tr><td>1</td><td>1.75</td><td>1.88</td></tr> <tr><td>1-1/4</td><td>2.00</td><td>2.12</td></tr> <tr><td>1-1/2</td><td>2.38</td><td>2.50</td></tr> <tr><td>2</td><td>2.81</td><td>3.12</td></tr> </tbody> </table>	Nominal Size (in.)	Code 61 Diameter	Code 62 EHD Diameter	1/2	1.19	-	3/4	1.50	1.62	1	1.75	1.88	1-1/4	2.00	2.12	1-1/2	2.38	2.50	2	2.81	3.12	<p>The JIS 30 Degree flare is similar to the JIC 37 Degree. The only differences are that the threads are a British straight thread (BSPP) and the sealing seat is 30 degrees. The seal is made on the 30 degree seat.</p> <table border="1"> <thead> <tr> <th>Nominal Size (in.)</th> <th>Thread Size</th> <th>Female Thread I.D. (in.)</th> <th>Male Thread O.D. (in.)</th> </tr> </thead> <tbody> <tr><td>1/4</td><td>1/4-19</td><td>1/2</td><td>17/32</td></tr> <tr><td>3/8</td><td>3/8-19</td><td>5/8</td><td>11/16</td></tr> <tr><td>1/2</td><td>1/2-14</td><td>25/32</td><td>27/32</td></tr> <tr><td>3/4</td><td>3/4-14</td><td>1</td><td>1-1/16</td></tr> <tr><td>1</td><td>1-11</td><td>1-1/4</td><td>1-11/32</td></tr> </tbody> </table>	Nominal Size (in.)	Thread Size	Female Thread I.D. (in.)	Male Thread O.D. (in.)	1/4	1/4-19	1/2	17/32	3/8	3/8-19	5/8	11/16	1/2	1/2-14	25/32	27/32	3/4	3/4-14	1	1-1/16	1	1-11	1-1/4	1-11/32																																												
Nominal Size (in.)	Code 61 Diameter	Code 62 EHD Diameter																																																																																									
1/2	1.19	-																																																																																									
3/4	1.50	1.62																																																																																									
1	1.75	1.88																																																																																									
1-1/4	2.00	2.12																																																																																									
1-1/2	2.38	2.50																																																																																									
2	2.81	3.12																																																																																									
Nominal Size (in.)	Thread Size	Female Thread I.D. (in.)	Male Thread O.D. (in.)																																																																																								
1/4	1/4-19	1/2	17/32																																																																																								
3/8	3/8-19	5/8	11/16																																																																																								
1/2	1/2-14	25/32	27/32																																																																																								
3/4	3/4-14	1	1-1/16																																																																																								
1	1-11	1-1/4	1-11/32																																																																																								
C GRIP CRIMP COUPLINGS	<h3>BSPP Pipe Thread</h3> 	<h3>BSPT Pipe Thread</h3> 																																																																																									
D 3 SERIES THERMOPLASTIC	<p>The British Standard Parallel Pipe Thread is similar to the NPSM pipe thread in that they both seal on the 30 degree seat of the corresponding female fitting. BSPP and NPSM are NOT interchangeable due to the fact that the thread angle differs. The BSPP thread angle is 55 degrees, and the NPSM thread angle is 60 degrees.</p> <table border="1"> <thead> <tr> <th>Nominal Size (in.)</th> <th>No. Threads Per Inch</th> </tr> </thead> <tbody> <tr><td>1/4</td><td>19</td></tr> <tr><td>3/8</td><td>19</td></tr> <tr><td>1/2</td><td>14</td></tr> <tr><td>5/8</td><td>14</td></tr> <tr><td>3/4</td><td>14</td></tr> <tr><td>1</td><td>11</td></tr> <tr><td>1-1/4</td><td>11</td></tr> </tbody> </table>	Nominal Size (in.)	No. Threads Per Inch	1/4	19	3/8	19	1/2	14	5/8	14	3/4	14	1	11	1-1/4	11	<p>The British Standard Tapered Pipe Thread is similar to the NPTF pipe thread in that they both seal on the deformation of the threads. BSPT and NPTF are NOT interchangeable due to the fact that the thread angle differs. The BSPT thread angle is 55 degrees, and the NPTF thread angle is 60 degrees.</p> <table border="1"> <thead> <tr> <th>Nominal Size (in.)</th> <th>No. Threads Per Inch</th> </tr> </thead> <tbody> <tr><td>1/4</td><td>19</td></tr> <tr><td>3/8</td><td>19</td></tr> <tr><td>1/2</td><td>14</td></tr> <tr><td>5/8</td><td>14</td></tr> <tr><td>3/4</td><td>14</td></tr> <tr><td>1</td><td>11</td></tr> <tr><td>1-1/4</td><td>11</td></tr> </tbody> </table>	Nominal Size (in.)	No. Threads Per Inch	1/4	19	3/8	19	1/2	14	5/8	14	3/4	14	1	11	1-1/4	11																																																									
Nominal Size (in.)	No. Threads Per Inch																																																																																										
1/4	19																																																																																										
3/8	19																																																																																										
1/2	14																																																																																										
5/8	14																																																																																										
3/4	14																																																																																										
1	11																																																																																										
1-1/4	11																																																																																										
Nominal Size (in.)	No. Threads Per Inch																																																																																										
1/4	19																																																																																										
3/8	19																																																																																										
1/2	14																																																																																										
5/8	14																																																																																										
3/4	14																																																																																										
1	11																																																																																										
1-1/4	11																																																																																										
E QUICK COUPLERS	<h3>Female 30° Flare</h3> 	<h3>DIN Style Couplings</h3> 																																																																																									
F REUSABLE PUSHON ACCESS.	<p>The Female 30 Degree flare is similar to the JIC 37 Degree. The only differences are that the threads are a Metric straight thread and the sealing seat is 30 degrees. The seal is made on the 30 degree seat. This particular style of couplings is frequently referred to as a 'Komatsu' style connection.</p> <table border="1"> <thead> <tr> <th>Nominal Size (mm)</th> <th>Thread Size</th> <th>Female Thread I.D. (mm)</th> <th>Male Thread O.D. (mm)</th> </tr> </thead> <tbody> <tr><td>6</td><td>M14x1.5</td><td>12.5</td><td>14</td></tr> <tr><td>9</td><td>M18x1.5</td><td>16.5</td><td>18</td></tr> <tr><td>12</td><td>M22x1.5</td><td>20.5</td><td>22</td></tr> <tr><td>16</td><td>M24x1.5</td><td>22.5</td><td>24</td></tr> <tr><td>19</td><td>M30x1.5</td><td>28.5</td><td>30</td></tr> <tr><td>25</td><td>M33x1.5</td><td>31.5</td><td>33</td></tr> </tbody> </table>	Nominal Size (mm)	Thread Size	Female Thread I.D. (mm)	Male Thread O.D. (mm)	6	M14x1.5	12.5	14	9	M18x1.5	16.5	18	12	M22x1.5	20.5	22	16	M24x1.5	22.5	24	19	M30x1.5	28.5	30	25	M33x1.5	31.5	33	<p>DIN style couplings seal in several different configurations. The common male has a 24 degree included angle seat. Two of the female styles are represented above. The Female DIN Light seals on globeseal, and the Female DIN Heavy seals on a 24 degree seat with an O-ring. As expected the Female DIN Heavy is for higher pressure applications.</p> <table border="1"> <thead> <tr> <th>Nominal Size Light (mm)</th> <th>Nominal Size Heavy (mm)</th> <th>Thread Size (Metric)</th> <th>Female Thread ID (mm)</th> <th>Male Thread OD (mm)</th> </tr> </thead> <tbody> <tr><td>6</td><td></td><td>M12x1.5</td><td>10.6</td><td>12</td></tr> <tr><td>8</td><td>6</td><td>M14x1.5</td><td>12.5</td><td>14</td></tr> <tr><td>10</td><td>8</td><td>M16x1.5</td><td>14.5</td><td>16</td></tr> <tr><td>12</td><td>10</td><td>M18x1.5</td><td>16.5</td><td>18</td></tr> <tr><td></td><td>12</td><td>M20x1.5</td><td>18.5</td><td>20</td></tr> <tr><td></td><td>14</td><td>M22x1.5</td><td>20.5</td><td>22</td></tr> <tr><td></td><td>16</td><td>M24x1.5</td><td>22.5</td><td>24</td></tr> <tr><td>18</td><td></td><td>M26x1.5</td><td>24.5</td><td>26</td></tr> <tr><td>22</td><td>20</td><td>M30x2.0</td><td>28</td><td>30</td></tr> <tr><td>28</td><td>25</td><td>M36x2.0</td><td>34</td><td>36</td></tr> <tr><td></td><td>30</td><td>M42x2.0</td><td>40</td><td>42</td></tr> </tbody> </table>	Nominal Size Light (mm)	Nominal Size Heavy (mm)	Thread Size (Metric)	Female Thread ID (mm)	Male Thread OD (mm)	6		M12x1.5	10.6	12	8	6	M14x1.5	12.5	14	10	8	M16x1.5	14.5	16	12	10	M18x1.5	16.5	18		12	M20x1.5	18.5	20		14	M22x1.5	20.5	22		16	M24x1.5	22.5	24	18		M26x1.5	24.5	26	22	20	M30x2.0	28	30	28	25	M36x2.0	34	36		30	M42x2.0	40	42	
Nominal Size (mm)	Thread Size	Female Thread I.D. (mm)	Male Thread O.D. (mm)																																																																																								
6	M14x1.5	12.5	14																																																																																								
9	M18x1.5	16.5	18																																																																																								
12	M22x1.5	20.5	22																																																																																								
16	M24x1.5	22.5	24																																																																																								
19	M30x1.5	28.5	30																																																																																								
25	M33x1.5	31.5	33																																																																																								
Nominal Size Light (mm)	Nominal Size Heavy (mm)	Thread Size (Metric)	Female Thread ID (mm)	Male Thread OD (mm)																																																																																							
6		M12x1.5	10.6	12																																																																																							
8	6	M14x1.5	12.5	14																																																																																							
10	8	M16x1.5	14.5	16																																																																																							
12	10	M18x1.5	16.5	18																																																																																							
	12	M20x1.5	18.5	20																																																																																							
	14	M22x1.5	20.5	22																																																																																							
	16	M24x1.5	22.5	24																																																																																							
18		M26x1.5	24.5	26																																																																																							
22	20	M30x2.0	28	30																																																																																							
28	25	M36x2.0	34	36																																																																																							
	30	M42x2.0	40	42																																																																																							
G ADAPTERS	<table border="1"> <thead> <tr> <th>Nominal Size (mm)</th> <th>Thread Size</th> <th>Female Thread I.D. (mm)</th> <th>Male Thread O.D. (mm)</th> </tr> </thead> <tbody> <tr><td>6</td><td>M14x1.5</td><td>12.5</td><td>14</td></tr> <tr><td>9</td><td>M18x1.5</td><td>16.5</td><td>18</td></tr> <tr><td>12</td><td>M22x1.5</td><td>20.5</td><td>22</td></tr> <tr><td>16</td><td>M24x1.5</td><td>22.5</td><td>24</td></tr> <tr><td>19</td><td>M30x1.5</td><td>28.5</td><td>30</td></tr> <tr><td>25</td><td>M33x1.5</td><td>31.5</td><td>33</td></tr> </tbody> </table>	Nominal Size (mm)	Thread Size	Female Thread I.D. (mm)	Male Thread O.D. (mm)	6	M14x1.5	12.5	14	9	M18x1.5	16.5	18	12	M22x1.5	20.5	22	16	M24x1.5	22.5	24	19	M30x1.5	28.5	30	25	M33x1.5	31.5	33	<table border="1"> <thead> <tr> <th>Nominal Size Light (mm)</th> <th>Nominal Size Heavy (mm)</th> <th>Thread Size (Metric)</th> <th>Female Thread ID (mm)</th> <th>Male Thread OD (mm)</th> </tr> </thead> <tbody> <tr><td>6</td><td></td><td>M12x1.5</td><td>10.6</td><td>12</td></tr> <tr><td>8</td><td>6</td><td>M14x1.5</td><td>12.5</td><td>14</td></tr> <tr><td>10</td><td>8</td><td>M16x1.5</td><td>14.5</td><td>16</td></tr> <tr><td>12</td><td>10</td><td>M18x1.5</td><td>16.5</td><td>18</td></tr> <tr><td></td><td>12</td><td>M20x1.5</td><td>18.5</td><td>20</td></tr> <tr><td></td><td>14</td><td>M22x1.5</td><td>20.5</td><td>22</td></tr> <tr><td></td><td>16</td><td>M24x1.5</td><td>22.5</td><td>24</td></tr> <tr><td>18</td><td></td><td>M26x1.5</td><td>24.5</td><td>26</td></tr> <tr><td>22</td><td>20</td><td>M30x2.0</td><td>28</td><td>30</td></tr> <tr><td>28</td><td>25</td><td>M36x2.0</td><td>34</td><td>36</td></tr> <tr><td></td><td>30</td><td>M42x2.0</td><td>40</td><td>42</td></tr> </tbody> </table>	Nominal Size Light (mm)	Nominal Size Heavy (mm)	Thread Size (Metric)	Female Thread ID (mm)	Male Thread OD (mm)	6		M12x1.5	10.6	12	8	6	M14x1.5	12.5	14	10	8	M16x1.5	14.5	16	12	10	M18x1.5	16.5	18		12	M20x1.5	18.5	20		14	M22x1.5	20.5	22		16	M24x1.5	22.5	24	18		M26x1.5	24.5	26	22	20	M30x2.0	28	30	28	25	M36x2.0	34	36		30	M42x2.0	40	42	
Nominal Size (mm)	Thread Size	Female Thread I.D. (mm)	Male Thread O.D. (mm)																																																																																								
6	M14x1.5	12.5	14																																																																																								
9	M18x1.5	16.5	18																																																																																								
12	M22x1.5	20.5	22																																																																																								
16	M24x1.5	22.5	24																																																																																								
19	M30x1.5	28.5	30																																																																																								
25	M33x1.5	31.5	33																																																																																								
Nominal Size Light (mm)	Nominal Size Heavy (mm)	Thread Size (Metric)	Female Thread ID (mm)	Male Thread OD (mm)																																																																																							
6		M12x1.5	10.6	12																																																																																							
8	6	M14x1.5	12.5	14																																																																																							
10	8	M16x1.5	14.5	16																																																																																							
12	10	M18x1.5	16.5	18																																																																																							
	12	M20x1.5	18.5	20																																																																																							
	14	M22x1.5	20.5	22																																																																																							
	16	M24x1.5	22.5	24																																																																																							
18		M26x1.5	24.5	26																																																																																							
22	20	M30x2.0	28	30																																																																																							
28	25	M36x2.0	34	36																																																																																							
	30	M42x2.0	40	42																																																																																							
H FABRICATION EQUIPMENT	<table border="1"> <thead> <tr> <th>Nominal Size (mm)</th> <th>Thread Size</th> <th>Female Thread I.D. (mm)</th> <th>Male Thread O.D. (mm)</th> </tr> </thead> <tbody> <tr><td>6</td><td>M14x1.5</td><td>12.5</td><td>14</td></tr> <tr><td>9</td><td>M18x1.5</td><td>16.5</td><td>18</td></tr> <tr><td>12</td><td>M22x1.5</td><td>20.5</td><td>22</td></tr> <tr><td>16</td><td>M24x1.5</td><td>22.5</td><td>24</td></tr> <tr><td>19</td><td>M30x1.5</td><td>28.5</td><td>30</td></tr> <tr><td>25</td><td>M33x1.5</td><td>31.5</td><td>33</td></tr> </tbody> </table>	Nominal Size (mm)	Thread Size	Female Thread I.D. (mm)	Male Thread O.D. (mm)	6	M14x1.5	12.5	14	9	M18x1.5	16.5	18	12	M22x1.5	20.5	22	16	M24x1.5	22.5	24	19	M30x1.5	28.5	30	25	M33x1.5	31.5	33	<table border="1"> <thead> <tr> <th>Nominal Size Light (mm)</th> <th>Nominal Size Heavy (mm)</th> <th>Thread Size (Metric)</th> <th>Female Thread ID (mm)</th> <th>Male Thread OD (mm)</th> </tr> </thead> <tbody> <tr><td>6</td><td></td><td>M12x1.5</td><td>10.6</td><td>12</td></tr> <tr><td>8</td><td>6</td><td>M14x1.5</td><td>12.5</td><td>14</td></tr> <tr><td>10</td><td>8</td><td>M16x1.5</td><td>14.5</td><td>16</td></tr> <tr><td>12</td><td>10</td><td>M18x1.5</td><td>16.5</td><td>18</td></tr> <tr><td></td><td>12</td><td>M20x1.5</td><td>18.5</td><td>20</td></tr> <tr><td></td><td>14</td><td>M22x1.5</td><td>20.5</td><td>22</td></tr> <tr><td></td><td>16</td><td>M24x1.5</td><td>22.5</td><td>24</td></tr> <tr><td>18</td><td></td><td>M26x1.5</td><td>24.5</td><td>26</td></tr> <tr><td>22</td><td>20</td><td>M30x2.0</td><td>28</td><td>30</td></tr> <tr><td>28</td><td>25</td><td>M36x2.0</td><td>34</td><td>36</td></tr> <tr><td></td><td>30</td><td>M42x2.0</td><td>40</td><td>42</td></tr> </tbody> </table>	Nominal Size Light (mm)	Nominal Size Heavy (mm)	Thread Size (Metric)	Female Thread ID (mm)	Male Thread OD (mm)	6		M12x1.5	10.6	12	8	6	M14x1.5	12.5	14	10	8	M16x1.5	14.5	16	12	10	M18x1.5	16.5	18		12	M20x1.5	18.5	20		14	M22x1.5	20.5	22		16	M24x1.5	22.5	24	18		M26x1.5	24.5	26	22	20	M30x2.0	28	30	28	25	M36x2.0	34	36		30	M42x2.0	40	42	
Nominal Size (mm)	Thread Size	Female Thread I.D. (mm)	Male Thread O.D. (mm)																																																																																								
6	M14x1.5	12.5	14																																																																																								
9	M18x1.5	16.5	18																																																																																								
12	M22x1.5	20.5	22																																																																																								
16	M24x1.5	22.5	24																																																																																								
19	M30x1.5	28.5	30																																																																																								
25	M33x1.5	31.5	33																																																																																								
Nominal Size Light (mm)	Nominal Size Heavy (mm)	Thread Size (Metric)	Female Thread ID (mm)	Male Thread OD (mm)																																																																																							
6		M12x1.5	10.6	12																																																																																							
8	6	M14x1.5	12.5	14																																																																																							
10	8	M16x1.5	14.5	16																																																																																							
12	10	M18x1.5	16.5	18																																																																																							
	12	M20x1.5	18.5	20																																																																																							
	14	M22x1.5	20.5	22																																																																																							
	16	M24x1.5	22.5	24																																																																																							
18		M26x1.5	24.5	26																																																																																							
22	20	M30x2.0	28	30																																																																																							
28	25	M36x2.0	34	36																																																																																							
	30	M42x2.0	40	42																																																																																							
J THREAD ID TECHNICAL	<table border="1"> <thead> <tr> <th>Nominal Size (mm)</th> <th>Thread Size</th> <th>Female Thread I.D. (mm)</th> <th>Male Thread O.D. (mm)</th> </tr> </thead> <tbody> <tr><td>6</td><td>M14x1.5</td><td>12.5</td><td>14</td></tr> <tr><td>9</td><td>M18x1.5</td><td>16.5</td><td>18</td></tr> <tr><td>12</td><td>M22x1.5</td><td>20.5</td><td>22</td></tr> <tr><td>16</td><td>M24x1.5</td><td>22.5</td><td>24</td></tr> <tr><td>19</td><td>M30x1.5</td><td>28.5</td><td>30</td></tr> <tr><td>25</td><td>M33x1.5</td><td>31.5</td><td>33</td></tr> </tbody> </table>	Nominal Size (mm)	Thread Size	Female Thread I.D. (mm)	Male Thread O.D. (mm)	6	M14x1.5	12.5	14	9	M18x1.5	16.5	18	12	M22x1.5	20.5	22	16	M24x1.5	22.5	24	19	M30x1.5	28.5	30	25	M33x1.5	31.5	33	<table border="1"> <thead> <tr> <th>Nominal Size Light (mm)</th> <th>Nominal Size Heavy (mm)</th> <th>Thread Size (Metric)</th> <th>Female Thread ID (mm)</th> <th>Male Thread OD (mm)</th> </tr> </thead> <tbody> <tr><td>6</td><td></td><td>M12x1.5</td><td>10.6</td><td>12</td></tr> <tr><td>8</td><td>6</td><td>M14x1.5</td><td>12.5</td><td>14</td></tr> <tr><td>10</td><td>8</td><td>M16x1.5</td><td>14.5</td><td>16</td></tr> <tr><td>12</td><td>10</td><td>M18x1.5</td><td>16.5</td><td>18</td></tr> <tr><td></td><td>12</td><td>M20x1.5</td><td>18.5</td><td>20</td></tr> <tr><td></td><td>14</td><td>M22x1.5</td><td>20.5</td><td>22</td></tr> <tr><td></td><td>16</td><td>M24x1.5</td><td>22.5</td><td>24</td></tr> <tr><td>18</td><td></td><td>M26x1.5</td><td>24.5</td><td>26</td></tr> <tr><td>22</td><td>20</td><td>M30x2.0</td><td>28</td><td>30</td></tr> <tr><td>28</td><td>25</td><td>M36x2.0</td><td>34</td><td>36</td></tr> <tr><td></td><td>30</td><td>M42x2.0</td><td>40</td><td>42</td></tr> </tbody> </table>	Nominal Size Light (mm)	Nominal Size Heavy (mm)	Thread Size (Metric)	Female Thread ID (mm)	Male Thread OD (mm)	6		M12x1.5	10.6	12	8	6	M14x1.5	12.5	14	10	8	M16x1.5	14.5	16	12	10	M18x1.5	16.5	18		12	M20x1.5	18.5	20		14	M22x1.5	20.5	22		16	M24x1.5	22.5	24	18		M26x1.5	24.5	26	22	20	M30x2.0	28	30	28	25	M36x2.0	34	36		30	M42x2.0	40	42	
Nominal Size (mm)	Thread Size	Female Thread I.D. (mm)	Male Thread O.D. (mm)																																																																																								
6	M14x1.5	12.5	14																																																																																								
9	M18x1.5	16.5	18																																																																																								
12	M22x1.5	20.5	22																																																																																								
16	M24x1.5	22.5	24																																																																																								
19	M30x1.5	28.5	30																																																																																								
25	M33x1.5	31.5	33																																																																																								
Nominal Size Light (mm)	Nominal Size Heavy (mm)	Thread Size (Metric)	Female Thread ID (mm)	Male Thread OD (mm)																																																																																							
6		M12x1.5	10.6	12																																																																																							
8	6	M14x1.5	12.5	14																																																																																							
10	8	M16x1.5	14.5	16																																																																																							
12	10	M18x1.5	16.5	18																																																																																							
	12	M20x1.5	18.5	20																																																																																							
	14	M22x1.5	20.5	22																																																																																							
	16	M24x1.5	22.5	24																																																																																							
18		M26x1.5	24.5	26																																																																																							
22	20	M30x2.0	28	30																																																																																							
28	25	M36x2.0	34	36																																																																																							
	30	M42x2.0	40	42																																																																																							
WWW.COUPLAMATIC.COM	<p style="text-align: center;">J-2 Couplamatic Systems Inc. Hydraulic Catalog 2025</p>																																																																																										

Technical Information

Hose Standards and Specifications:

Hose Part #	Page #	SAE	DOT/FMVSS	MSHA	USCG	ISO	EN	Notes	
1SN	A-1	100R1AT		*		ISO 1436	EN 853 Type 1SN		HOSE A
57MB-2	A-2	100R2AT		*					
R2AT	A-2	100R2AT		*					
2SN	A-3			*		ISO 1436	EN 853 Type 2SN		
2SK	A-3			*					
HPIII	A-4	100R16		*					VAR-CRIMP COUPLINGS B
R16CS	A-4	100R16		*					
R16	A-5	100R16		*		ISO 11237-1	EN 853 Type 2SC		
CS-GUARD R16	A-5	100R16		*	*	ISO 11237-1	EN 853 Type 2SC		
ULTRA R16	A-6	100R16		*		ISO 11237-1	EN 853 Type 2SC		
DH16	A-6	100R16		*		ISO 11237-1	EN 853 Type 2SC		
DHEX16	A-7	100R16		*		ISO 11237-1	EN 853 Type 2SC		GRIP CRIMP COUPLINGS C
HPI	A-7	100R17		*					
R17R	A-8	100R17		*					
R17	A-8	100R17		*		ISO 18752			
WDH17	A-9	100R17		*		ISO 11237-1			
R19	A-9	100R19		*		ISO 18752			3 SERIES THERMOPLASTIC D
R3	A-10	100R3		*					
R4	A-10	100R4		*					
R5	A-11	100R5	106 Type All					3/16" - 5/8"	
HTR5	A-11	100R5	106 Type All					3/16" - 5/8"	
R6	A-12	100R6					EN 854 R6		
H7	A-12	100R7							QUICK COUPLERS E
H7TL	A-13	100R7							
H7NC	A-13	100R7							
H7TLNC	A-14	100R7							
RD7	A-14	100R7						ANSI 92.2	
RD7TL	A-15	100R7						ANSI 92.2	
RD7NC	A-15	100R7						ANSI 92.2	
RD7TLNC	A-16	100R7						ANSI 92.2	
HS8	A-16	100R8							REUSABLE, PUSHON, ACCESS. F
HS8NC	A-17	100R8							
R18	A-17	100R18							
SP580	A-18	100R12		*			EN 856 R12		
R12	A-18	100R12		*		ISO 1307	EN 856 R12		
CS-FLEX 4	A-19			*		ISO 18752			ADAPTERS G
CS-GUARD FLEX 4	A-19			*	*	ISO 18752			
DHEXR12	A-20	100R12		*		ISO 1307	EN 856 R12		
CS-FLEX 5	A-20			*		ISO 18752			
R13	A-21	100R13		*		ISO 1307	EN 856 R13		FABRICATION EQUIPMENT H
DHEXR13	A-21	100R13		*		ISO 1307	EN 856 R13		
CS-FLEX 6	A-22			*		ISO 18752			
R15	A-22	100R15		*		ISO 1307	EN 856 R15		
4SH	A-23			*		ISO 1307	EN 856 4SH		THREAD ID TECHNICAL J
JH2	A-23					ISO 1307			
TR14	A-27	100R14							
3284H	A-27								
F204	A-28							R12 & R134A	
025H	A-28								WWW. COUPLAMATIC COM WWW
024H	A-29								
026H	A-29								
J1402A	A-30	J1402A	106 Type All				DIN 74310		

Technical Information

Recommended Working Pressures (PSI) and Temperatures by hose type:

Note: Maximum working pressure of a hose assembly is the lesser of the rated pressure of the hose or the end connection.

	HOSE #	PAGE #	SAE	-2	-3	-4	-5	-6	-8	-10	-12	-16	-20	-24	-32	TEMPERATURE
HOSE A	1SN	A-1	100R1AT			3250		2600	2325		1525	1275	900	725	580	-40 to +212F
	57MB-2	A-2	100R2AT			5000		4000	3500	2750	2250	2000				-40 to +212F
	R2AT	A-2	100R2AT			5000		4000	3500	2750	2250	2000				-40 to +212F
	2SN	A-3				5800		4800	4000	3625	3125	2400	1800	1300	1150	-40 to +212F
	2SK	A-3				6530		5585	5000	4625	4350	3250	2500			-40 to +212F
VARIABLE CRIMP COUPLINGS B	HPIII	A-4	100R16			5000		4000	3500	2750	2250	2000				-40 to +212F
	R16CS	A-4	100R16								2250	2000				-40 to +212F
	R16	A-5	100R16			5800		5000	4250	3625	3125	2500				-40 to +212F
	CS-GUARD R16	A-5	100R16			5800		5000	4250	3625	3125	2500				-40 to +212F
	ULTRA R16	A-6	100R16			5800		5000	4250	3625	3125	2500				-58 to +275F
GRIP CRIMP COUPLINGS C	DH16	A-6	100R16			5800		5000	4250	3625	3125	2500				-40 to +212F
	DHEX16	A-7	100R16			5800		5000	4250	3625	3125	2500				-40 to +212F
	HPI	A-7	100R17			3000		3000	3000		3000	3000				-40 to +212F
	R17R	A-8	100R17			3000		3000	3000							-40 to +212F
	R17	A-8	100R17			3000		3000	3000	3000	3000	3000				-40 to +212F
3 SERIES THERMOPLASTIC D	WDH17	A-9	100R17			3000		3000	3000	3000	3000	3000				-40 to +212F
	R19	A-9	100R19			4000		4000	4000	4000	4000	4000				-40 to +212F
	R3	A-10	100R3			1250		1125	1000		750	565				-40 to +212F
	R4	A-10	100R4								300	250	200	150	100	-40 to +212F
	R5	A-11	100R5			3000	3000	2250	2000	1750	1500	800	625	500	350	-40 to +212F
QUICK COUPLERS E	HTR5	A-11	100R5			3000	3000	2250	2000	1750	1500	800	625	500	350	-40 to +300F
	R6	A-12	100R6			400		400	400							-40 to +212F
	H7	A-12	100R7	3000	3000	2750	2500	2250	2000		1250	1000				-40 to +212F
	H7TL	A-13	100R7			2750	2500	2250	2000							-40 to +212F
	H7NC	A-13	100R7			2750	2500	2250	2000							-40 to +212F
REUSABLE PUSH-ON ACCESS F	H7TLNC	A-14	100R7			2750	2500	2250	2000							-40 to +212F
	RD7	A-14	100R7			2750	2500	2250								-40 to +212F
	RD7TL	A-15	100R7			2750	2500	2250								-40 to +212F
	RD7NC	A-15	100R7			2750	2500	2250								-40 to +212F
	RD7TLNC	A-16	100R7			2750	2500	2250								-40 to +212F
ADAPTERS G	HS8	A-16	100R8		5000	5000		4000	3500							-40 to +212F
	HS8NC	A-17	100R8			5000		4000	3500							-40 to +212F
	R18	A-17	100R18			3000		3000								-70 to +212F
	SP580	A-18	100R12						4000		4000	4000	3000	2500	2500	-40 to +250F
	R12	A-18	100R12						4000		4000	4000	3000	2500	2500	-40 to +250F
FABRICATION EQUIPMENT H	CS-FLEX 4	A-19							4000	4000	4000	4000	4000	4000	4000	-40 to +250F
	CS-GUARD FLEX 4	A-19							4000	4000	4000	4000	4000	4000	4000	-40 to +250F
	DHEXR12	A-20	100R12						4000		4000	4000	3000	2500	2500	-40 to +250F
	CS-FLEX 5	A-20							5500		5500	5000	5000	5075	5075	-40 to +250F
	R13	A-21	100R13								5000	5000	5000	5000	5000	-40 to +250F
THREAD ID TECHNICAL J	DHEXR13	A-21	100R13								5000	5000	5000	5000	5000	-40 to +250F
	CS-FLEX 6	A-22								6090	6090	6090	6090	6090		-40 to +250F
	R15	A-22	100R15								6090	6090	6090	6090		-40 to +250F
	4SH	A-23							6090		6090	5510	5075	4205		-40 to +212F
	JH2	A-23				10000		10000								-40 to +212F
WWW. COUPLAMATIC .COM WWW	TR14	A-27	100R14		3000	3000	2500	2250	1500		1100	900				-65 to +400F
	3284H	A-27							300		300	300	300	300		-40 to +200F
	F204	A-28						500	500	500	350					-22 to +257F
	025H	A-28			300			300	300	300	300					-40 to +190F
	024H	A-29			300			300	300	300	300					-40 to +190F
MP-R GP-B / GP-R MP	026H	A-29			300			300	300	300	300					-40 to +200F
	J1402A	A-30	J1402A					225								-40 to +200F
	JH300R	A-30									300					-30 to +212F
	MP-R	A-31			300			300	300	300	300	300	250	250		-30 to +212F
GP-B / GP-R	A-31			300			300	300	300	300	300	200	200		-40 to +212F	

Technical Information

Coupling Codes and Configurations:

Fitting Series
CS - Vari-Crimp Series
A - A-Series
GC - GC-Series
GW - GW Series
R5 - R5 Series
T - T-Series
3 - 3-Series
4GC - 4GC-Series
6GC - 6GC-Series
4SH - 4SH-Series

Coupling Code
See Coupling Codes Below

Hose Size
-2
-3
-4
-5
-6
-8
-10
-12
-16
-20
-24
-32

Fitting Size / Thread / Tube Size
-2
-3
-4
-5
-6
-8
-10
-12
-16
-20
-24
-32
Metric Tube Sizes

CS 09 - 8 X 8

Example Shown: CS - Vari-Crimp, 09 - JIC 37° Swivel Female, Hose size -8 (1/2"), 8 - 3/4x16 Thread / 1/2" Tube size

Series	Coupling Description
xx01	NPTF Solid Male
xx02	NPTF Solid Female
xx03	Solid Female Grease Tap
xx04	NPTF Swivel Male
xx05	NPSM Swivel Female
xx06	SAE 45° Solid Male
xx07	SAE 45° Swivel Female
xx08	JIC 37° Solid Male
xx09	JIC 37° Swivel Female
xx10	BSPP Swivel Female
xx11	ORB Solid Male
xx12	ORB Swivel Male
xx13	Hose Splicer
xx14	90° NPTF Swivel Male
xx15	ORB 90° Swivel Male
xx16	NPTF Swivel Female
xx17	JIC 37° 90° Swivel Female
xx18	Male Straight Inverted Flare
xx19	45° Bend Male Inverted Flare
xx20	90° Bend Male Inverted Flare
xx21	Standpipe Coupling
xx22	45° Bend SAE Swivel Female
xx23	90° Bend SAE Swivel Female
xx24	90° JIC/SAE Dual Seat Swivel Female (Med Drop)
xx25	45° JIC/SAE Dual Seat Swivel Female
xx26	90° JIC/SAE Dual Seat Swivel Female
xx27	90° JIC/SAE Dual Seat Swivel Female (Long Drop)
xx28	Tube Repair
xx29	ORF Solid Male
xx30	ORF Straight Tube Swivel Female
xx31	45° ORF Swivel Female
xx32	90° ORF Swivel Female (Short Drop)
xx33	90° ORF Swivel Female (Long Drop)
xx34	90° ORF Swivel Female (Med Drop)
xx35	BSPT Solid Male
xx36	BSPP Solid Male
xx37	DIN Universal Seat Female Swivel (Light)
xx38	DIN 24° Seat Female Swivel (Heavy)

Series	Coupling Description
xx39	Female Swivel 30° flare (Komatsu)
xx40	JIS 30° flare Swivel Female
xx41	DIN Universal Seat Female 45° Swivel (Light)
xx42	DIN 24 degree seat Female 45° Swivel (Heavy)
xx43	BSPP Swivel Female 45° tube
xx44	DIN Universal Seat Female 90° Swivel (Light)
xx45	DIN 24 degree Seat Female 90° Swivel (Heavy)
xx46	BSPP Swivel Female 90° tube
xx47	Code 61 Split Flange Straight
xx48	Code 61 Split Flange 22.5° tube
xx49	Code 61 Split Flange 30° tube
xx50	Code 61 Split Flange 45° tube
xx51	Code 61 Split Flange 60° tube
xx52	Code 61 Split Flange 67.5° tube
xx53	Code 61 Split Flange 90° tube
xx54	Code 61 Split Flange 90° tube Long Drop
xx55	Code 61 Split Flange 100° tube
xx56	Code 61 Split Flange 110° tube
xx57	Code 61 Split Flange 135° tube
xx60	Code 62 Split Flange Straight
xx61	Code 62 Split Flange 45° tube
xx62	Code 62 Split Flange 90° tube
xx63	Code 62 Split Flange 90° tube Long Drop
xx64	Female JIS 30° Flare - 45° tube
xx65	Female JIS 30° Flare - 90° tube
xx66	Male DIN Solid 24° Seat (Light)
xx67	Male DIN Solid 24° Seat (Heavy)
xx68	Female JIC Straight Tube Style
xx70	Routing Sleeve
xx75	ORF Straight Swivel Female Short Rise
xx80	Extra Heavy Duty Flange Straight
xx81	Extra Heavy Duty Flange 45° tube
xx82	Extra Heavy Duty Flange 90° tube
xx83	Extra Heavy Duty Flange 90° tube Long Drop
xxAP	API Pipe Thread
xxHUF	Female 1502 Hammer Union
xxHUM	Male 1502 Hammer Union

A	HOSE
B	VARI-CRIMP COUPLINGS
C	GRIP CRIMP COUPLINGS
D	3 SERIES THERMOPLASTIC
E	QUICK COUPLERS
F	REUSABLES, PUSHON, ACCESS.
G	ADAPTERS
H	FABRICATION EQUIPMENT
J	THREAD ID TECHNICAL
WWW.COUPLAMATIC.COM	

Technical Information

Recommended Working Pressures (PSI) by connection type:

Note: Maximum working pressure of a hose assembly is the lesser of the rated pressure of the hose or the end connection.

HOSE A	Thread Style	Series Code	Pressure Rating (PSI)												
			-2	-3	-4	-5	-6	-8	-10	-12	-16	-20	-24	-32	
VAR-CRIMP COUPLINGS B	Male Pipe	01	10000		10000		10000	10000		7500	6000	5000	3000	2500	
	Female Pipe	02, 05	7500		7000		6000	5000		4000	3000	2500			
	Male BSP	36			9000		8000	6000		5000					
	Female BSP	10, 43, 46			9000		8000	6000	5500	5000	4000	3500			
	JIS/Metric	35, 39, 40			5000		5000	5000		4000	3000	2500			
	O-Ring Swivel	04, 12, 14, 15, 16			3000	3000	3000	3000	2750	2250	2000				
GRIP CRIMP COUPLINGS C	JIC/ORB	08, 09, 11, 24, 25, 26, 27		6000	6000	6000	5000	5000	5000	5000	4000	3000	2500	2500	
	SAE	07, 22, 23					3000			2250					
	Tube Repair	28			6000	6000	5500	5500	4000	4000	3500				
	SAE Inverted	18, 19, 20			2750	2500	2250	2000							
	O-Ring Face	30, 31, 32, 33, 34			9000		9000	9000	6000	6000	6000	4000	4000		
3 SERIES THERMOPLASTIC D	Code 61	47, 48, 49, 50, 51, 52, 53,							5000		5000	5000	4000	4000	3000
	Code 62	60, 61, 62, 63									6000	6000	6000	6000	6000
	EHD Flanges	80, 81, 82, 83									6000	6000	6000	6000	6000
	Thread Style	Series Code	6mm	8mm	10m	12m	14m	15m	16m	18m	20m	22m	25m	28m	30mm
	DIN Light	37, 41, 44	3500	3500	3500	3500		3500		2250		2250		1400	
	DIN Heavy	38, 42, 45		9000	9000	9000	9000		6000		6000		6000		6000

Torque Values and Conversions

JIC and SAE Connection Torque Values

ORF (O-Ring Face Seal) Connection Torque Values

Size	Pound Foot	Pound Inch	Newton Meters	Size	Pound Foot	Pound Inch	Newton Meters
-2	6 - 7	72 - 84	8 - 9	-4	18 - 20	221 - 243	25 - 28
-3	8 - 9	96 - 108	11 - 12	-5	22 - 24	266 - 292	30 - 33
-4	11 - 13	130 - 150	15 - 17	-6	30 - 32	354 - 389	40 - 44
-5	14 - 16	165 - 195	19 - 22	-8	41 - 45	487 - 535	55 - 61
-6	20 - 22	235 - 265	27 - 30	-10	44 - 49	531 - 584	60 - 66
-8	44 - 48	525 - 575	59 - 65	-12	66 - 73	797 - 876	90 - 99
-10	50 - 58	600 - 700	68 - 79	-14	85 - 93	1018 - 1120	115 - 127
-12	79 - 88	950 - 1050	107 - 119	-16	92 - 101	1106 - 1217	125 - 138
-14	94 - 103	1128 - 1236	127 - 140	-20	125 - 138	1505 - 1655	170 - 187
-16	117 - 125	1400 - 1500	158 - 169	-24	148 - 162	1770 - 1947	200 - 220
-20	158 - 175	1900 - 2100	215 - 237	-32	376 - 414	4514 - 4965	510 - 561
-24	188 - 213	2250 - 2550	254 - 288				
-32	250 - 283	3000 - 3400	339 - 384				

NPTF / NPSM Connection Torque Values

Torque and Metric Conversions

Size	Turns from Finger Tight	Pound Inch	Newton Meters
-2	3/4 - 1 3/4	8 - 12	11 - 16
-4	3/4 - 1 3/4	21 - 25	28 - 34
-6	3/4 - 1 3/4	36 - 40	49 - 54
-8	1/2 - 1 1/2	50 - 54	68 - 73
-12	1/2 - 1 1/2	74 - 78	100 - 106
-16	1/2 - 1 1/2	108 - 112	146 - 152
-20	1/2 - 1 1/2	150 - 154	203 - 209
-24	1/2 - 1 1/2	207 - 211	281 - 286
-32	1/2 - 1 1/2	296 - 300	401 - 407

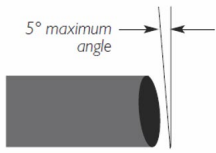
Pound Inch = Pound Foot x 12
 Pound Foot = Pound Inch x 0.083
 Pound Inch = Newton Meter x 8.85
 Pound Foot = Newton Meter x 0.737
 Newton Meter = Pound Inch x 0.113
 Newton Meter = Pound Foot x 1.356

inches x 25.4 = millimeters (mm)
 inches x 2.54 = centimeters (cm)
 feet x .3048 = meters (m)
 yard x .9144 = meters (m)
 psi x .0689 = bar
 psi x .0069 = Megapascals (MPa)
 millimeter x .0394 = inch (in)
 centimeter x .3937 = inch (in)
 meters x 3.281 = feet (ft)
 meters x 1.0936 = yards (yd)
 bar x 14.5 = psi
 Megapascals x 145.0 = psi


Due to the variety of factors which affect the turns method, the values indicated are approximate and should be used only for initial installation, by experienced installation personnel.

Hose Assembly Guidelines:

Cutting Hose



When cutting any hose, keep the cut as straight as possible and square with the side of the hose. The maximum allowable angle of a cut is 5°.



Insertion Depth



Ensure hose is inserted to the proper insertion depth into the fitting prior to crimping.

Use insertion depth blocks or measure to mark a line on the hose to the proper insertion depth.

Selecting Crimp OD

When selecting the correct crimp O.D. there are many factors that need to be known

- Type of hose to be used
- Type of fitting to be used
- Type of crimper to be used
- Crimper die selection

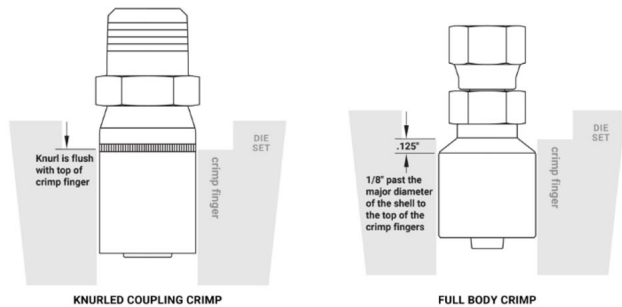


Crimping Hose

- Find the correct crimp O.D. on the crimp chart
- Use the correct dies and spacer plate for the desired crimp O.D.
- Lubricate cone to reduce friction



Crimping Hose



Crimping Hose

- Insert dies and fitting assembly into crimper
- Place spacer plate on top of dies, ensuring the plate is centered
- Line up crimp die to top edge of knurl mark of fitting

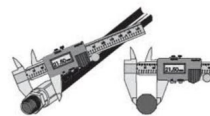


Crimping Hose

- Push foot pedal/button to begin crimping process
- Crimper should bottom out and retract once foot pedal/button has been released
- Inspect fitting crimp for issues and measure crimp O.D.



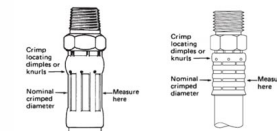
Fitting Crimp Measurement



Measure crimp diameter on the flat surfaces in the middle of the crimp length of the crimped ferrule. Do not use the raised ridges for measurement.

Repeat measurement 90° apart to get multiple measurements use the smallest crimp diameter as the actual reading.

Never use hose assemblies with incorrect crimp diameters.



A HOSE

B VAR-CRIMP COUPLINGS

C GRIP CRIMP COUPLINGS

D 3 SERIES THERMOPLASTIC

E QUICK COUPLERS

F REUSABLES, PUSH-ON, ACCESS.

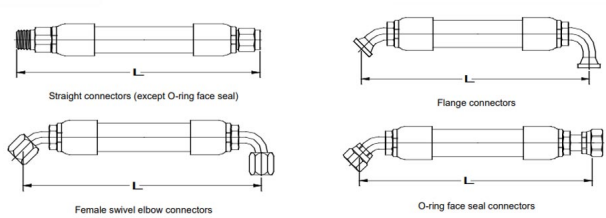
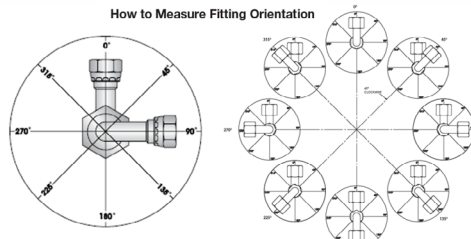
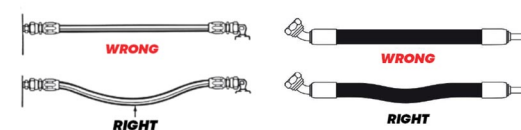
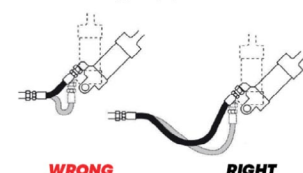
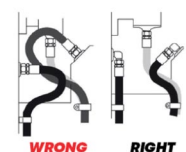
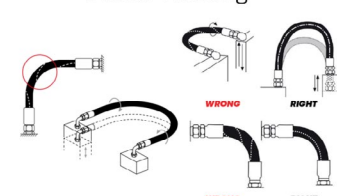
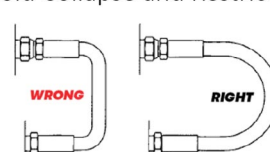
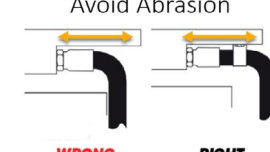
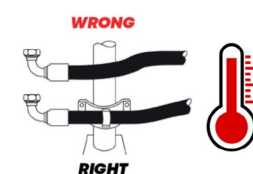
G ADAPTERS

H FABRICATION EQUIPMENT

J THREAD ID TECHNICAL

WWW.COUPLAMATIC.COM

Hose Assembly Guidelines:

A HOSE	<h3>Assembly measurement</h3>  <p>Straight connectors (except O-ring face seal)</p> <p>Flange connectors</p> <p>Female swivel elbow connectors</p> <p>O-ring face seal connectors</p>	<h3>Clocking</h3> <p>How to Measure Fitting Orientation</p>  <p>Orientation is determined by the number of degrees measured in a clockwise direction between the farthest fitting and the nearest fitting.</p>		
B VARIABLE CRIMP COUPLINGS	<h3>Straight Hose Installations</h3>  <p>WRONG</p> <p>RIGHT</p> <p>When hoses are installed in a straight line, without any bends, they shouldn't be stretched tightly between the couplings on either end. Leave a small amount of slack. This allows the hose to cope with the pressure that's applied when the hydraulic system is active.</p>	<h3>Flexing Applications</h3>  <p>WRONG</p> <p>RIGHT</p> <p>Use proper length hose to maintain adequate bend radius.</p> <p>Hoses that are connected to moving parts need to be long enough to handle the full range of movement.</p>		
C GRIP CRIMP COUPLINGS	<h3>Bending Application</h3>  <p>WRONG</p> <p>RIGHT</p> <p>At bends, provide sufficient hose so that it does not have a bend radius less than its recommended minimum bend radius. Too tight a bend may kink the hose and restrict or stop the fluid flow. In many cases the proper use of adapters and hose fittings can eliminate tight bends or kinks.</p>	<h3>Avoid Twisting</h3>  <p>WRONG</p> <p>RIGHT</p> <p>Do not install hose with a twisted position. If pressure is applied to a twisted hose, it can lead to hose failure, loose connections and shortened hose lifespan.</p> <p>When bending hoses, keep them in the same plane.</p>		
D 3 SERIES THERMOPLASTIC	<h3>Avoid Collapse and Restriction</h3>  <p>WRONG</p> <p>RIGHT</p> <p>To avoid hose collapse and flow restriction, keep hose bend radius as large as possible.</p> <p>Refer to hose specification tables for minimum bend radius.</p>	<h3>Avoid Abrasion</h3>  <p>WRONG</p> <p>RIGHT</p> <p>Hoses should be installed in such a way that they aren't rubbing against other parts of the machine, especially moving parts and corners that might cut into the hose over time.</p> <p>Clamps are often required to keep hoses in position and support long hose runs. Use clamps of the correct size. A clamp too large allows hose to move inside the clamp and causes abrasion.</p>		
E QUICK COUPLERS	<h3>Avoid Heat</h3>  <p>WRONG</p> <p>RIGHT</p> <p>High temperatures can damage hoses and shorten their lifespans. Hose assemblies should be installed in a way that keeps the hoses away from hot parts of the machine. If that's not possible, insulate the hoses with protective sleeving.</p>			
F REUSABLE PUSH-IN ACCESS	G ADAPTERS	H FABRICATION EQUIPMENT	J THREAD ID TECHNICAL	WWW.COUPLAMATIC.COM

Quality Statement and Limited Warranty

QUALITY STATEMENT:

At Couplamatic Systems, Inc., we are committed to delivering unparalleled quality in every product we offer. Our couplings are manufactured in ISO 9001 certified facilities, ensuring that every phase of production meets the highest standards of quality and efficiency. Additionally, each coupling undergoes rigorous testing according to SAE/ISO standards to guarantee optimal performance and reliability. We stand behind our products with confidence, knowing that they are crafted with precision and care to meet the exacting demands of our customers.

LIMITED WARRANTY:

Couplamatic Systems, Inc. (“CSI”) warrants that products sold by it will be free from defects in materials and workmanship. This warranty is limited by and subject to the following terms and conditions. In the event of a defect in materials or workmanship of a CSI product, and a timely claim is made, CSI will either, at CSI’s discretion, repair or replace the defective product or provide a credit for future or replacement purchases from CSI upon the purchaser’s return of the defective product. This limited warranty commences at the date of purchase of the product from CSI and extends for a period of 1 year. To make a warranty claim, a purchaser shall, within the 1-year warranty period and no later than 30 days after discovering the defect, contact CSI at 250413 Skyport Drive, Scottsbluff NE 69361 or 308-632-2112 for further instructions on completing a warranty claim. A purchaser may be required to return the product, at the purchaser’s expense, for inspection by CSI to determine whether a material or workmanship defect existed at the time of purchase. There are no other warranties express or implied, including without limitation the implied warranty of merchantability and the implied warranty of fitness for a particular purpose, which extend beyond the face of this Limited Warranty. The remedies available as set forth above in this Limited Warranty (i.e. repair, replacement, or credit at CSI’s discretion) provide for the purchaser’s sole and exclusive remedies for, and the sole responsibility and liability of CSI resulting from, any defects in CSI’s product and breach of warranty. To the fullest extent allowed by law, CSI shall NOT be liable for incidental or consequential damages due to any defects in CSI’s products.

CSI has no control over the use and application of its products and cannot accept liability for any injury, damage, or loss arising indirectly or directly from the use of its products. Information contained in this catalog is intended to serve as a guide and customers should satisfy that the products are suitable for their intended use through appropriate testing. By purchasing products from CSI, the purchaser expressly agrees to the above terms and conditions.



A	HOSE
B	VARIABLE CRIMP COUPLINGS
C	GRIP CRIMP COUPLINGS
D	3 SERIES THERMOPLASTIC
E	QUICK COUPLERS
F	REUSABLE, PUSH-ON, ACCESS.
G	ADAPTERS
H	FABRICATION EQUIPMENT
J	THREAD ID TECHNICAL
	WWW.COUPPLAMATIC.COM



QUALITY COUPLINGS MADE IN THE USA



WWW.COUPLAMATIC.COM



NAHAD
The Association for Hose
and Accessories Distribution

SAE
INTERNATIONAL



International
Fluid Power™
Society
Certification Empowers Opportunity

CETA
CLEANING EQUIPMENT TRADE ASSOCIATION

Couplings
Made In ISO
Certified
USA Plant



SMITHERS

2025

